



US00D941050S

(12) **United States Design Patent** (10) **Patent No.:** **US D941,050 S**  
**Holzmann et al.** (45) **Date of Patent:** **\*\* Jan. 18, 2022**

- (54) **TOILET PAPER DISPENSER**
- (71) Applicant: **Bradley Corporation**, Menomonee Falls, WI (US)
- (72) Inventors: **Simon Holzmann**, Zorneding (DE); **Stefan Hillenmayer**, Munich (DE); **Ning Zhou**, Munich (DE); **Laura Beth Stang**, Mukwonago, WI (US)
- (73) Assignee: **Bradley Corporation**, Menomonee Falls, WI (US)
- (\*\*) Term: **15 Years**
- (21) Appl. No.: **29/778,706**
- (22) Filed: **Apr. 14, 2021**

**Related U.S. Application Data**

- (62) Division of application No. 29/708,036, filed on Oct. 2, 2019.
- (51) **LOC (13) Cl.** ..... **23-02**
- (52) **U.S. Cl.**  
USPC ..... **D6/523**
- (58) **Field of Classification Search**  
USPC ..... D6/518-524, 546-550; D8/300, 303, D8/315-318, 319-321; 16/110.1, 415; 108/28-29; 211/13.1, 16, 60.1, 86.01, 211/87.01, 88.01, 88.04, 100, 105.1, 211/105.2, 123, 181.1, 182; 242/570, 242/590, 595-598, 564.4, 596.3, 599; 248/175, 176.1, 251, 302  
CPC .... A47K 10/40; A47K 10/3836; A47K 10/38; A47K 2010/322; A47K 2010/3233; A47K 2201/02; A47K 10/24; A47K 10/16; A47K 10/32; A47K 10/3809; A47K 2010/3872; B65H 75/08; A47B 81/007  
See application file for complete search history.

- (56) **References Cited**  
U.S. PATENT DOCUMENTS  
D176,806 S \* 1/1956 McCants ..... D6/520  
4,564,148 A \* 1/1986 Wentworth ..... A47K 10/38  
242/560.3  
D306,104 S \* 2/1990 Merdic ..... D6/523  
D317,384 S \* 6/1991 Powell ..... D6/515  
D321,647 S \* 11/1991 Oldorf ..... D9/734  
D332,542 S \* 1/1993 Hines ..... D6/518  
D364,059 S \* 11/1995 Merriweather, Jr. .... D6/518  
D407,588 S \* 4/1999 Padilla ..... D6/520  
(Continued)

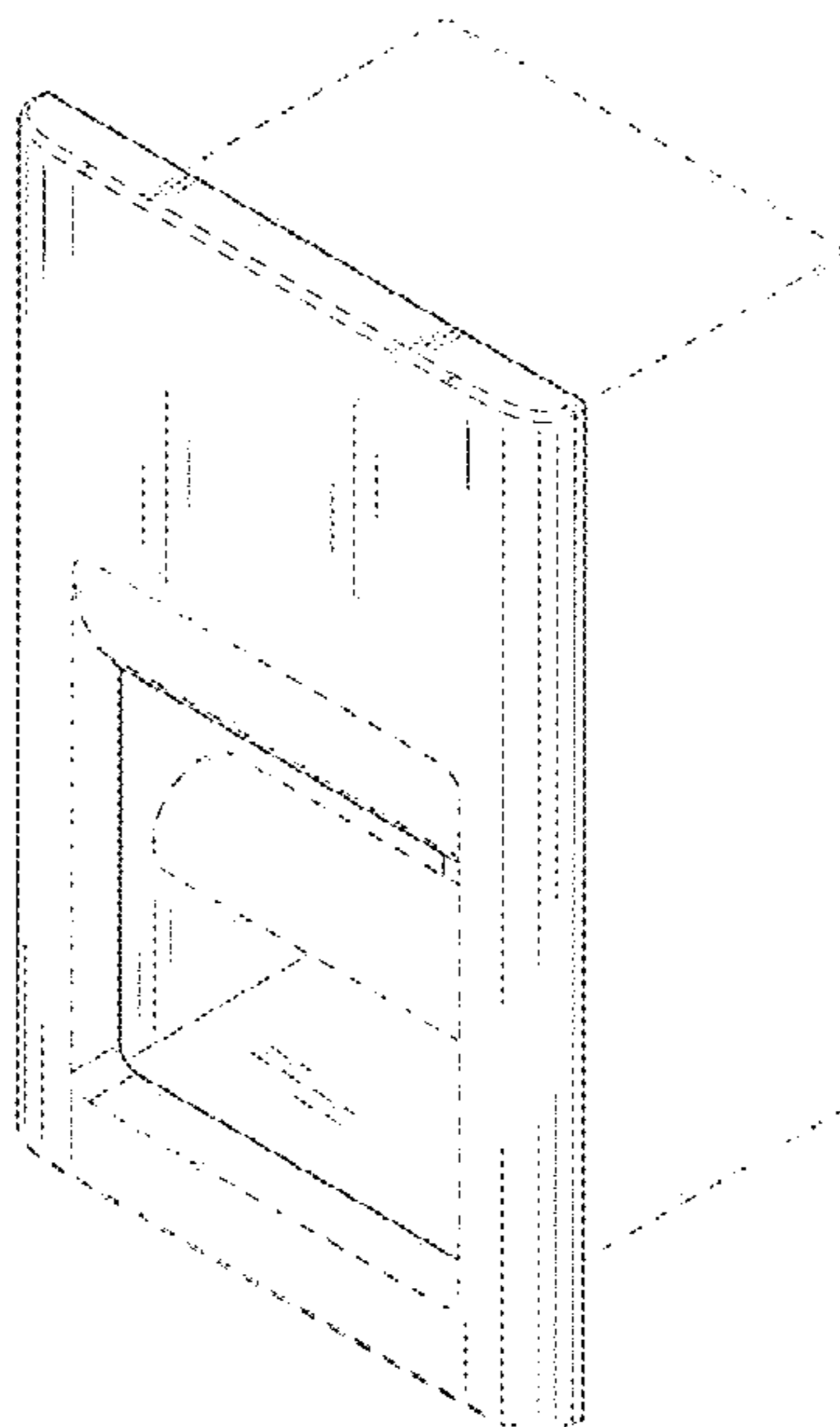
*Primary Examiner* — Nathan M Johnston  
(74) *Attorney, Agent, or Firm* — Boyle Fredricson, S.C.

(57) **CLAIM**  
The ornamental design for a toilet paper dispenser, substantially as shown and described.

**DESCRIPTION**

FIG. 1 is a front, raised perspective view of a toilet paper dispenser according to the invention; FIG. 2 is a front view of the toilet paper dispenser of FIG. 1; FIG. 3 is a rear view of the toilet paper dispenser of FIG. 1; FIG. 4 is a right side view of the toilet paper dispenser of FIG. 1; FIG. 5 is a left side view of the toilet paper dispenser of FIG. 1; FIG. 6 is a top view of the toilet paper dispenser of FIG. 1; FIG. 7 is a bottom view of the toilet paper dispenser of FIG. 1; and, FIG. 8 is a front, lowered perspective view of the toilet paper dispenser of FIG. 1. The broken lines shown in the drawings form no part of the claimed design. All surfaces not shown form no part of the claimed design.

**1 Claim, 8 Drawing Sheets**



(56)

**References Cited**

U.S. PATENT DOCUMENTS

6,015,125 A \* 1/2000 Fischer ..... A47K 10/38  
242/595  
6,082,664 A \* 7/2000 Phelps ..... A47K 10/38  
242/560  
6,302,350 B1 \* 10/2001 Burrell ..... A47K 10/38  
242/560  
D475,227 S \* 6/2003 Clarke ..... D6/520  
D511,429 S \* 11/2005 Lor ..... D6/520  
D545,098 S \* 6/2007 Wolfson ..... D6/520  
D546,605 S \* 7/2007 Wolfson ..... D6/520  
D547,984 S \* 8/2007 Wolfson ..... D6/520  
D551,000 S \* 9/2007 Romano ..... D6/520  
D553,403 S \* 10/2007 Williams ..... D6/520  
D576,434 S \* 9/2008 Wolfson ..... D6/520  
D704,950 S \* 5/2014 Bogner ..... D6/518  
D727,056 S \* 4/2015 Frankel ..... D6/518  
9,408,504 B1 \* 8/2016 Cordeau ..... A47K 10/38  
2005/0156080 A1 \* 7/2005 Lugo ..... A47K 10/38  
242/560.2  
2012/0325841 A1 \* 12/2012 Restaino ..... B65D 83/0864  
221/282  
2013/0026281 A1 \* 1/2013 Knight ..... A47K 10/38  
242/560.2  
2017/0251890 A1 \* 9/2017 Groover ..... A47K 10/22

\* cited by examiner

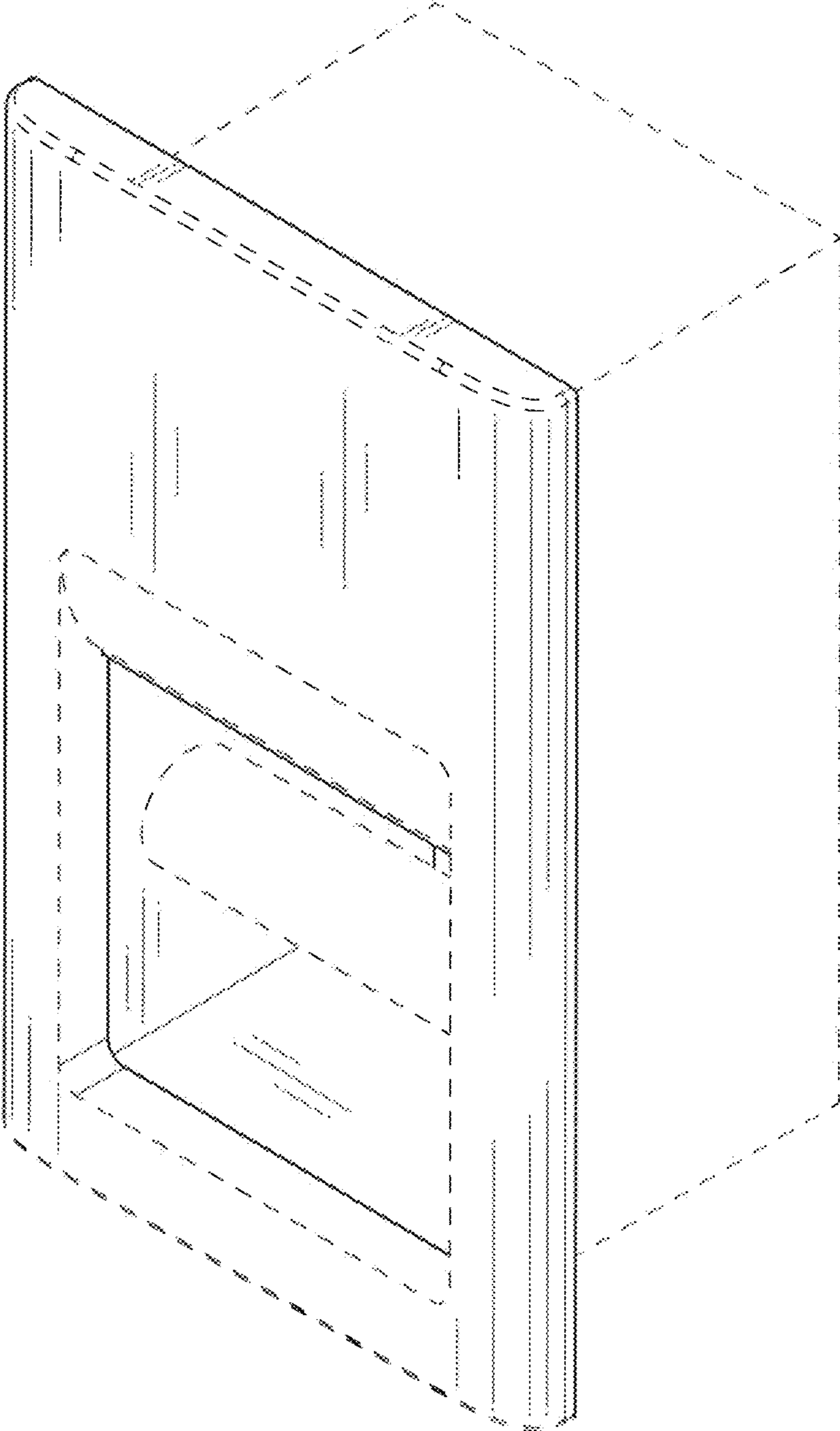


FIG. 1




FIG. 2




FIG. 3




FIG. 4




FIG. 5

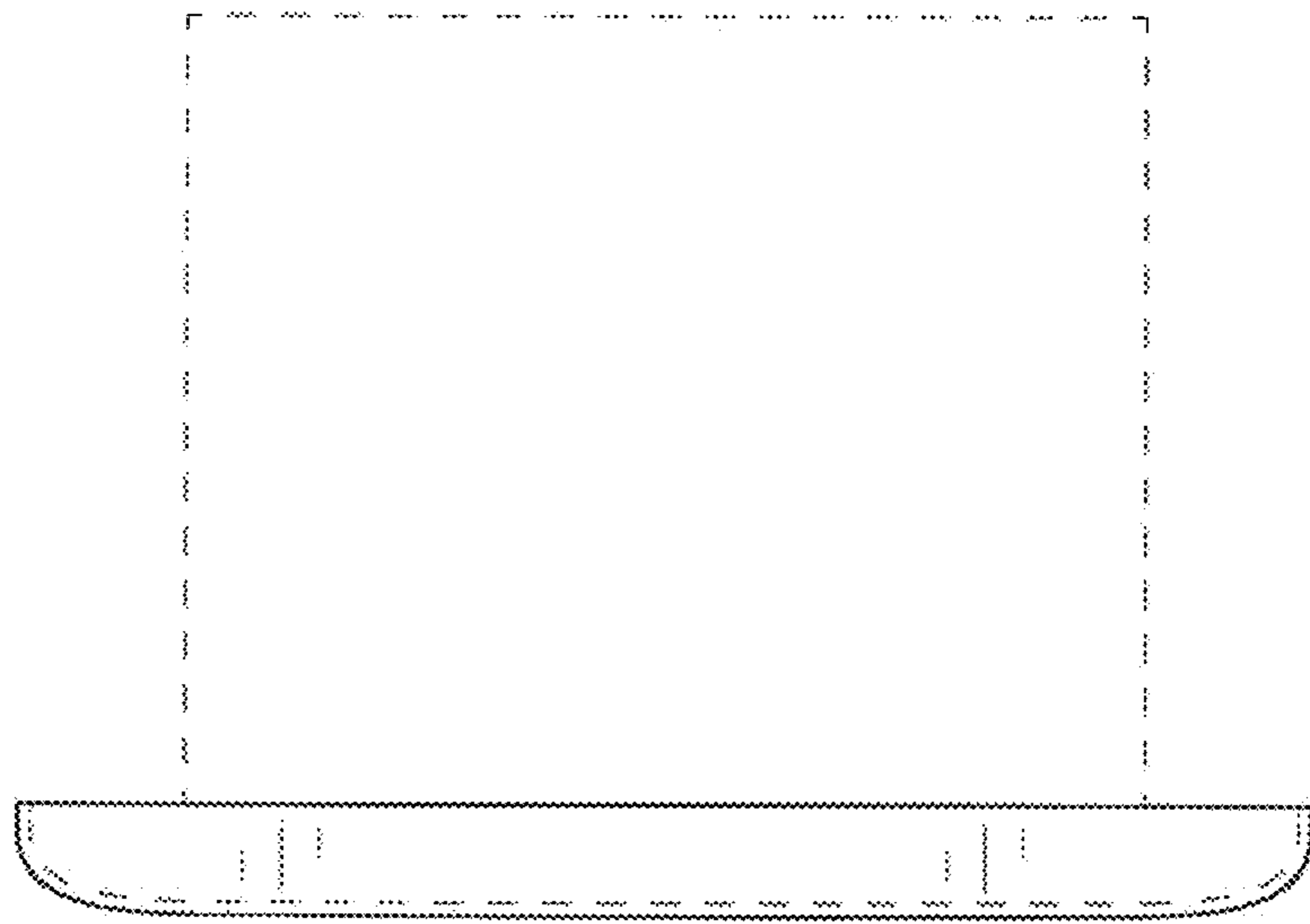


FIG. 6






FIG. 7

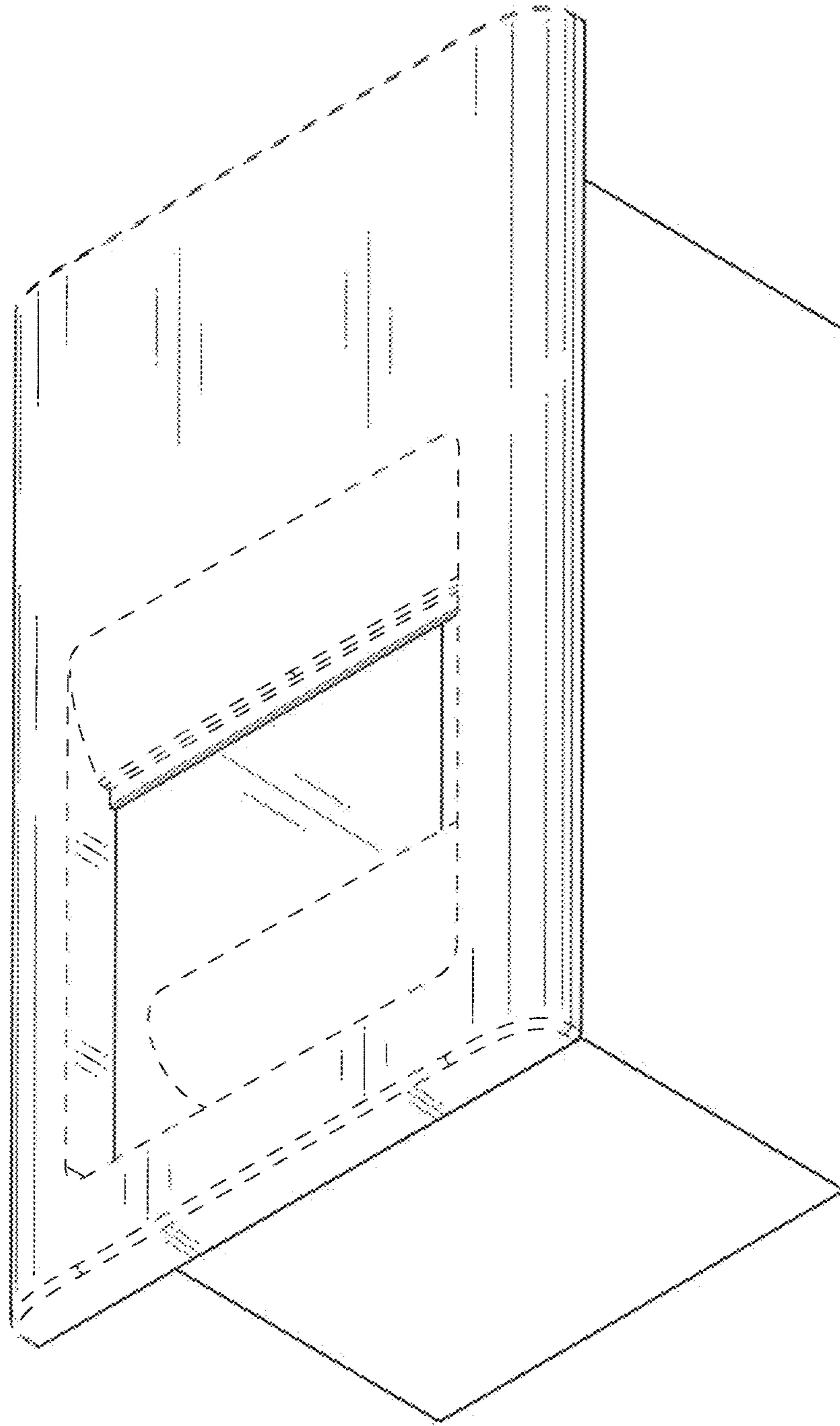


FIG. 8