



US00D941042S

(12) **United States Design Patent** (10) **Patent No.:** **US D941,042 S**
Fumiya et al. (45) **Date of Patent:** **** Jan. 18, 2022**

(54) **SMART MIRROR**

(71) Applicant: **SAMSUNG ELECTRONICS CO., LTD.**, Suwon-si (KR)

(72) Inventors: **Matsuoka Fumiya**, Suwon-si (KR);
Gi-Hoon Ko, Suwon-si (KR);
Yeon-Young Nam, Suwon-si (KR);
Seung-Wook Suh, Suwon-si (KR);
Sung-Jae Lee, Suwon-si (KR);
Young-Seok Lee, Suwon-si (KR);
Han-Min Lee, Suwon-si (KR); **Hae-Me Lee**, Suwon-si (KR)

(73) Assignee: **SAMSUNG ELECTRONICS CO., LTD.**, Gyeonggi-Do (KR)

(**) Term: **15 Years**

(21) Appl. No.: **29/733,908**

(22) Filed: **May 7, 2020**

(30) **Foreign Application Priority Data**

Nov. 8, 2019 (KR) 30-2019-0053353

(51) **LOC (13) Cl.** **06-07**

(52) **U.S. Cl.**
USPC **D6/310; D6/300**

(58) **Field of Classification Search**
USPC D6/300, 301, 302, 303, 304, 307, 308,
D6/309, 310, 311, 312, 313, 314;
D28/64.1-64.7; D14/336, 341, 371, 372,
D14/374, 381, 382, 448, 450; D19/113,
D19/114; D20/10, 27, 42
CPC A45D 42/00; A45D 42/10; A45D 42/16;
A45D 42/20; A45D 42/24; A47G 1/00;
A47G 1/02; A47G 1/04; A47G 1/0622;
B60J 3/0282

See application file for complete search history.

(56) **References Cited**

U.S. PATENT DOCUMENTS

D140,181 S * 1/1945 McGonigal D19/34.2
D271,832 S * 12/1983 Smith D19/91
D307,675 S * 5/1990 Jordan D6/300
D375,980 S * 11/1996 Current D20/40
D396,562 S * 8/1998 Kenney D6/300
D423,796 S * 5/2000 Kwan D6/300

(Continued)

FOREIGN PATENT DOCUMENTS

CN 303594535 S 2/2016
CN 303860059 * 3/2016

(Continued)

OTHER PUBLICATIONS

Mirror Display [online], [site visited 09/00/2021]. Available from internet, URL: <http://7kiosk.com/sub01_new.asp?idx=122&model_category=2> (Year: 2021).*

Primary Examiner — Cynthia Ramirez
Assistant Examiner — Xavier Marti-Santos

(74) *Attorney, Agent, or Firm* — Cantor Colburn LLP

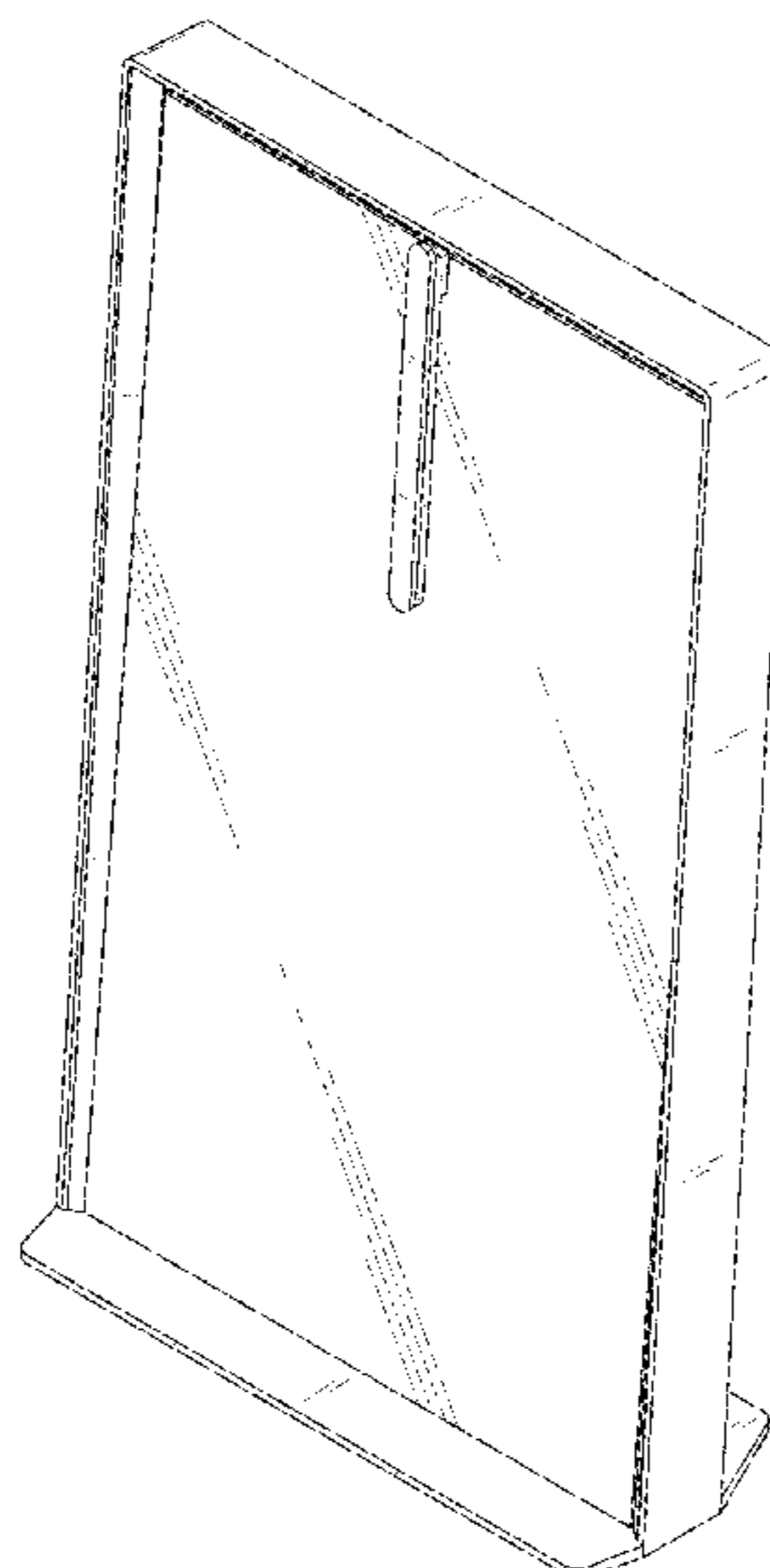
(57) **CLAIM**

The ornamental design for a smart mirror, as shown and described.

DESCRIPTION

FIG. 1 is a front perspective view of a smart mirror, showing our new design;
FIG. 2 is a front view thereof;
FIG. 3 is a rear view thereof;
FIG. 4 is a left-side view thereof;
FIG. 5 is a right-side view thereof;
FIG. 6 is a top view thereof; and,
FIG. 7 is a bottom view thereof.
The broken lines illustrating portions of the smart mirror form no part of the claimed design.

1 Claim, 7 Drawing Sheets



(56)

References Cited

U.S. PATENT DOCUMENTS

D504,021 S * 4/2005 Stravitz D6/300
D505,018 S * 5/2005 Stravitz D6/300
D754,979 S * 5/2016 Starck D6/300
D787,840 S * 5/2017 Spigler D6/310
D811,395 S * 2/2018 Bae D14/374
D895,984 S * 9/2020 Matthewman D6/310
D920,323 S * 5/2021 Lee D14/307

FOREIGN PATENT DOCUMENTS

CN 306691710 * 4/2021
EM 002087460-0001 8/2012
EM 002519256-0003 8/2014
EM 003059419-0001 4/2016
KR 1736395 B1 * 11/2014
KR 2019117099 * 4/2018
KR 300978194 S 4/2019

* cited by examiner

FIG. 1

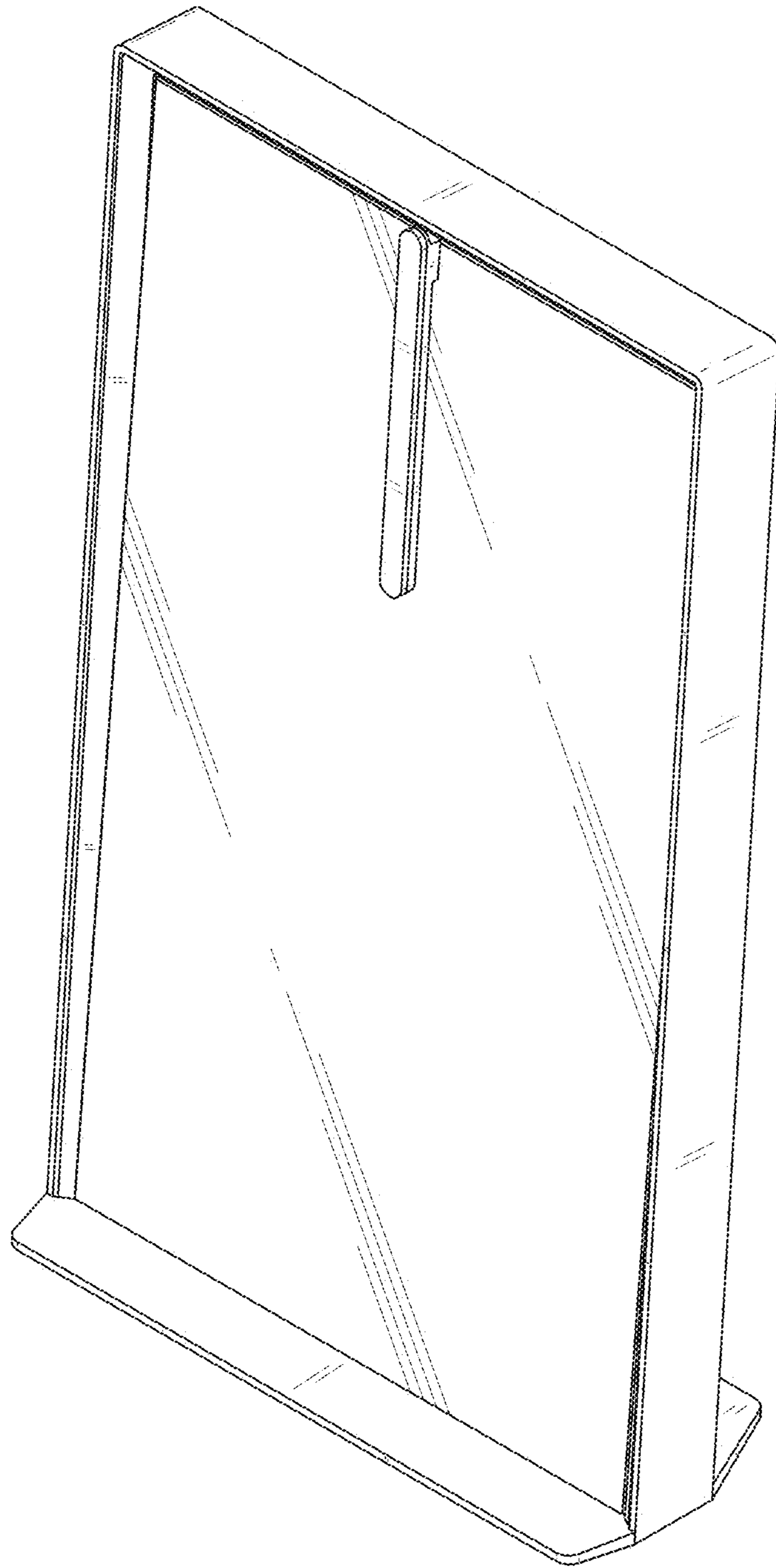


FIG. 2

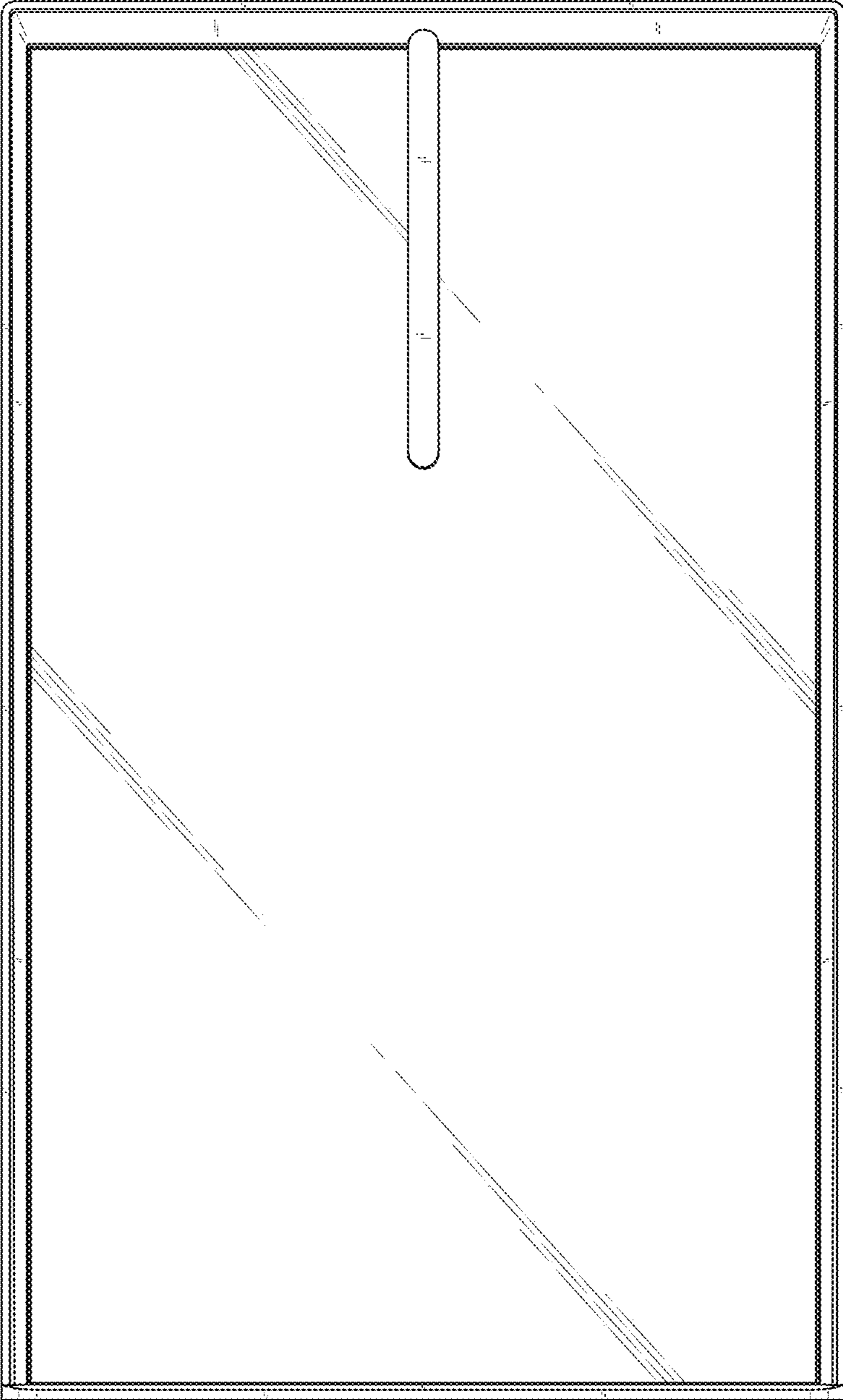


FIG. 3




FIG. 4

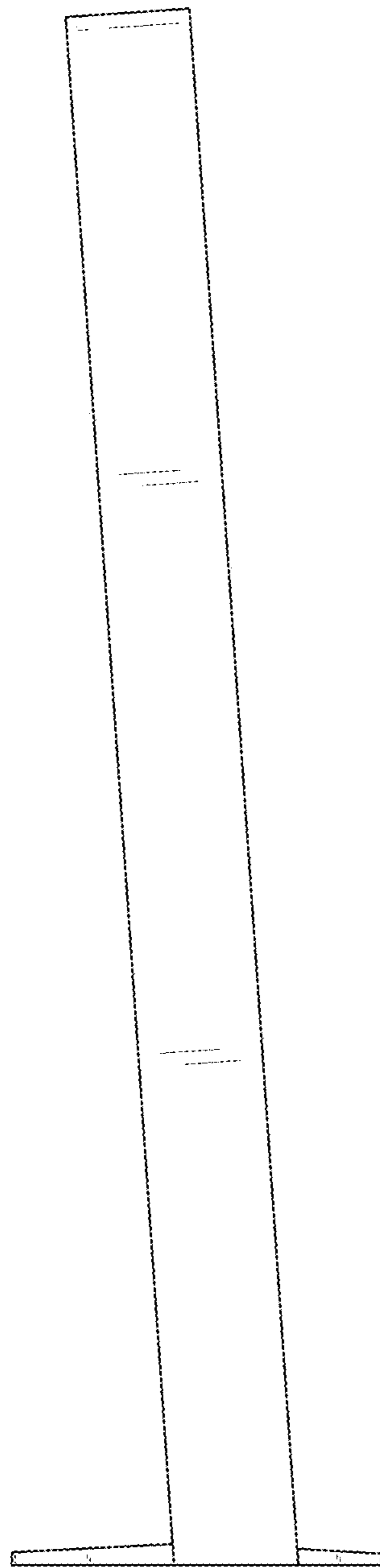


FIG. 5

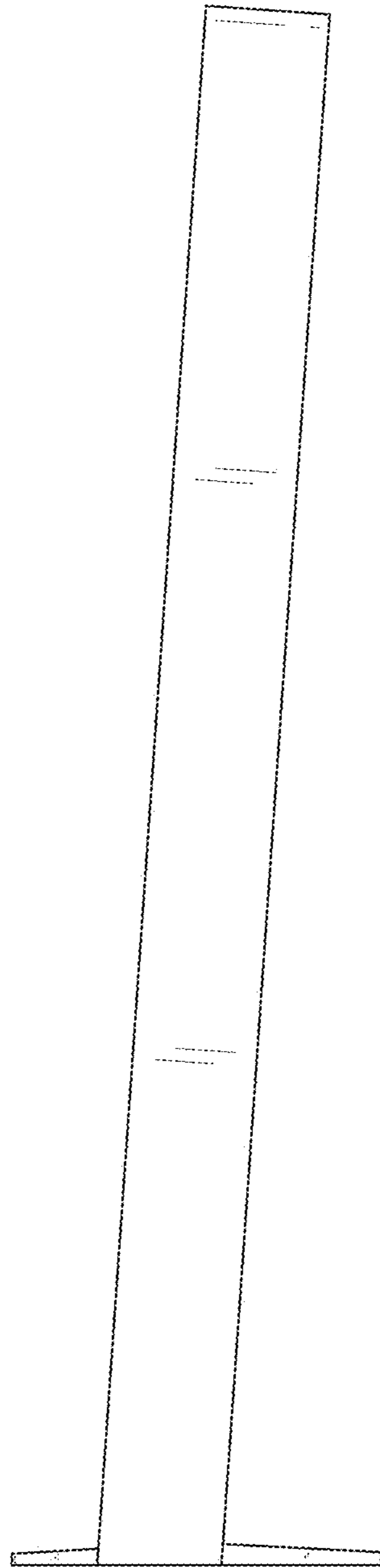


FIG. 6

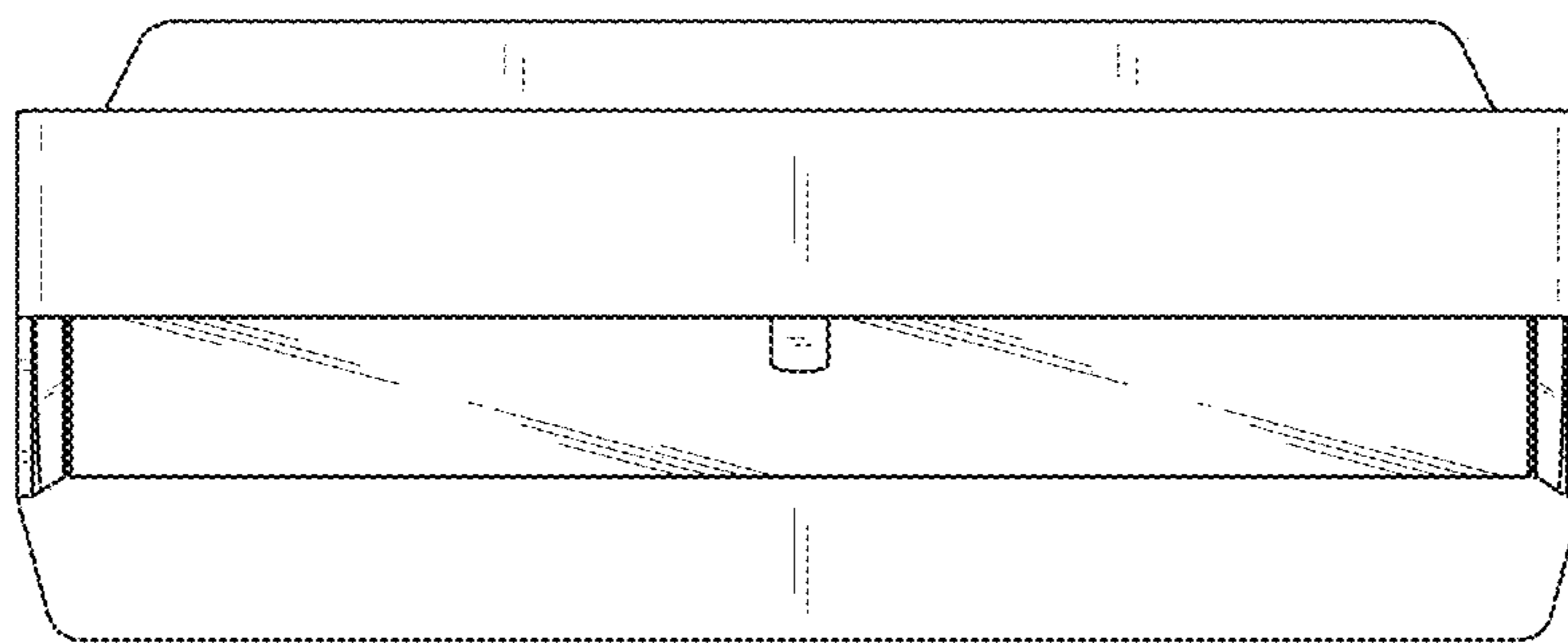


FIG. 7

