



US00D941039S

(12) **United States Design Patent** (10) **Patent No.:** **US D941,039 S**
Xu (45) **Date of Patent:** **** Jan. 18, 2022**

(54) **MIRROR**

(71) Applicant: **AN HUI MAO XIN HOUSEHOLD CRAFTS CO., LTD**, Suzhou (CN)

(72) Inventor: **Yan Xu**, Yiwu (CN)

(**) Term: **15 Years**

(21) Appl. No.: **29/769,220**

(22) Filed: **Feb. 4, 2021**

(51) **LOC (13) Cl.** **06-07**

(52) **U.S. Cl.**
USPC **D6/303**

(58) **Field of Classification Search**
USPC **D6/300–314**
CPC **A47G 1/02; A47G 1/04**
See application file for complete search history.

(56) **References Cited**

U.S. PATENT DOCUMENTS

D300,466 S *	3/1989	Widner	D25/48.7
D728,247 S	5/2015	Hoff et al.		
D728,249 S	5/2015	MacNeel et al.		
D885,066 S	5/2020	MacNeel et al.		
D914,373 S *	3/2021	MacNeel	D6/303
2019/0387903 A1 *	12/2019	MacNeel	A47G 1/02

OTHER PUBLICATIONS

Laura T. “Love it” product review, posted Jan. 2, 2021 on “Arched Window Finished Metal Mirror—32×45 Inch Wall Mirror Black

Frame Window Pane Decoration for Living Room Entryway” product listing, Amazon. Accessed on Jul. 3, 2021 at https://www.amazon.com/Arched-Window-Finished-Metal-Mirror/dp/B08DFMP86B/ref=sr_1_1_sspa?dchild=1&keywords=arched%2Bwindow%2Bmirror&qid=1624768106&s=home-garden&sr=1-1-spons&spLa=ZW5jcnlwdGVkUXVhbGlmaWVyPUEyTUNOTjdSQkEzSIIJmVuY3J5cHRIZEikPUEwODYzMjAwMjdMUFUyQ0JLVFhUMiZlbnNyeXB0ZWRBZEikPUEwNjk5NDM1MTJCNTZDOTZGV1lxJndpZGldE5hbWU9c3BfYXRmJmFjdGIvbj1jbGlja1JIZGIyZWNOJmRvTm90TG9nQ2xpY2s9dHJ1ZQ&th=1 (Year: 2021).*

* cited by examiner

Primary Examiner — Deanna L Pratt


(57) **CLAIM**

The ornamental design for a mirror, as shown and described.

DESCRIPTION

FIG. 1 is a first perspective view of a mirror showing my new design;
FIG. 2 is a second perspective view thereof;
FIG. 3 is a front view thereof;
FIG. 4 is a back view thereof;
FIG. 5 is a left side view thereof;
FIG. 6 is a right side view thereof;
FIG. 7 is atop view thereof; and,
FIG. 8 is a bottom view thereof.
The broken lines shown in the drawings depict portions of the mirror in which the design is embodied that form no part of the claimed design.

1 Claim, 8 Drawing Sheets






FIG. 1




FIG. 2




FIG. 3

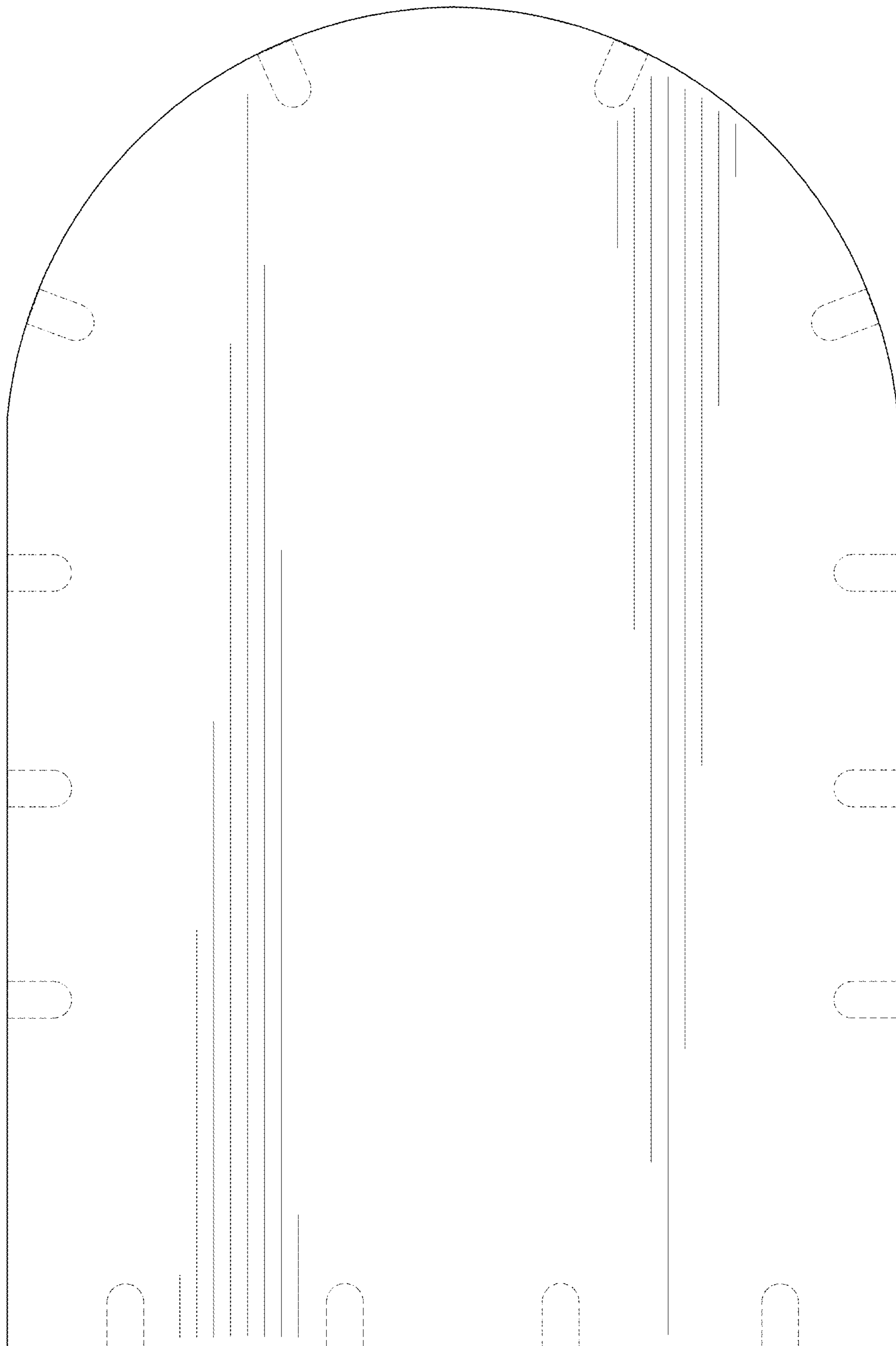


FIG. 4




FIG. 5




FIG. 6




FIG. 7

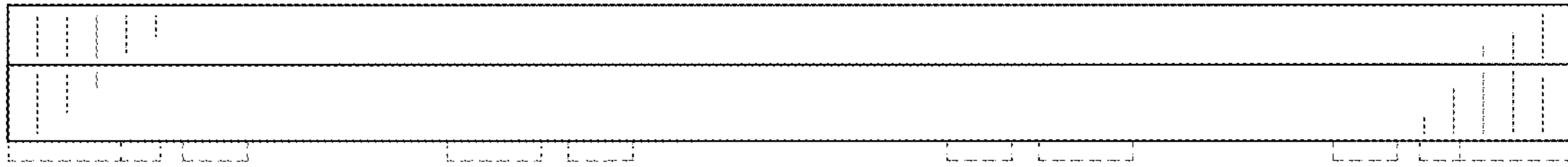


FIG. 8