



US00D941031S

(12) **United States Design Patent**
Sagastume

(10) **Patent No.:** **US D941,031 S**
(45) **Date of Patent:** **** Jan. 18, 2022**

(54) **PAINT BRUSH HANDLE WITH ATTACHED
SCRAPER AND MAGNET**

(71) Applicant: **Mario F. Sagastume**, Miramar, FL
(US)

(72) Inventor: **Mario F. Sagastume**, Miramar, FL
(US)

(**) Term: **15 Years**

(21) Appl. No.: **29/714,114**

(22) Filed: **Nov. 21, 2019**

Related U.S. Application Data

(63) Continuation-in-part of application No. 29/641,136,
filed on Mar. 20, 2018, now abandoned.

(51) **LOC (13) Cl.** **04-01**

(52) **U.S. Cl.**
USPC **D4/118**

(58) **Field of Classification Search**
USPC D4/116, 118, 130, 132, 134, 138, 199;
15/111
CPC A46B 5/02; A46B 15/0081
See application file for complete search history.

(56) **References Cited**

U.S. PATENT DOCUMENTS

- 122,186 A * 12/1871 Michales et al. .. A46B 15/0055
15/111
- 181,206 A * 8/1876 Richardson A46B 15/0055
15/111
- 1,421,478 A * 7/1922 Hope A46B 17/08
15/111
- D117,933 S * 12/1939 Manchester et al. D4/118
- 4,741,064 A * 5/1988 Riegert A47L 13/08
15/111
- 5,351,350 A * 10/1994 Johnson A46B 17/08
15/111

- 5,419,000 A * 5/1995 Amato A46B 17/08
15/111
- D395,551 S * 6/1998 McKittrick D4/118
- 5,857,234 A * 1/1999 Hernandez B44D 3/164
15/111
- 5,894,624 A * 4/1999 Fulenwider A46B 15/0055
15/111
- D461,960 S * 8/2002 Bock D4/118
- D474,342 S * 5/2003 Silvestri D4/118
- D580,177 S * 11/2008 Louis-Jeune D4/121
- D774,311 S * 12/2016 Vasquez D4/116
- 10,709,232 B1 * 7/2020 Sagastume A46B 17/02
- D909,761 S * 2/2021 Hoerauf D4/116
- 2008/0092314 A1 * 4/2008 Griffin B44D 3/16
15/111
- 2014/0338500 A1 * 11/2014 Cridlebaugh A46B 15/0063
81/3.27
- 2021/0031353 A1 * 2/2021 Bousquet A46B 15/0081

* cited by examiner

Primary Examiner — Karen E Eldridge Powers

(74) *Attorney, Agent, or Firm* — Malin Haley DiMaggio
& Bowen, P.A.

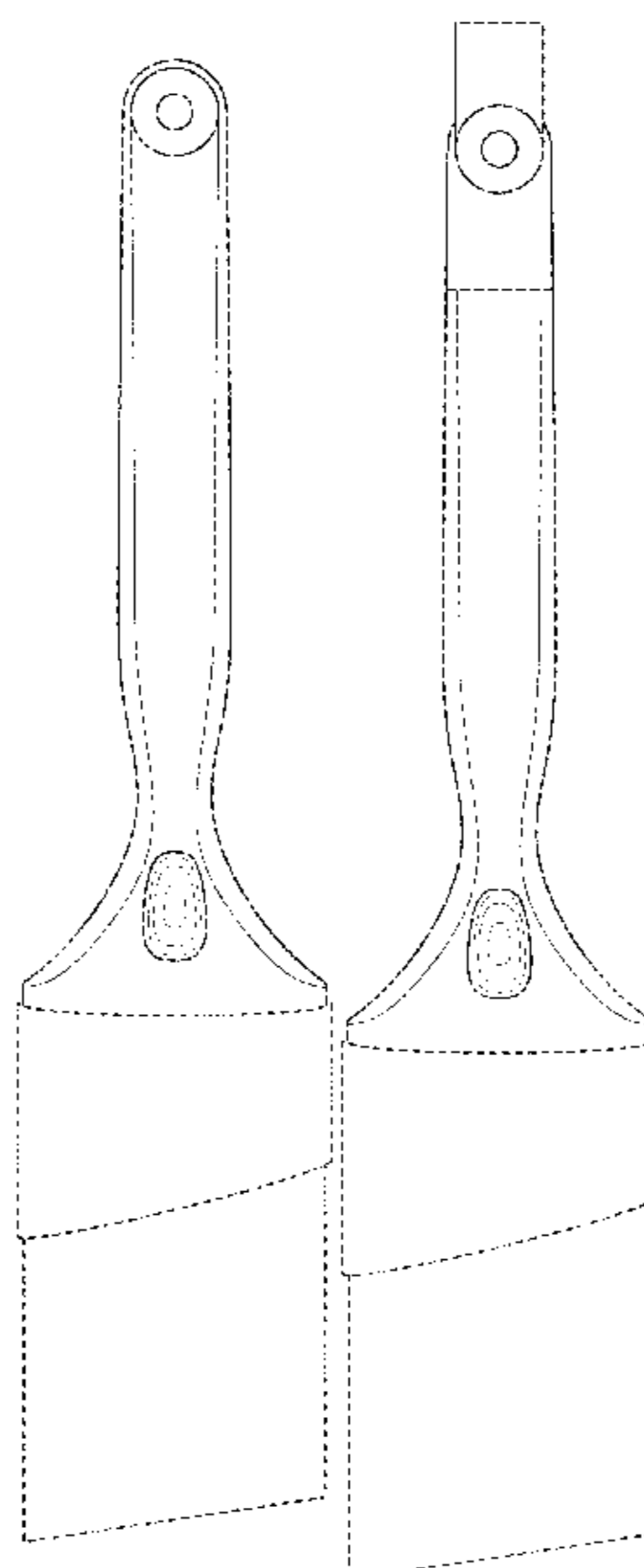
(57) **CLAIM**

The ornamental design for a paint brush handle with
attached scraper and magnet, as shown and described.

DESCRIPTION

FIG. 1 is a front elevational view of the present invention,
showing the new design of the paint brush handle with
attached scraper and magnet;
FIG. 2 is a back elevational view with the scraper extended
thereof;
FIG. 3 is a top plan view thereof;
FIG. 4 is a bottom plan view thereof;
FIG. 5 is a right side elevational view thereof wherein the
scraper is shown in a retracted position; the left side eleva-
tional view is a mirror image thereof; and,
FIG. 6 is a back elevational view thereof.

1 Claim, 6 Drawing Sheets



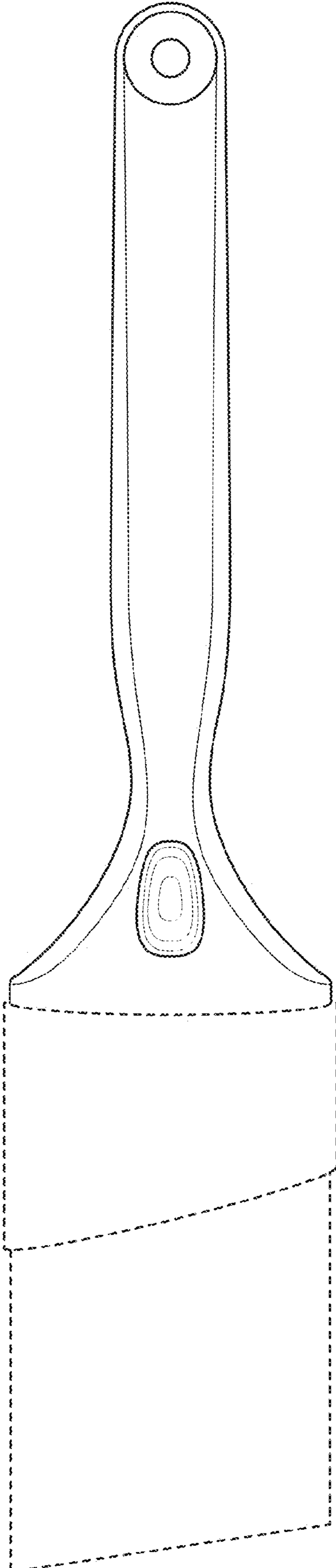


FIG. 1

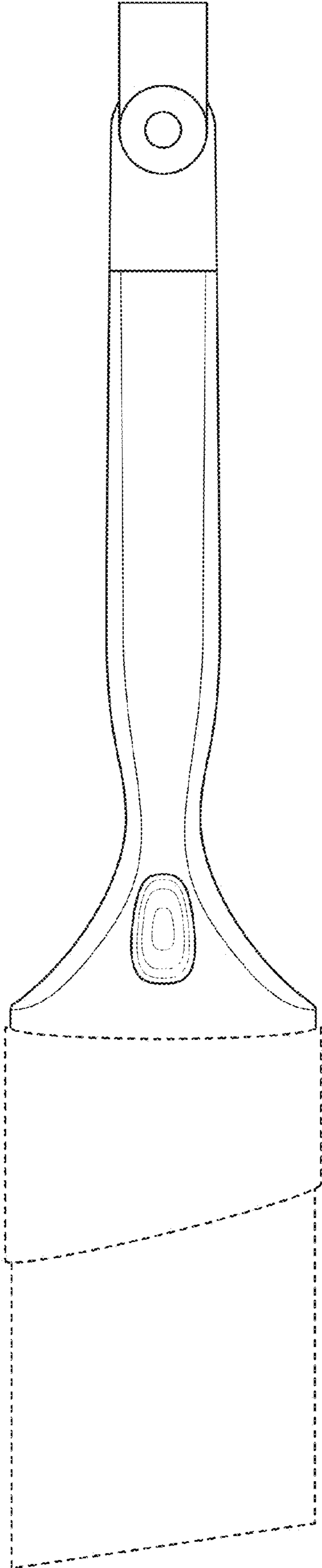


FIG. 2

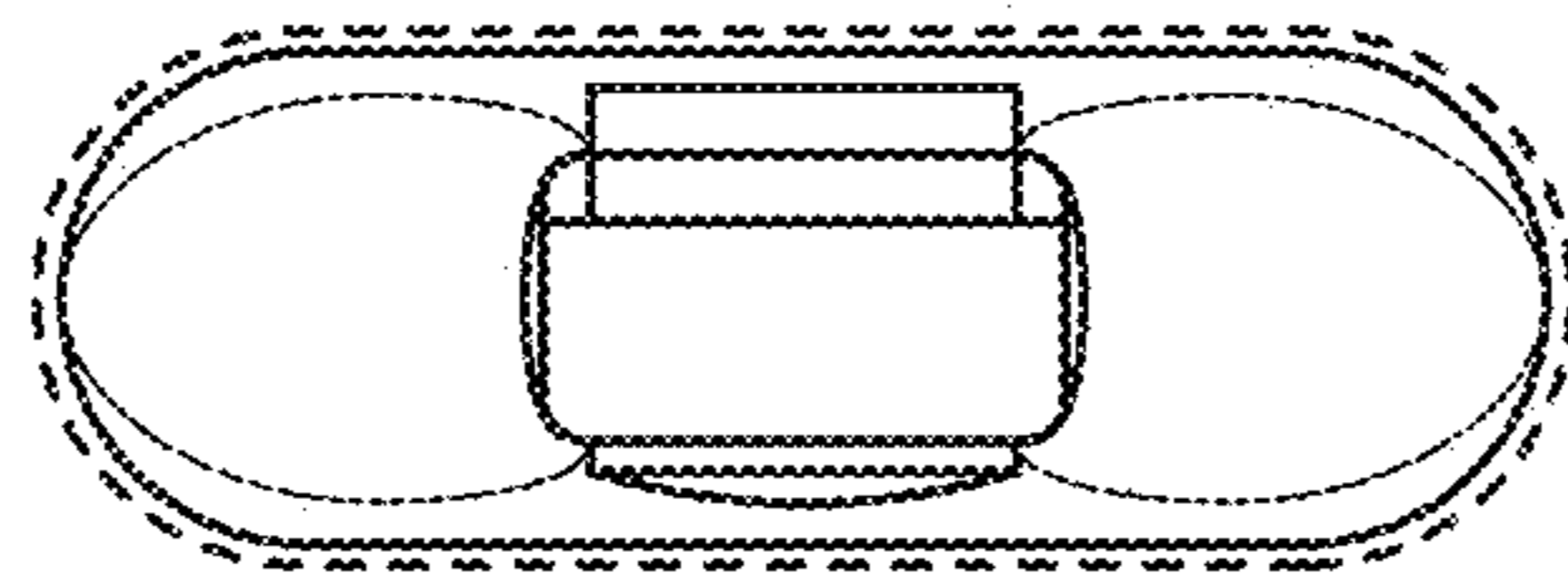


FIG. 3



FIG. 4

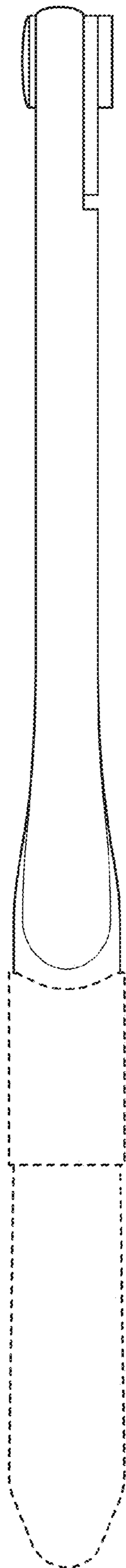


FIG. 5

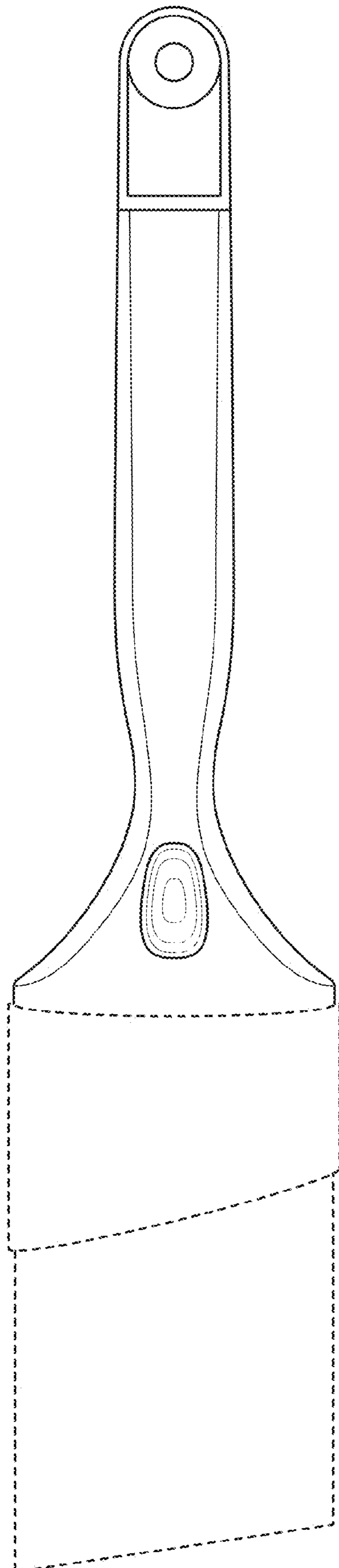


FIG. 6