



US00D941010S

(12) **United States Design Patent** (10) **Patent No.:** **US D941,010 S**  
**Fusillo** (45) **Date of Patent:** **\*\* Jan. 18, 2022**

(54) **BAG**

FOREIGN PATENT DOCUMENTS

(71) Applicant: **LANCEL INTERNATIONAL SA,**  
Lugano (CH)

EM 000507793-0001 \* 5/2006  
EM 000689823-0002 \* 4/2007  
TR 640872-0001 \* 11/2010

(72) Inventor: **Barbara Fusillo,** Paris (FR)

OTHER PUBLICATIONS

(73) Assignee: **LANCEL INTERNATIONAL SA,**  
Lugano (CH)

Florence Leather Market Tamara Italian Pebbled Leather Drawstring Bucket Bag, announced Feb. 21, 2019 [online], [site visited Feb. 26, 2021], available from internet. URL: <https://www.amazon.com/Florence-Leather-Market-Italian-Drawstring/dp/B08D7SM8TH/> (Year: 2019).\*

(\*\*) Term: **15 Years**

Community Design 000689823-0002, dated Mar. 15, 2007.  
International Design DM/075390, dated Nov. 29, 2010.

(21) Appl. No.: **29/723,362**

(22) Filed: **Feb. 6, 2020**

(51) **LOC (13) Cl.** ..... **03-01**

\* cited by examiner

(52) **U.S. Cl.**  
USPC ..... **D3/201**

*Primary Examiner* — Kevin K Rudzinski

(58) **Field of Classification Search**  
USPC ..... D3/201, 210, 222, 223, 228, 229, 230,  
D3/232, 233, 243, 244, 306; D9/706  
CPC ..... A45C 3/06; A45C 1/02  
See application file for complete search history.

*Assistant Examiner* — Amber J Rabie

(74) *Attorney, Agent, or Firm* — Nixon & Vanderhye

(57) **CLAIM**

The ornamental design for a bag, as shown and described.

(56) **References Cited**

**DESCRIPTION**

U.S. PATENT DOCUMENTS

D170,346 S	*	9/1953	Wolf	.....	D3/244
D504,228 S	*	4/2005	Azria	.....	D3/246
D589,700 S	*	4/2009	Gerbi	.....	D3/245
D604,505 S	*	11/2009	Gerbi	.....	A45C 1/02
					D3/244
D609,910 S	*	2/2010	White	.....	D3/279
D627,158 S	*	11/2010	Dreyfuss	.....	D3/244
D711,100 S	*	8/2014	Dingizian	.....	D3/245
D782,818 S	*	4/2017	Slimane	.....	D3/244
9,737,122 B1	*	8/2017	Ives	.....	A45C 1/02
D831,957 S	*	10/2018	Carter	.....	D3/246
D872,462 S	*	1/2020	Gerbi	.....	D3/244
D872,463 S	*	1/2020	Gerbi	.....	D3/244

FIG. 1 is a front, right side, and top perspective view of a bag showing the new design;

FIG. 2 is a rear, right side perspective view thereof in an alternate configuration wherein the tassels are pointing toward the rear;

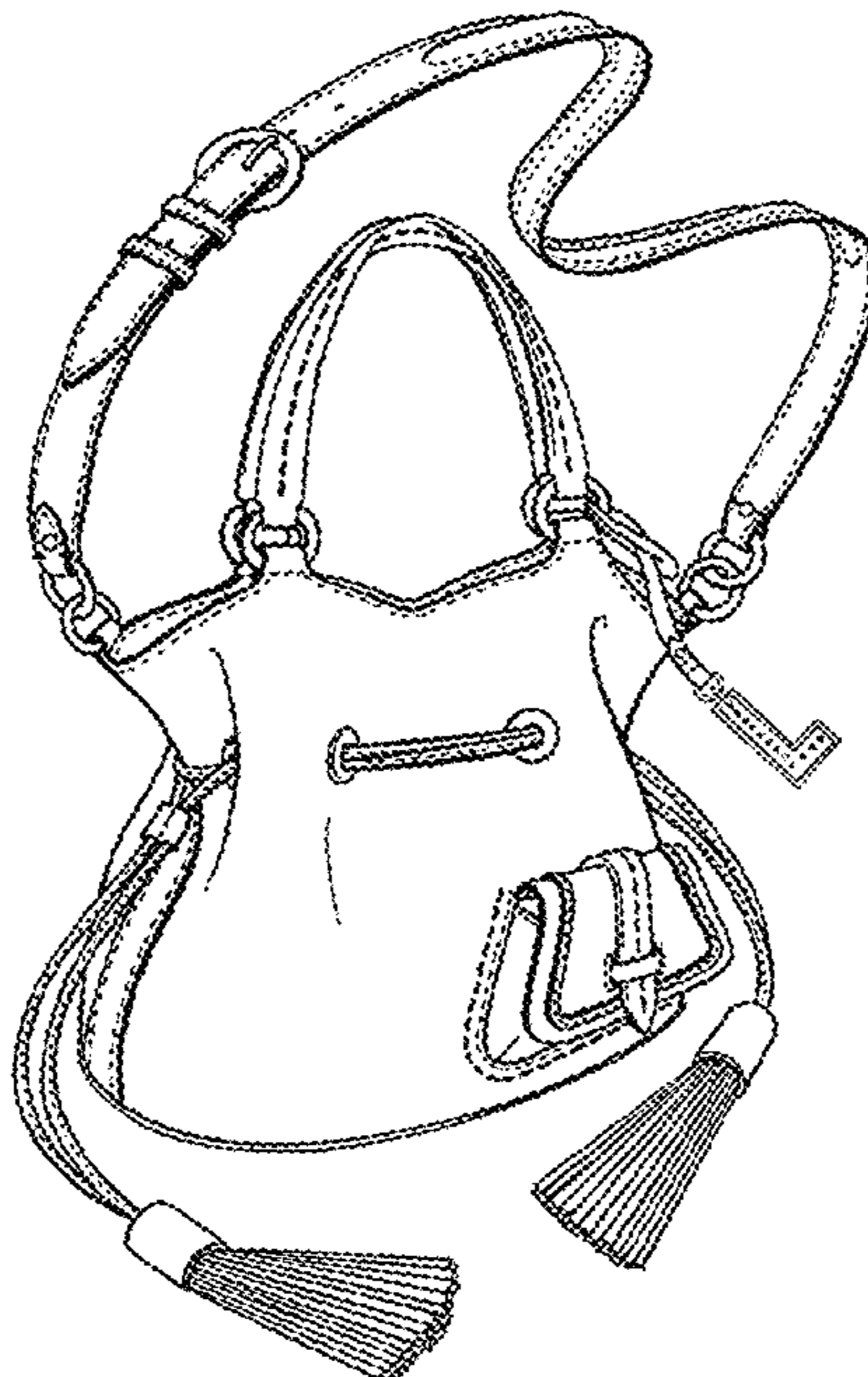
FIG. 3 is a right side elevation view thereof;

FIG. 4 is a top plan view thereof in an alternate configuration wherein the tassels are splayed out to the sides; and,

FIG. 5 is an enlarged bottom plan view thereof.

The broken lines in the drawings indicate stitching that forms part of the claim.

**1 Claim, 5 Drawing Sheets**



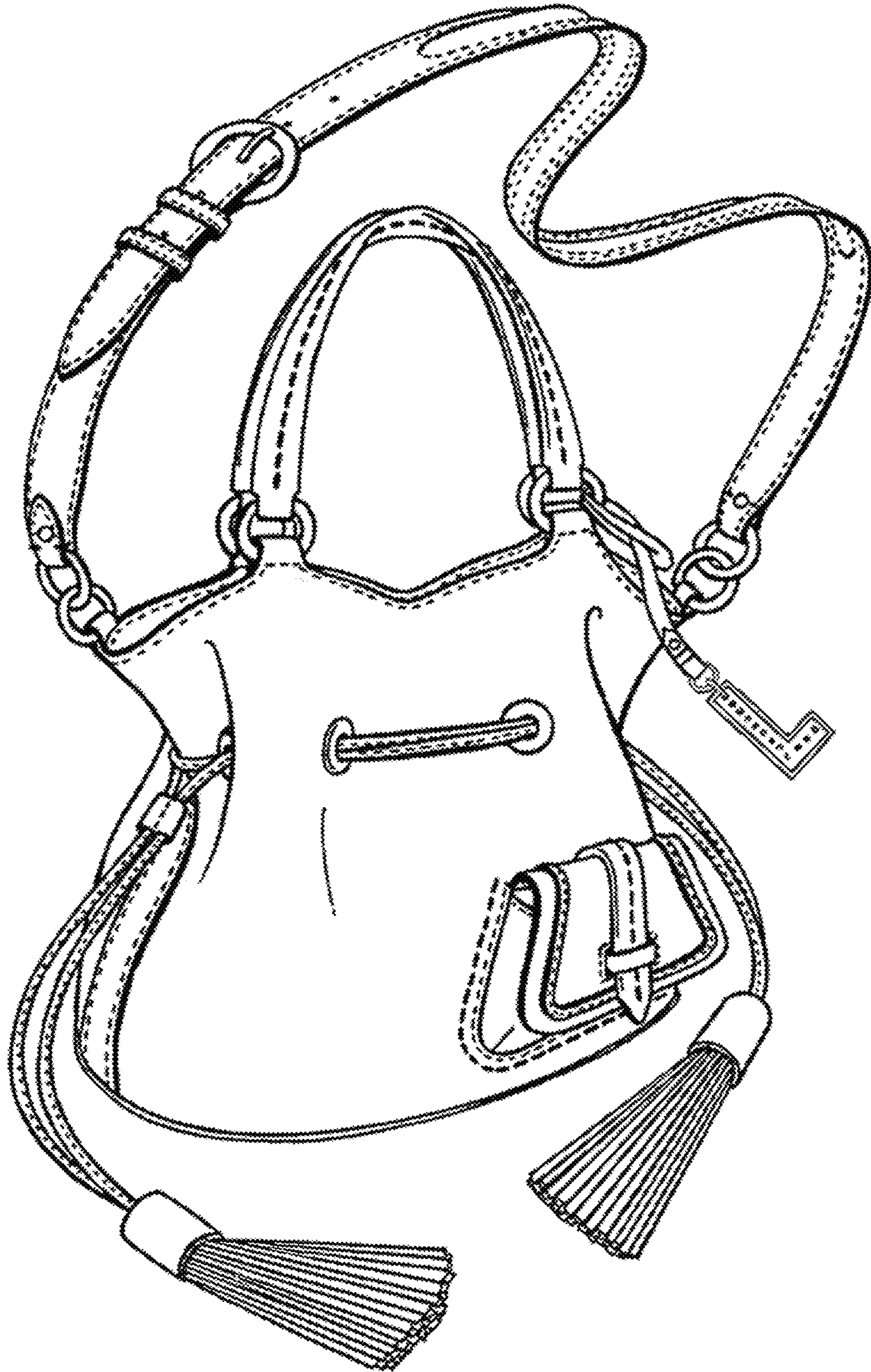


FIG. 1



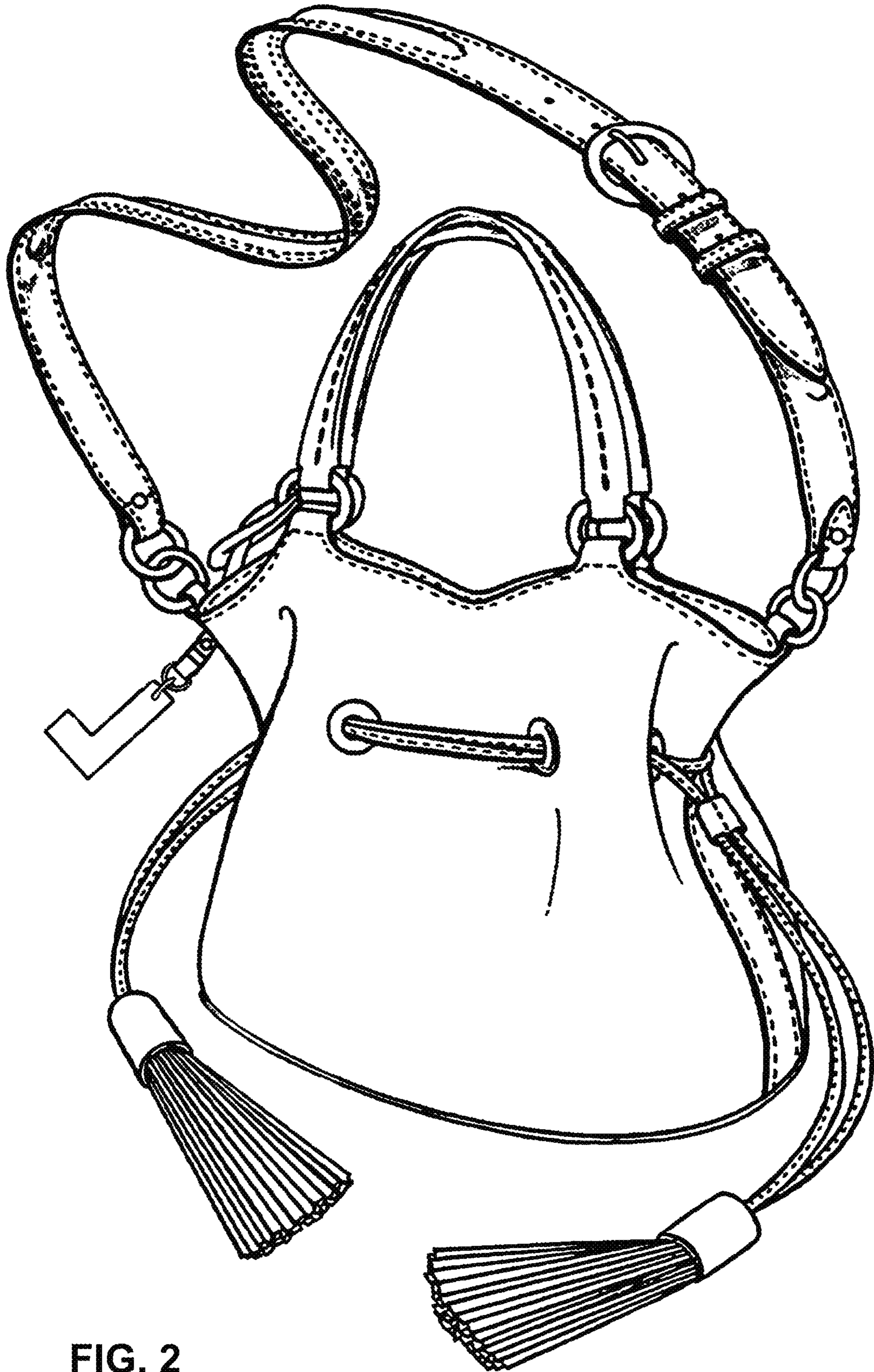


FIG. 2

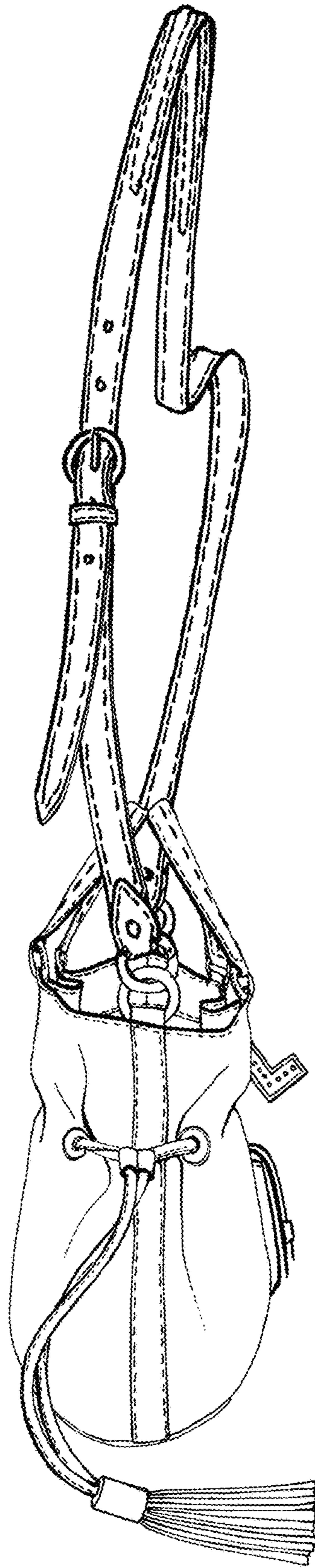


FIG. 3

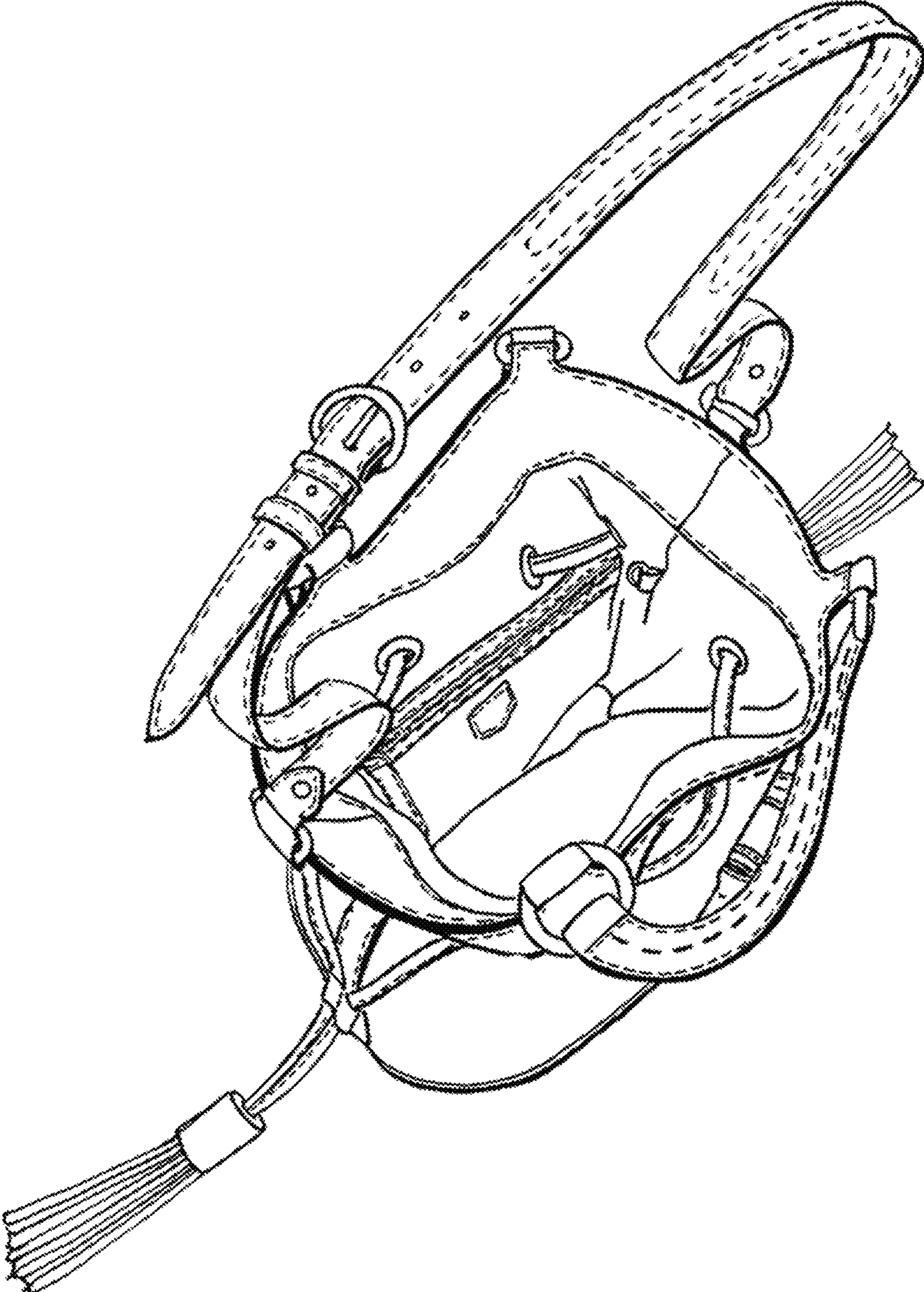


FIG. 4



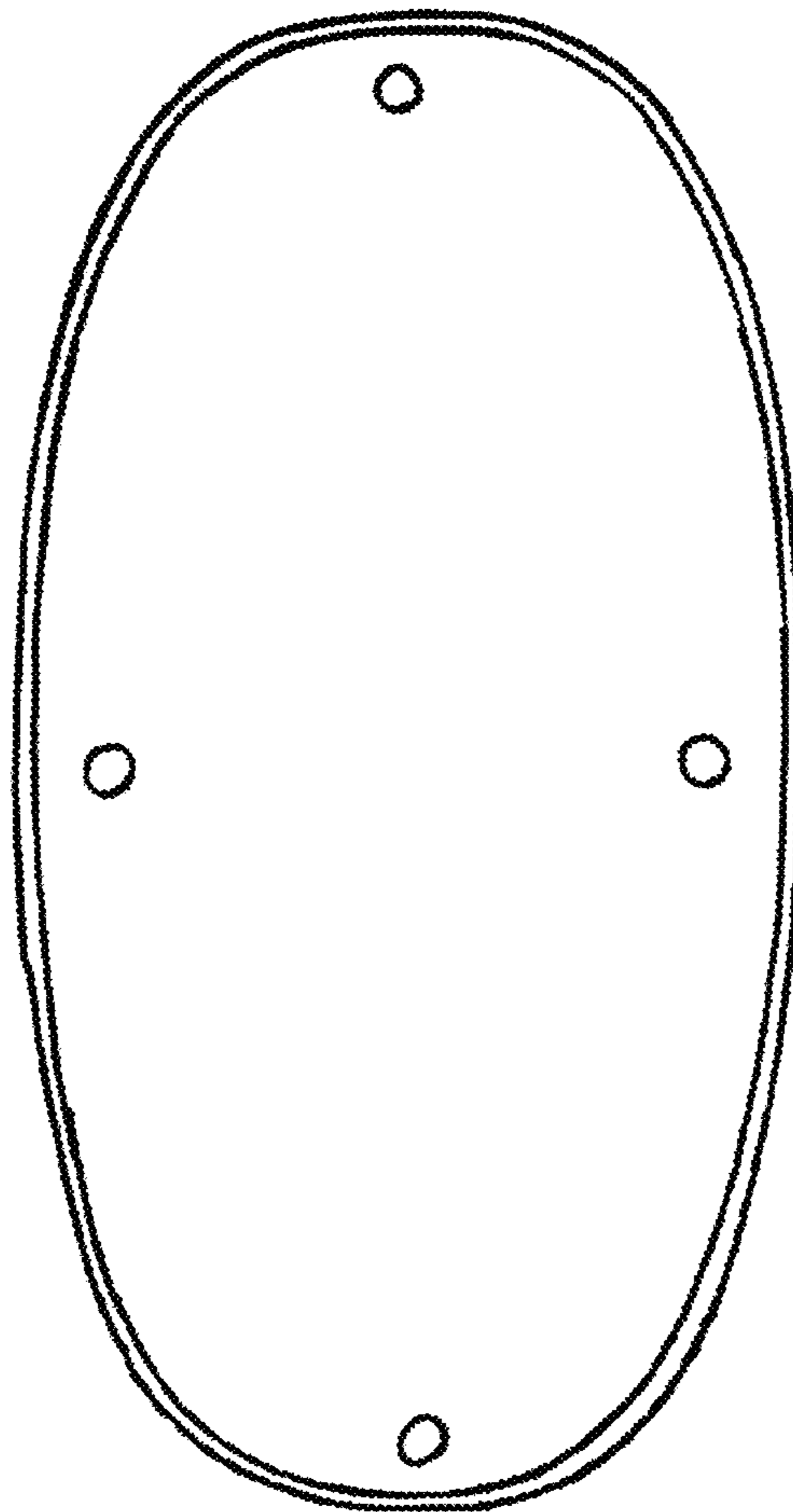


FIG. 5