



US00D941008S

(12) **United States Design Patent** (10) **Patent No.:** **US D941,008 S**
Zhu (45) **Date of Patent:** **** Jan. 18, 2022**

(54) **SOCK**

(71) Applicant: **Hua Zhu**, Putian (CN)

(72) Inventor: **Hua Zhu**, Putian (CN)

(**) Term: **15 Years**

(21) Appl. No.: **29/761,440**

(22) Filed: **Dec. 9, 2020**

(51) **LOC (13) Cl.** **02-04**

(52) **U.S. Cl.**
USPC **D2/994**

(58) **Field of Classification Search**
USPC D2/980-994
CPC A41B 11/008; A41B 11/004; A41B 11/02;
A41B 11/003; A41B 11/00; A41B 11/005;
A41B 13/00; A41B 2400/32; A41B
2400/60; A41B 2500/10; A41B 11/006;
A41B 11/007; A41B 11/01; A41B 11/123;
A41B 2300/22; A41B 2400/20; A41B
2400/38

See application file for complete search history.

(56) **References Cited**

U.S. PATENT DOCUMENTS

D489,887 S *	5/2004	Mavis	D2/980
D495,131 S *	8/2004	Mavis	D2/980
D500,588 S *	1/2005	Mavis	D2/980
D509,652 S *	9/2005	Cooper	D2/980
D513,116 S *	12/2005	Gaither	D2/989
D590,590 S	4/2009	Bonzagni et al.	
D613,491 S *	4/2010	Hollingsworth	D2/980
D624,300 S	9/2010	Hollingsworth et al.	
D627,147 S	11/2010	Lambertz	
D641,148 S *	7/2011	Kent	D2/980
D643,207 S	8/2011	Lucas et al.	

D703,427 S	4/2014	Frederick	
D740,014 S	10/2015	Amis	
D746,580 S	1/2016	Amis	
D762,057 S	7/2016	Hakeem	
D773,798 S	12/2016	Amis	
D776,913 S	1/2017	Hakeem	
D853,710 S	7/2019	Hakeem	
D853,711 S *	7/2019	Higgins	D2/980
D862,064 S *	10/2019	Patterson	D2/980
D905,425 S *	12/2020	Lin	D2/994
2009/0044313 A1 *	2/2009	Anastopoulos	A41B 11/003 2/241
2009/0282607 A1 *	11/2009	Kaneda	A41B 11/02 2/239
2012/0090077 A1 *	4/2012	Brown	A41B 11/007 2/239

* cited by examiner

Primary Examiner — Jennifer L Watkins

(74) *Attorney, Agent, or Firm* — Rumit Ranjit Kanakia

(57) **CLAIM**

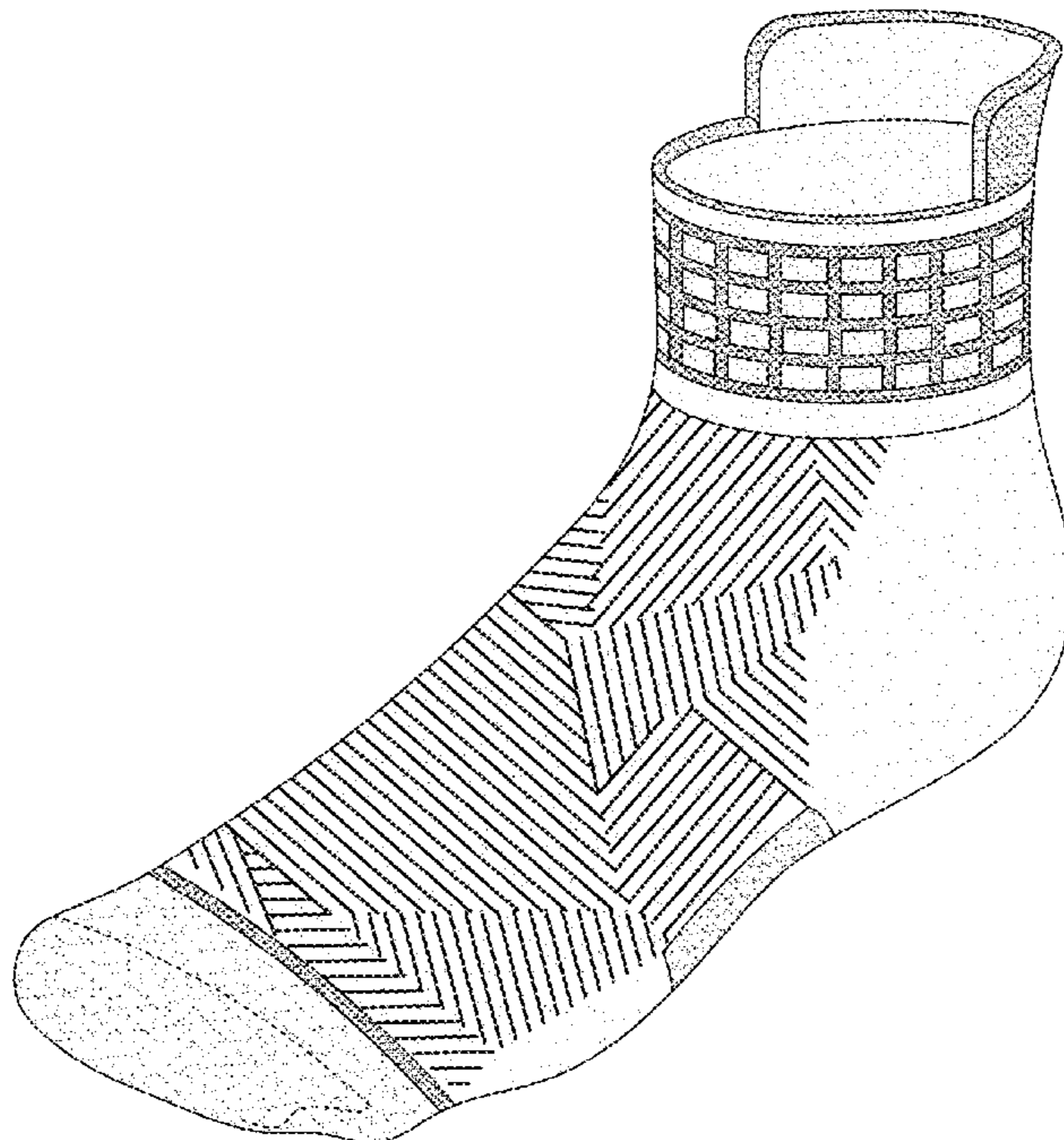
The ornamental design for a sock, as shown and described.

DESCRIPTION

FIG. 1 is a left side perspective view seen from top and left side of a sock showing my new design in a position of use; FIG. 2 is a front elevational view thereof; FIG. 3 is a back elevational view thereof; FIG. 4 is a left-side elevational view thereof; FIG. 5 is a right-side elevational view thereof; FIG. 6 is a top plan view thereof; and, FIG. 7 is a bottom plan view thereof.

The broken lines adjacent unshaded surfaces in FIG. 6 depict part of the sock and form no part of the claimed design. The broken lines on the toe of the sock on claimed surfaces depict stitching and form no part of the claim.

1 Claim, 7 Drawing Sheets



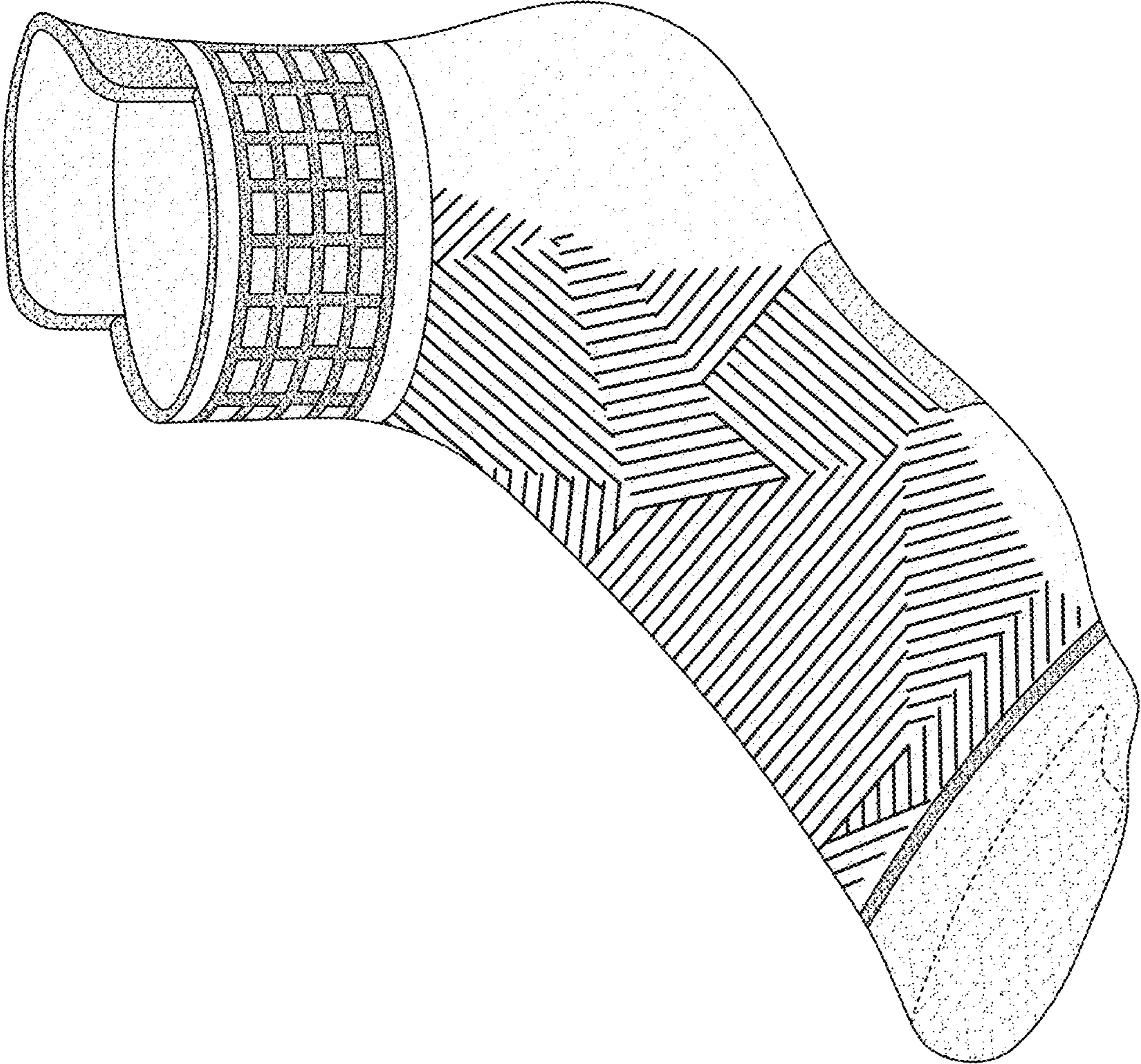


FIG. 1

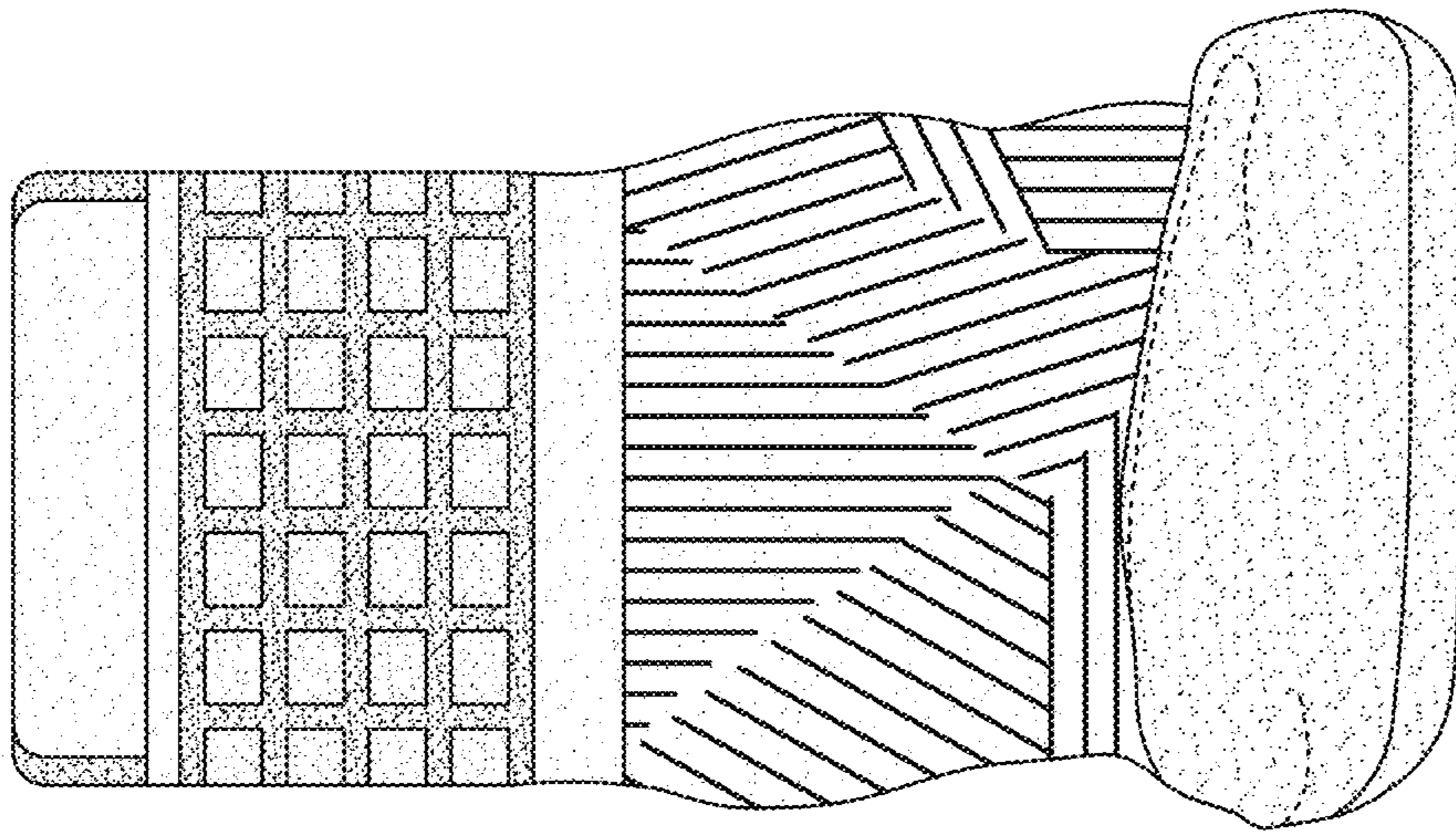


FIG. 2

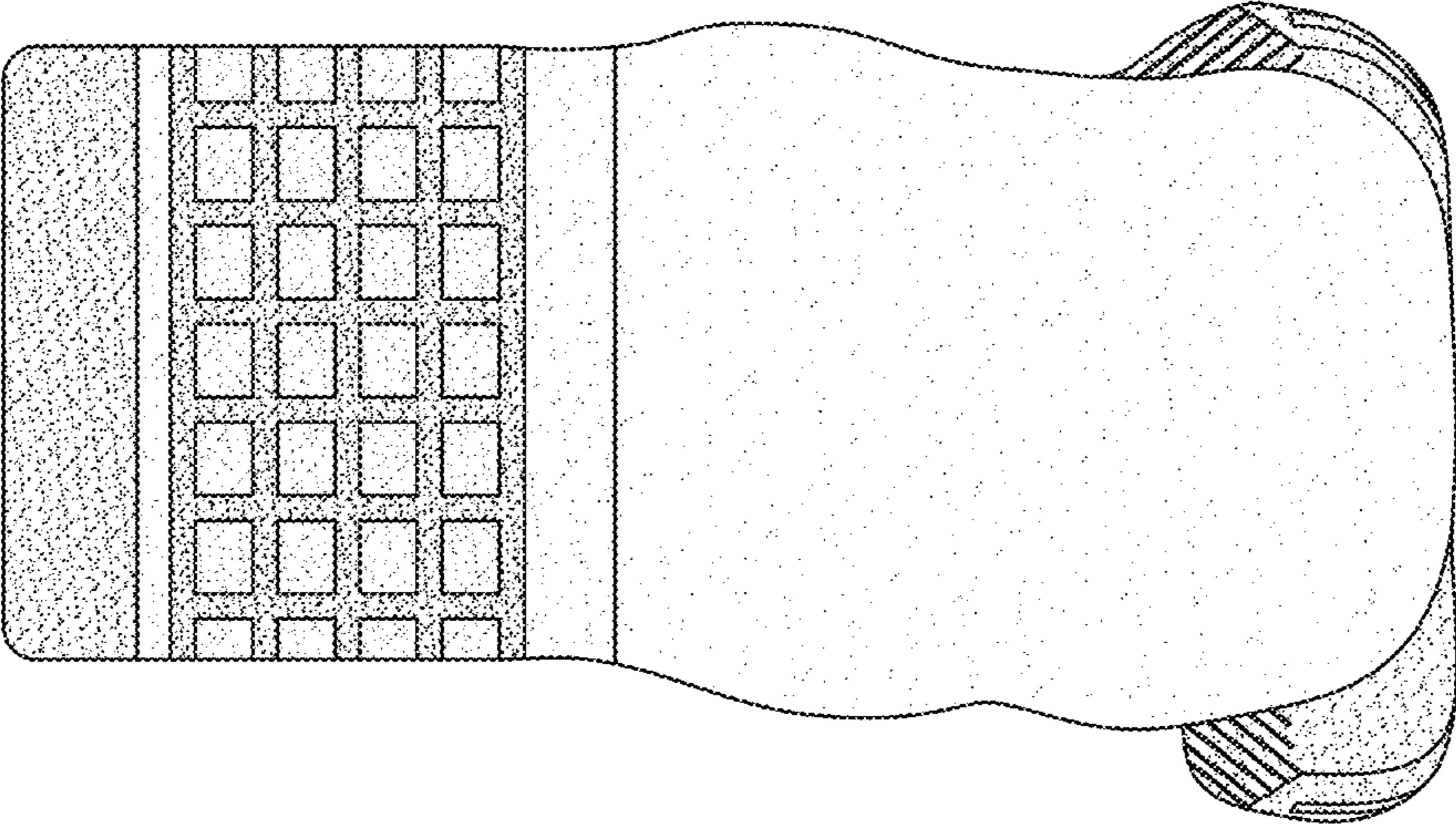


FIG. 3

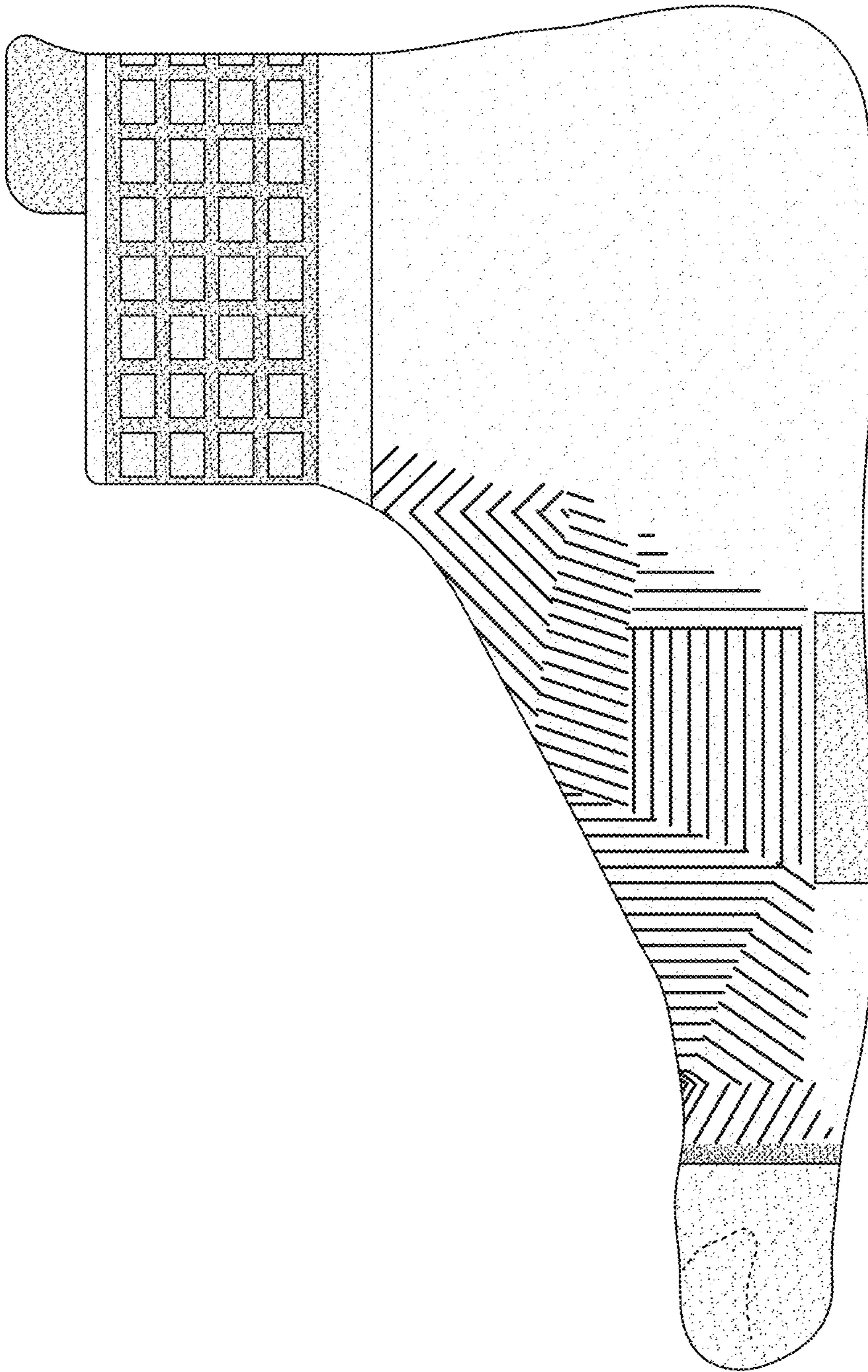


FIG. 4

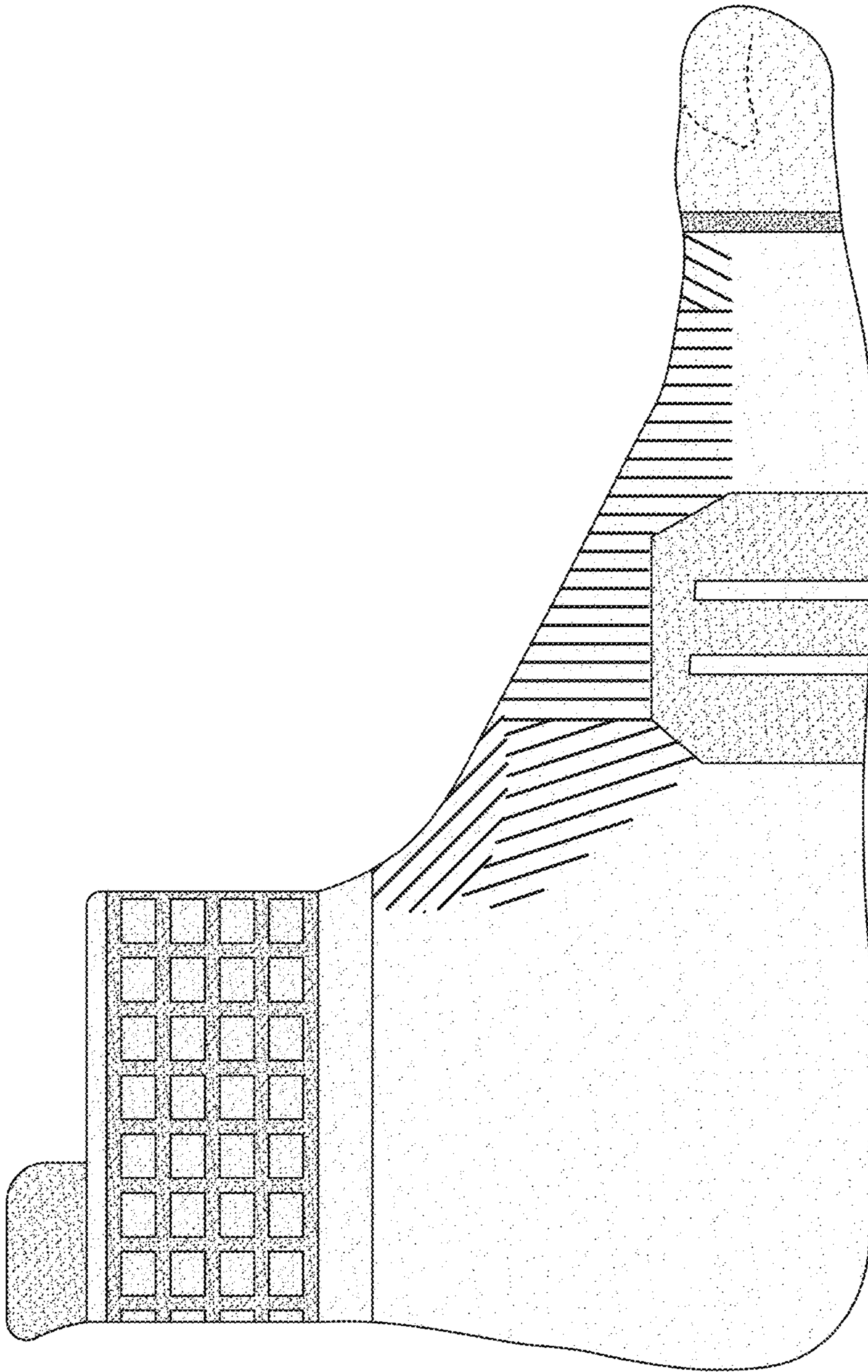


FIG. 5




FIG. 6

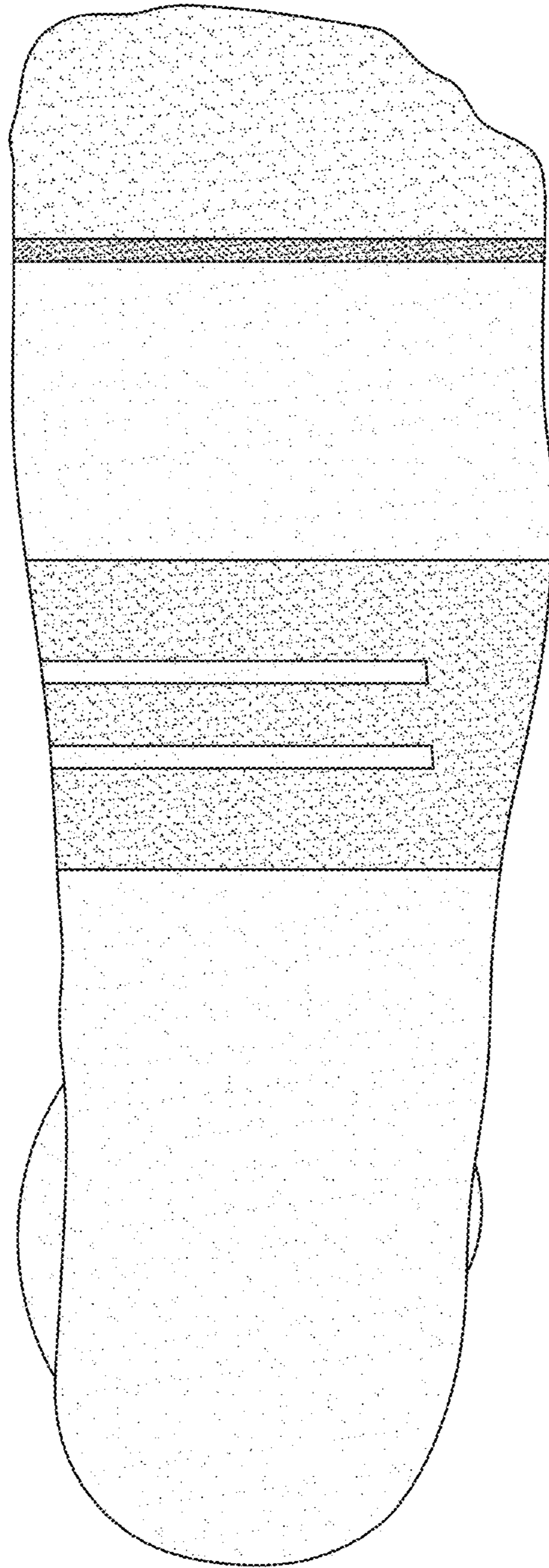


FIG. 7