



US00D940994S

(12) **United States Design Patent** (10) **Patent No.:** **US D940,994 S**
Harris, Jr. et al. (45) **Date of Patent:** **** Jan. 18, 2022**

(54) **GLOVE UPPER**

(71) Applicant: **Shelby Group International, Inc.**,
Collierville, TN (US)

(72) Inventors: **Paul S Harris, Jr.**, Collierville, TN
(US); **David Smith**, Collierville, TN
(US)

(73) Assignee: **Shelby Group International, Inc.**,
Collierville, TN (US)

(**) Term: **15 Years**

(21) Appl. No.: **29/780,338**

(22) Filed: **Apr. 23, 2021**

Related U.S. Application Data

(63) Continuation-in-part of application No. 29/757,732,
filed on Nov. 9, 2020, which is a continuation-in-part
of application No. 29/625,389, filed on Nov. 9, 2017,
now abandoned, which is a continuation-in-part of
application No. 29/516,047, filed on Jan. 29, 2015,
now Pat. No. Des. 846,230.

(51) **LOC (13) Cl.** **02-06**

(52) **U.S. Cl.**
USPC **D2/619**

(58) **Field of Classification Search**
USPC D2/617, 618, 619, 621, 623; D29/113,
D29/117.1, 117.2

CPC A41D 19/01558; A41D 19/01523; A41D
19/01547; A41D 19/0058; A41D 19/002;
A41D 19/015; A41D 19/00; A41D
2300/33; A41D 2400/10; A63B 71/141

See application file for complete search history.

(56) **References Cited**

U.S. PATENT DOCUMENTS

D841,934 S * 3/2019 Jaeger D2/617
D846,230 S * 4/2019 Harris, Jr. D2/619
D895,928 S * 9/2020 Zhao D2/619

OTHER PUBLICATIONS

Cold Steel Tactical Glove, posted at coldsteel.com, posting date not
given, [online], [site visited Sep. 14, 2021]. Available from Internet,
URL: <https://www.coldsteel.com/cold-steel-tactical-glove-coyote-tan-x-large/> (Year: 2021).*

(Continued)

Primary Examiner — Michael C Stout

Assistant Examiner — Maria J. Edwards

(74) *Attorney, Agent, or Firm* — Baker Donelson

(57) **CLAIM**

The ornamental design for a glove upper, as shown and
described.

DESCRIPTION

FIG. 1 is a top perspective view of the glove upper according
to the present invention.

FIG. 2 is a top view of the glove upper as shown in FIG. 1.
FIG. 3 is a bottom view of the glove upper as shown in FIG.
1.

FIG. 4 is a right side view of the glove upper as shown in
FIG. 1.

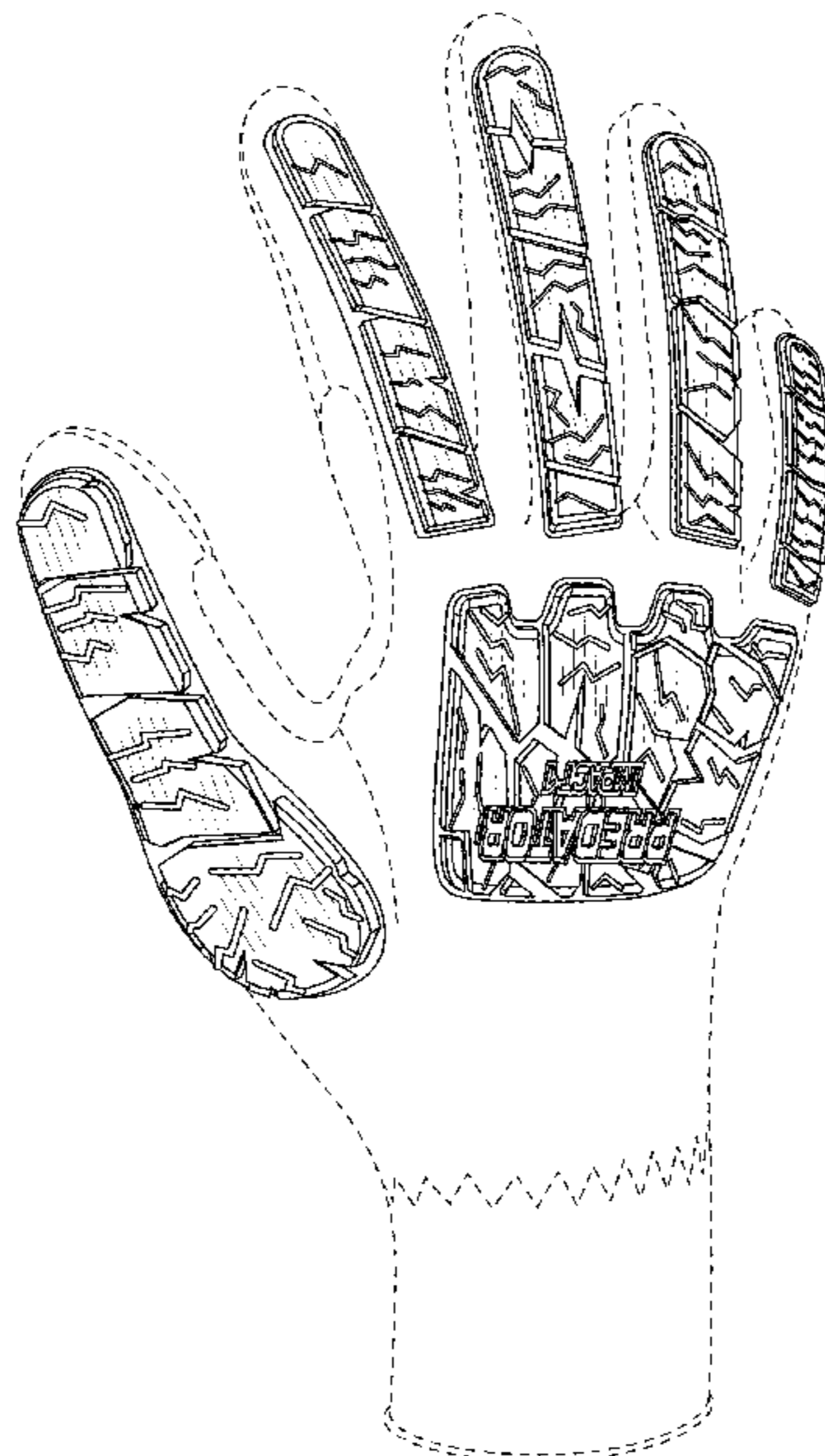
FIG. 5 is a left side view of the glove upper as shown in FIG.
1.

FIG. 6 is a front view of the glove upper as shown in FIG.
1; and,

FIG. 7 is a rear view of the glove upper as shown in FIG. 1.

The present design is a glove upper as shown and described.
The broken line showing of a glove substrate is for the
purpose of illustrating environmental structure and forms no
part of the claimed design.

1 Claim, 6 Drawing Sheets



(56)

References Cited

OTHER PUBLICATIONS

MCR Predator Insulated Mechanic Hi-Vis A7 Impact Gloves, posted at pksafety.com, posting date not given, [online], [site visited Sep. 14, 2021]. Available from Internet, URL: <https://pksafety.com/mcr-predator-insulated-mechanic-hi-vis-a7-impact-gloves-12-pairs/> (Year: 2021).*

* cited by examiner

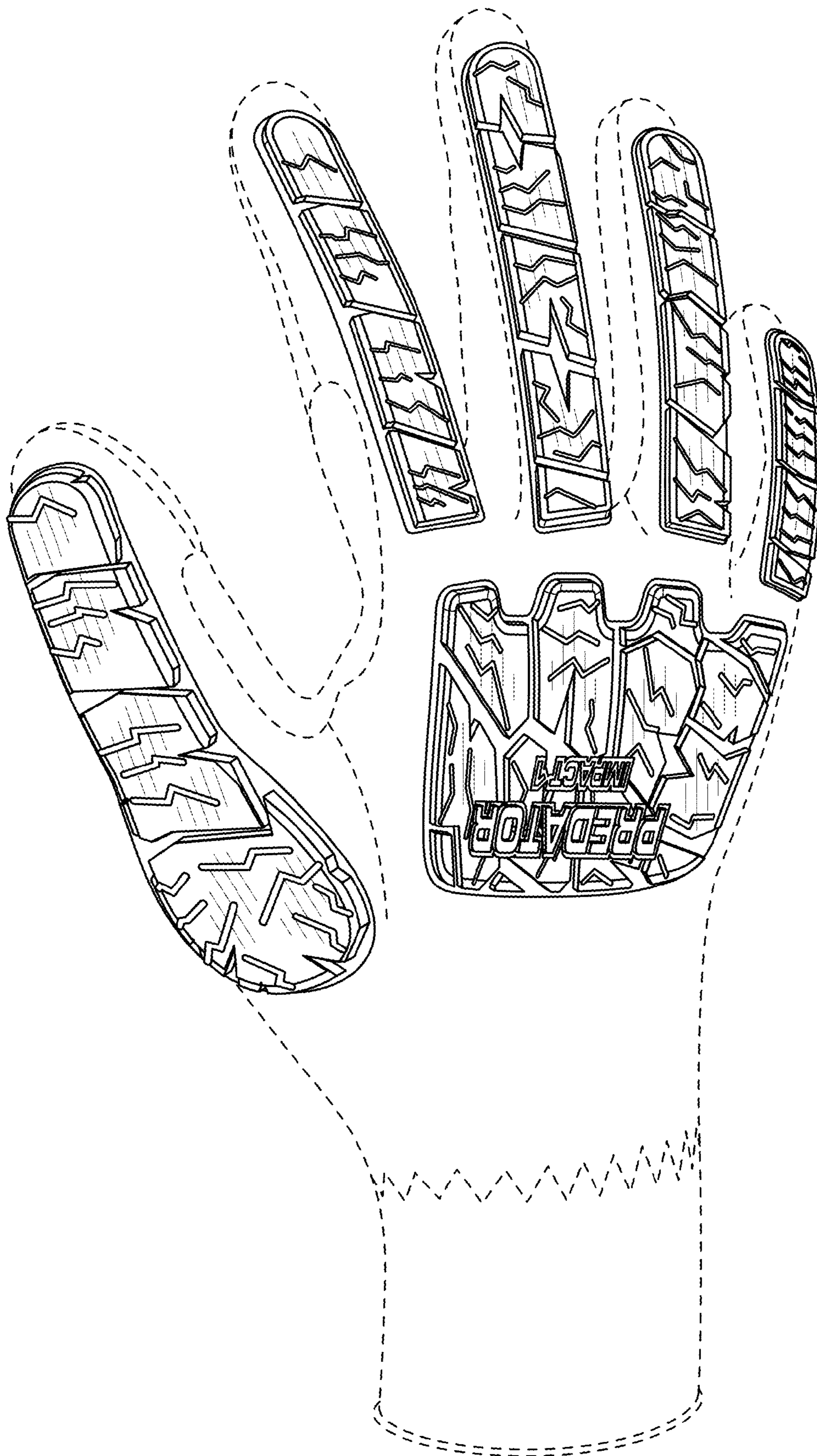


FIG. 1

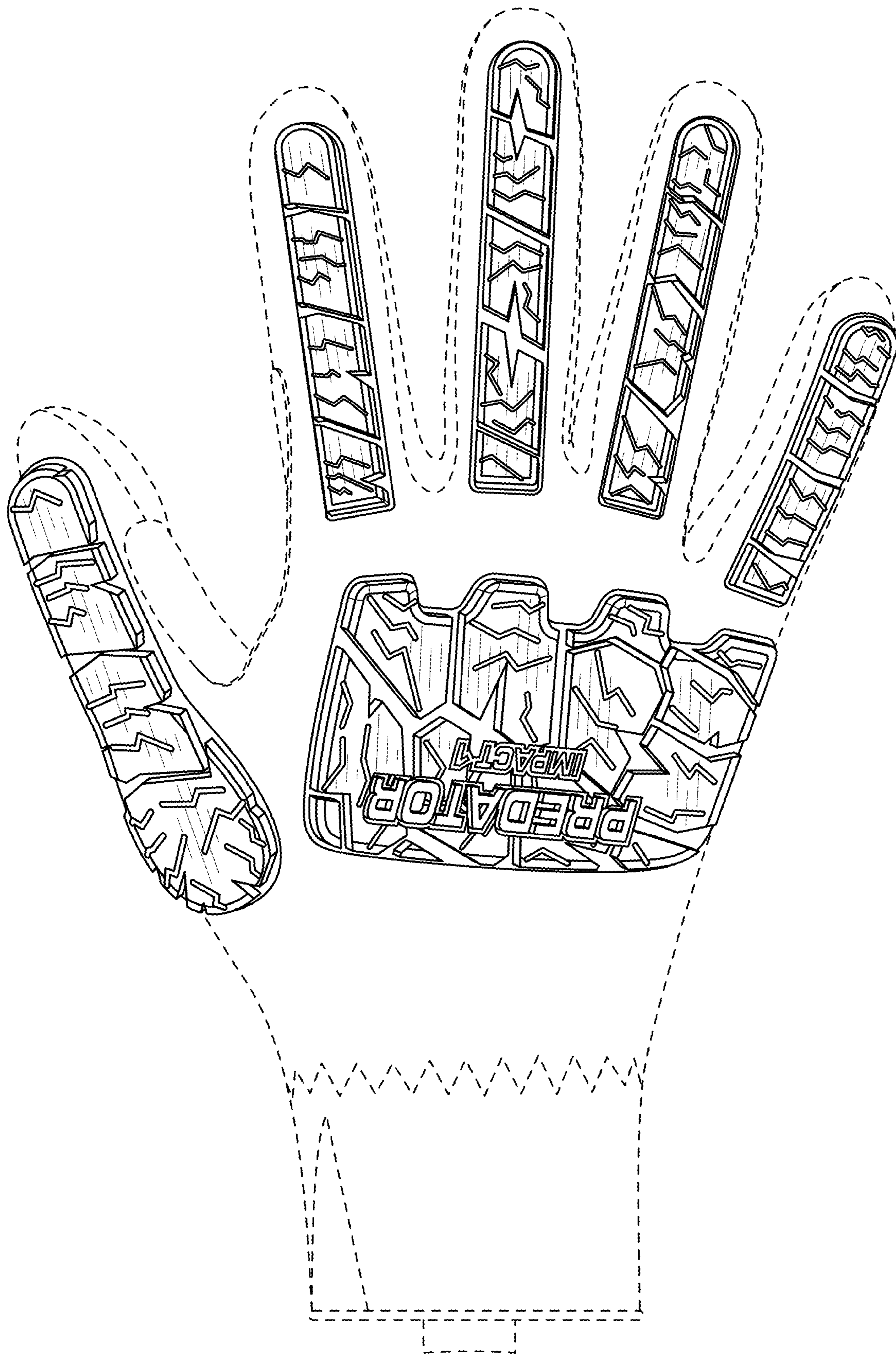


FIG. 2

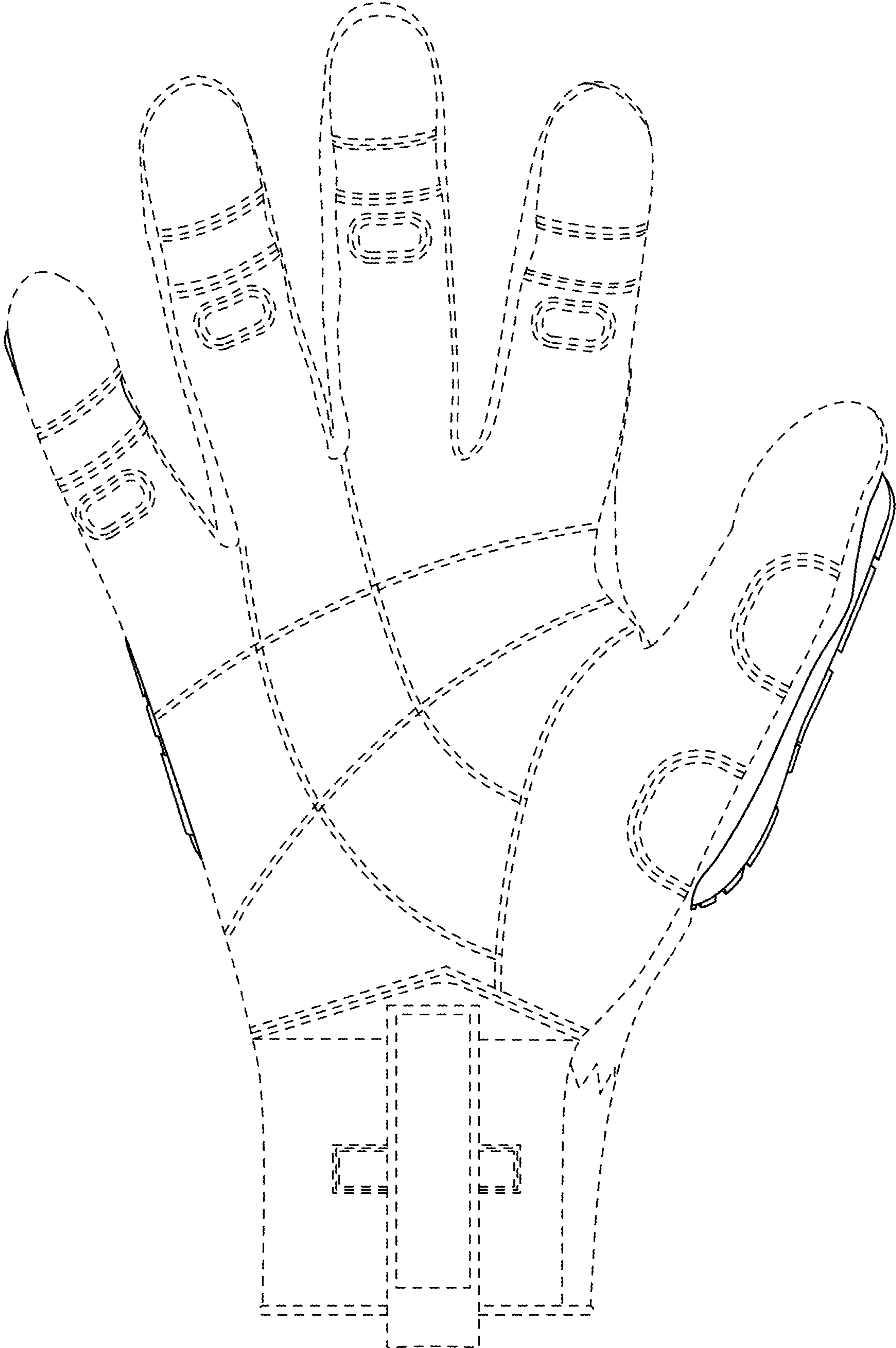


FIG. 3

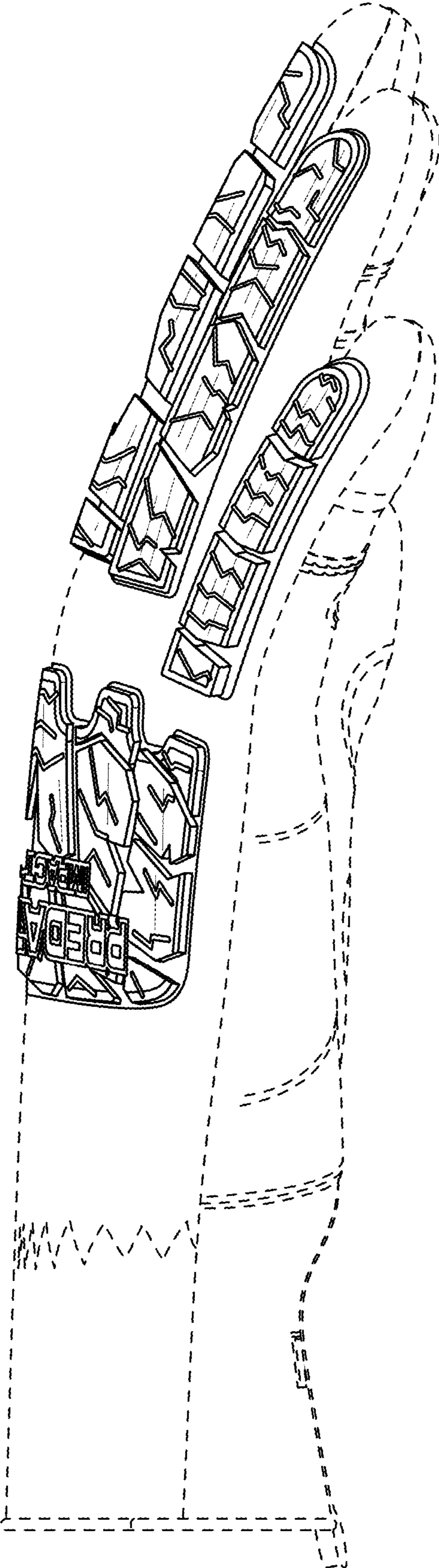


FIG. 4

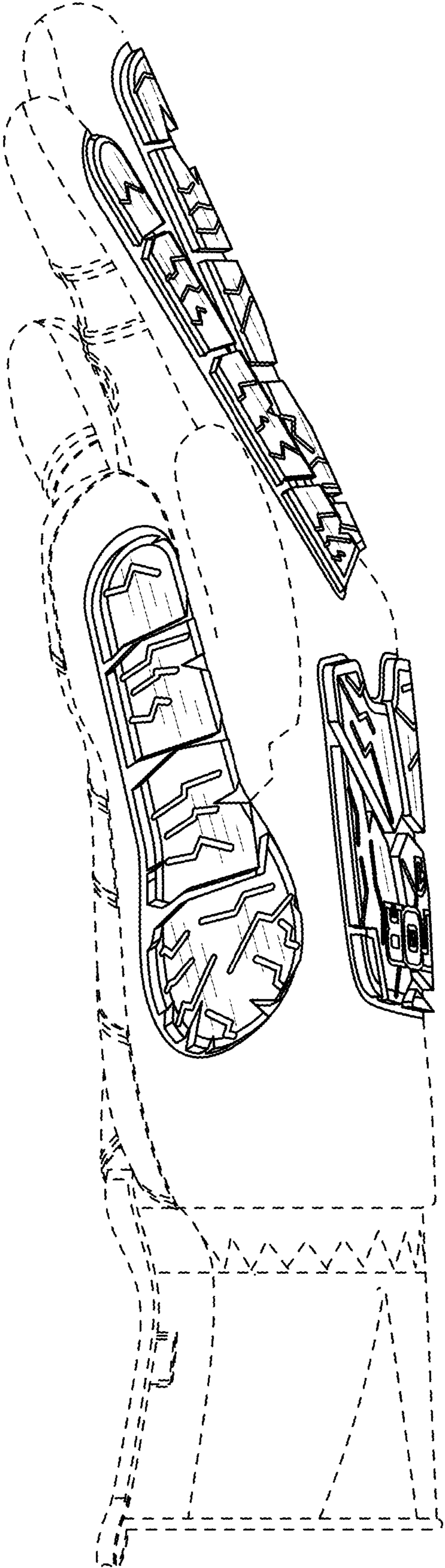


FIG. 5

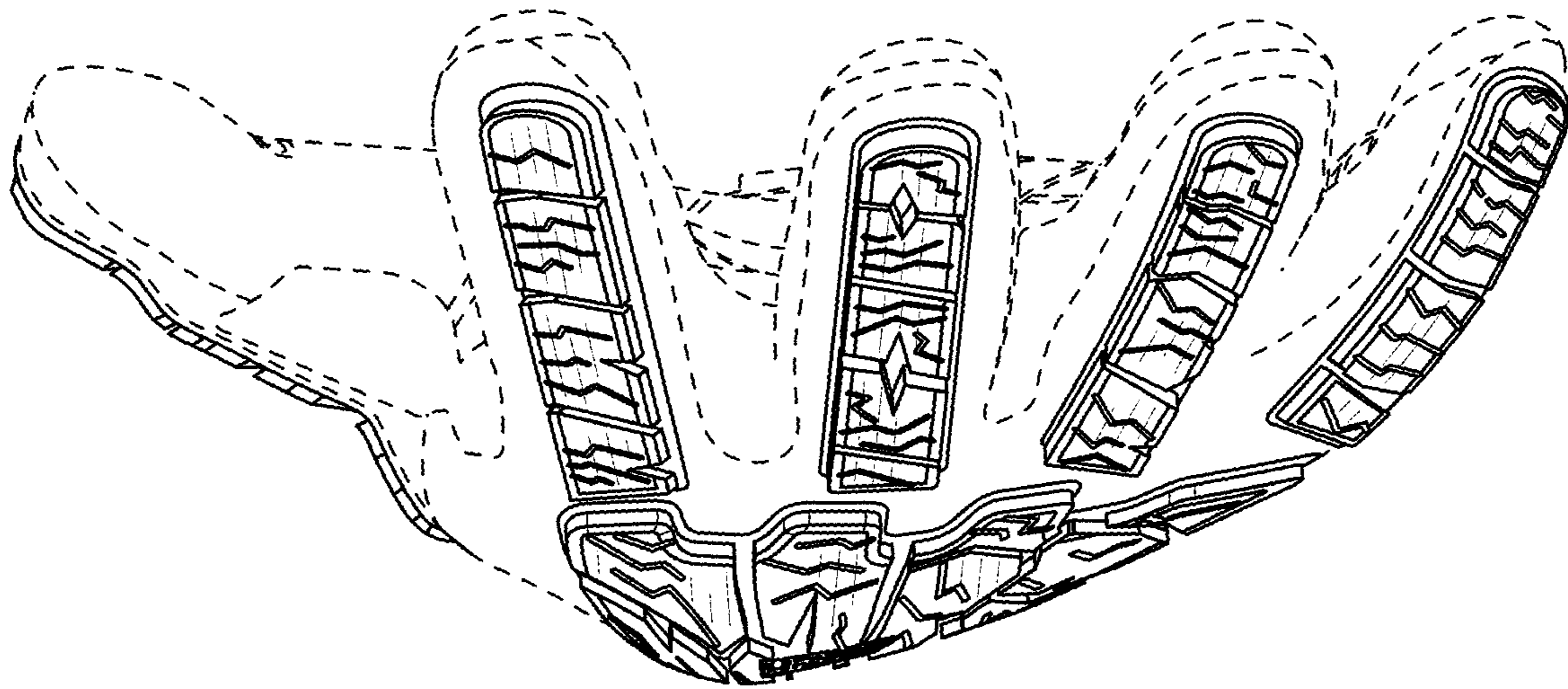


FIG. 6

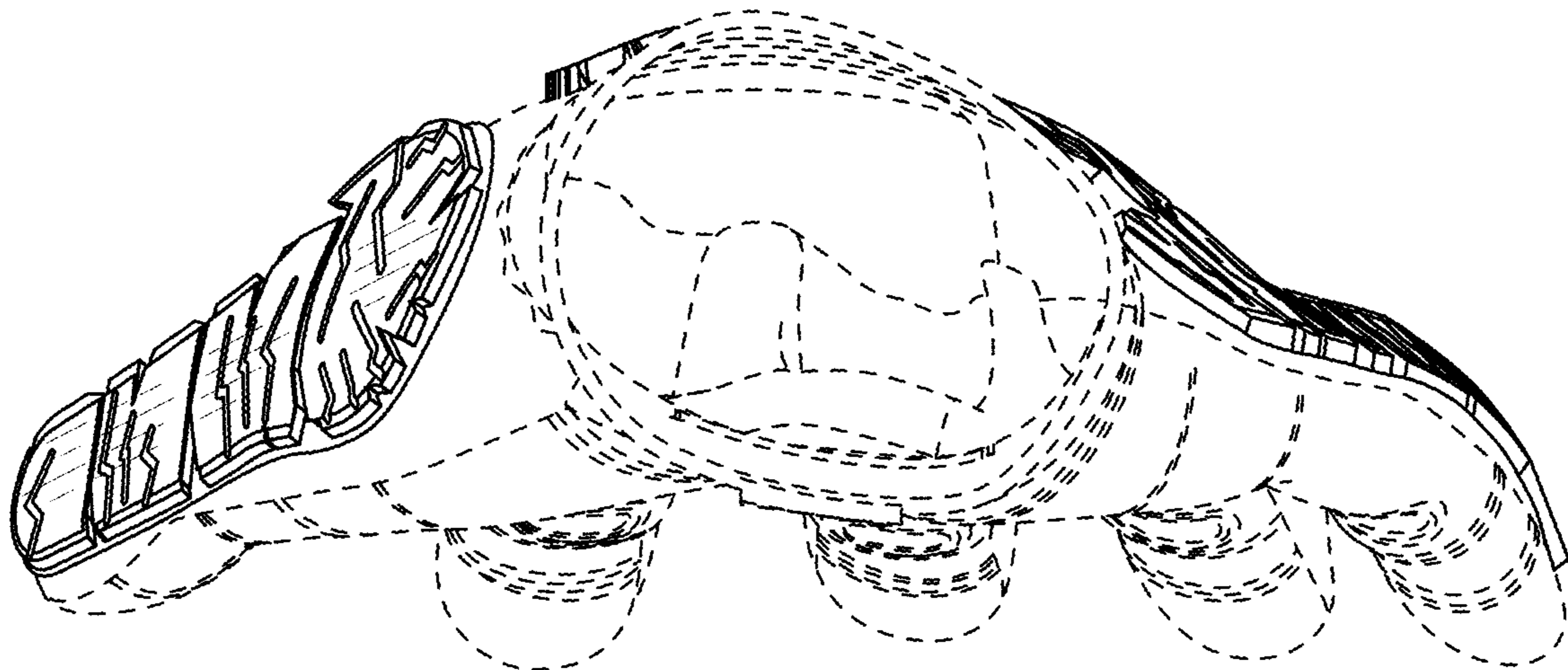


FIG. 7