



US00D940993S

(12) **United States Design Patent** (10) **Patent No.:** **US D940,993 S**  
**Harris, Jr. et al.** (45) **Date of Patent:** **\*\* Jan. 18, 2022**

(54) **GLOVE UPPER**

- (71) Applicant: **Shelby Group International, Inc.**,  
Collierville, TN (US)
- (72) Inventors: **Paul S Harris, Jr.**, Piperton, TN (US);  
**David Smith**, Germantown, TN (US)
- (73) Assignee: **Shelby Group International, Inc.**,  
Collierville, TN (US)
- (\*\*) Term: **15 Years**
- (21) Appl. No.: **29/757,732**
- (22) Filed: **Nov. 9, 2020**

**Related U.S. Application Data**

- (63) Continuation-in-part of application No. 29/625,389,  
filed on Nov. 9, 2017, now abandoned, which is a  
continuation-in-part of application No. 29/516,047,  
filed on Jan. 29, 2015, now Pat. No. Des. 846,230.
- (51) **LOC (13) Cl.** ..... **02-06**
- (52) **U.S. Cl.**  
USPC ..... **D2/619**
- (58) **Field of Classification Search**  
USPC ..... D2/617, 618, 619, 621, 623; D29/113,  
D29/117.1, 117.2  
CPC ..... A63B 71/141; A41D 19/01558; A41D  
19/01523; A41D 19/01547; A41D  
19/0058; A41D 19/002; A41D 19/015;  
A41D 19/00; A41D 2300/33; A41D  
2400/10  
See application file for complete search history.

(56) **References Cited**

**U.S. PATENT DOCUMENTS**

D841,934 S *	3/2019	Jaeger	.....	D2/617
D846,230 S *	4/2019	Harris, Jr.	.....	D2/619
D895,928 S *	9/2020	Zhao	.....	D2/619

**OTHER PUBLICATIONS**

Cold Steel Tactical Glove, posted at coldsteel.com, posting date not given, [online], [site visited Sep. 14, 2021]. Available from Internet, URL: <https://www.coldsteel.com/cold-steel-tactical-glove-coyote-tan-x-large/> (Year: 2021).\*

MCR Predator Insulated Mechanic Hi-Vis A7 Impact Gloves, posted at pksafety.com, posting date not given, [online], [site visited Sep. 14, 2021]. Available from Internet, URL: <https://pksafety.com/mcr-predator-insulated-mechanic-hi-vis-a7-impact-gloves-12-pairs/> (Year: 2021).\*

\* cited by examiner

*Primary Examiner* — Michael C Stout

*Assistant Examiner* — Maria J. Edwards

(74) *Attorney, Agent, or Firm* — Baker Donelson

(57) **CLAIM**

The ornamental design for a glove upper, as shown and described.

**DESCRIPTION**

FIG. 1 is a top perspective view of the glove upper according to the present invention.

FIG. 2 is a top view of the glove upper as shown in FIG. 1.

FIG. 3 is a bottom view of the glove upper as shown in FIG. 1.

FIG. 4 is a right side view of the glove upper as shown in FIG. 1.

FIG. 5 is a left side view of the glove upper as shown in FIG. 1.

FIG. 6 is a front view of the glove upper as shown in FIG. 1; and,

FIG. 7 is a rear view of the glove upper as shown in FIG. 1.

The present design is a glove upper as shown and described. The broken line showing of a glove substrate is for the purpose of illustrating environmental structure and forms no part of the claimed design.

**1 Claim, 6 Drawing Sheets**



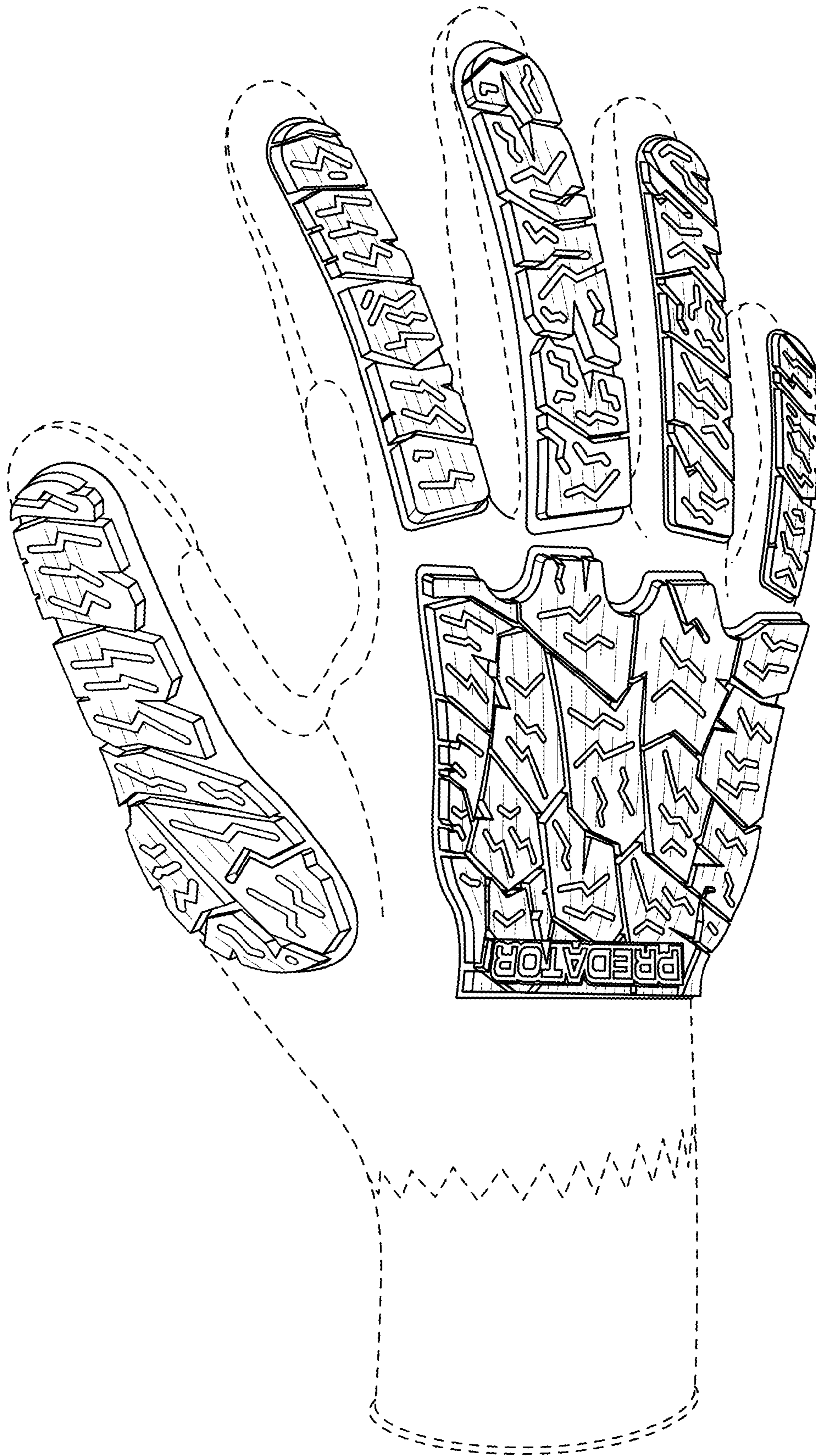


FIG. 1



FIG. 2

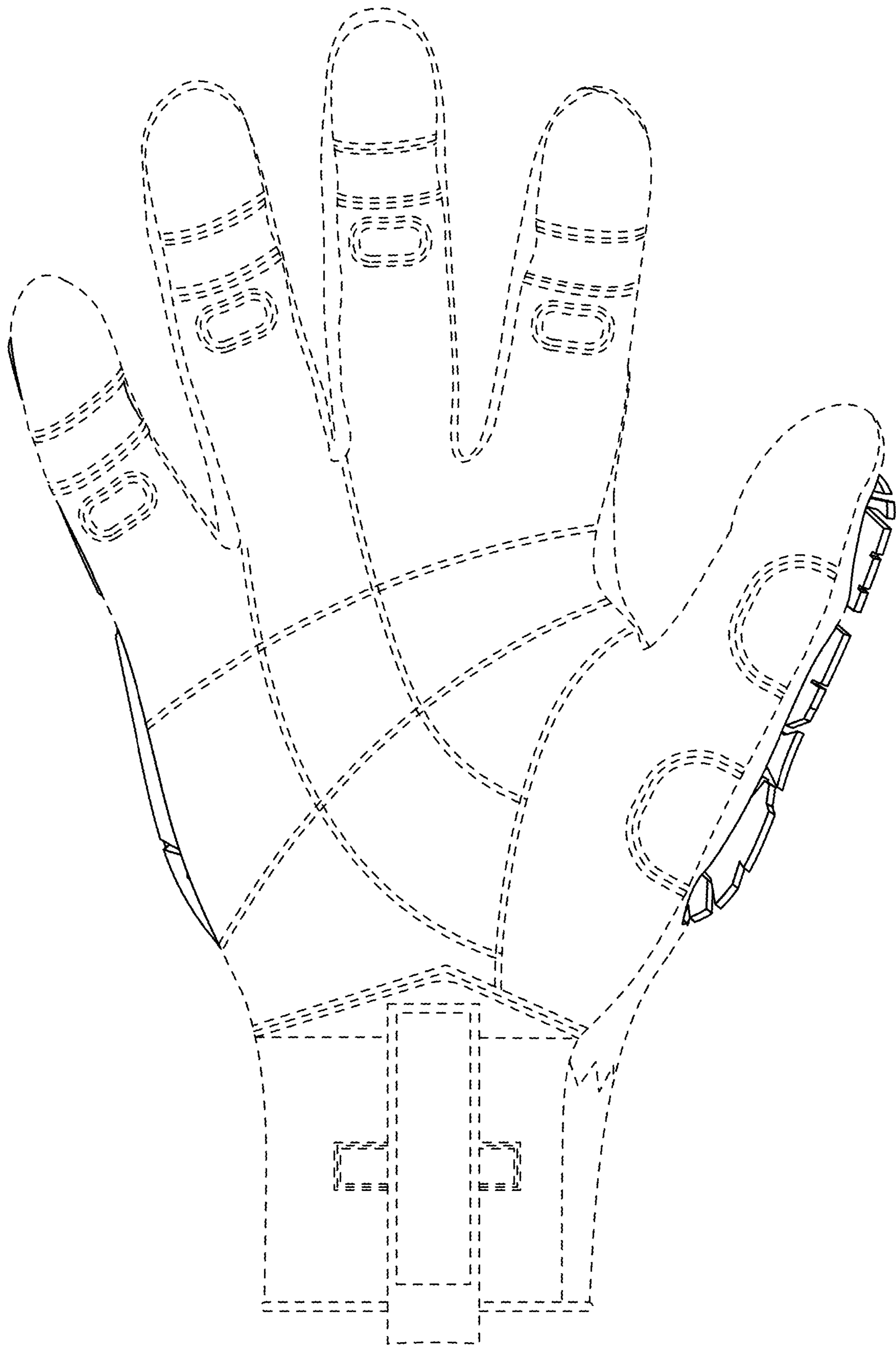


FIG. 3

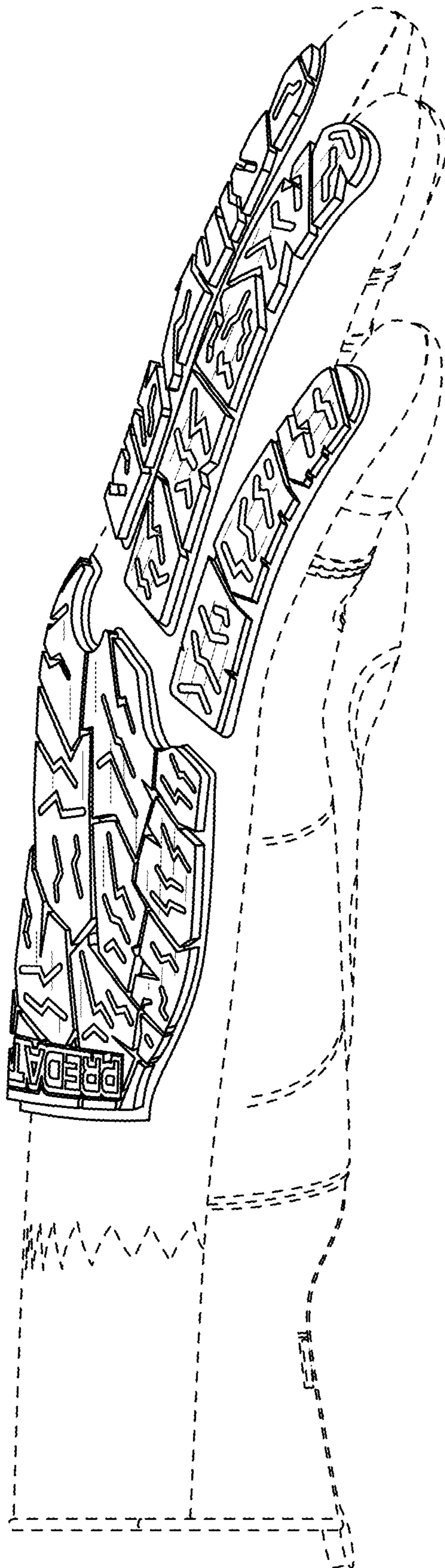


FIG. 4

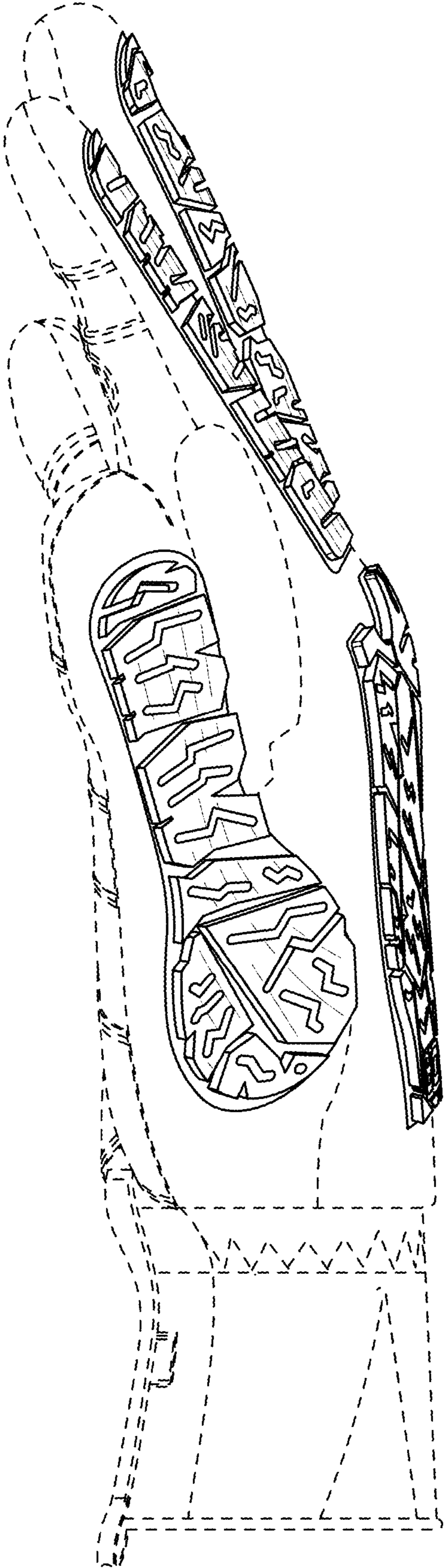


FIG. 5

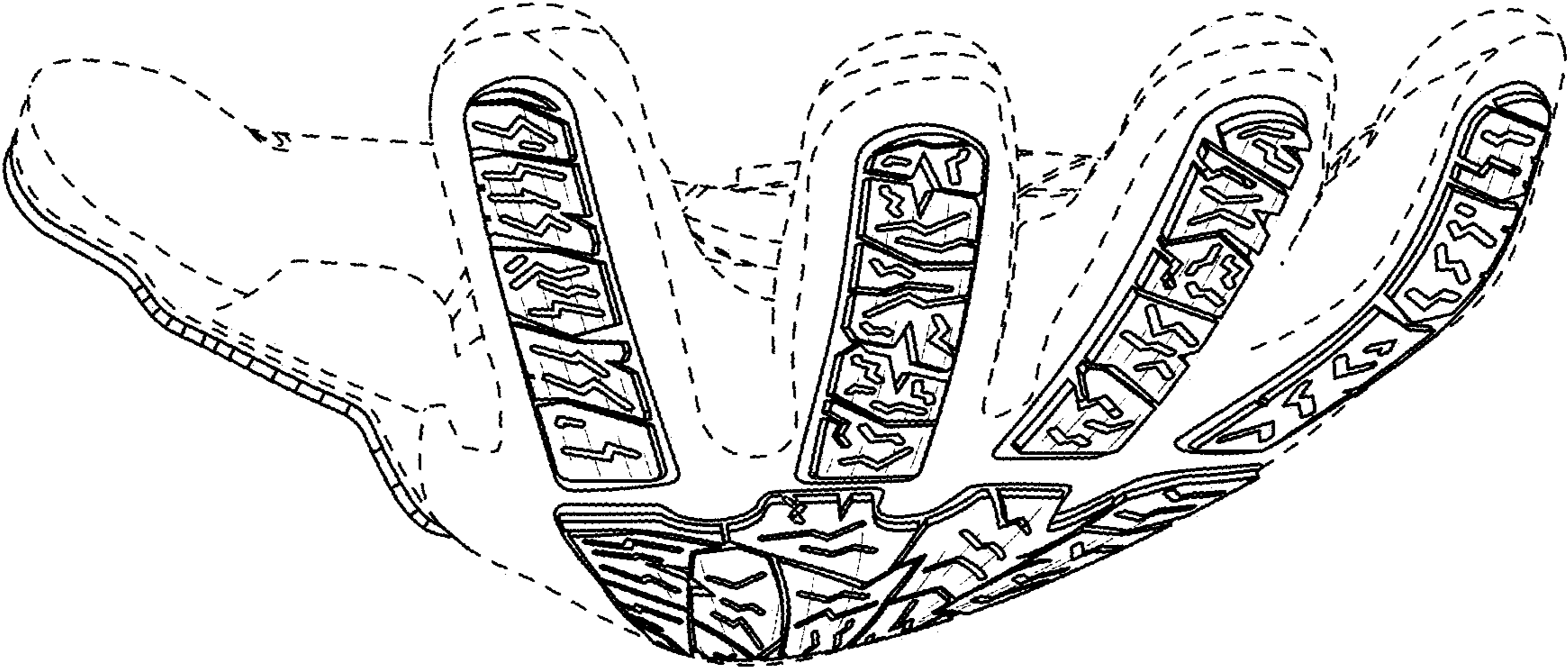


FIG. 6

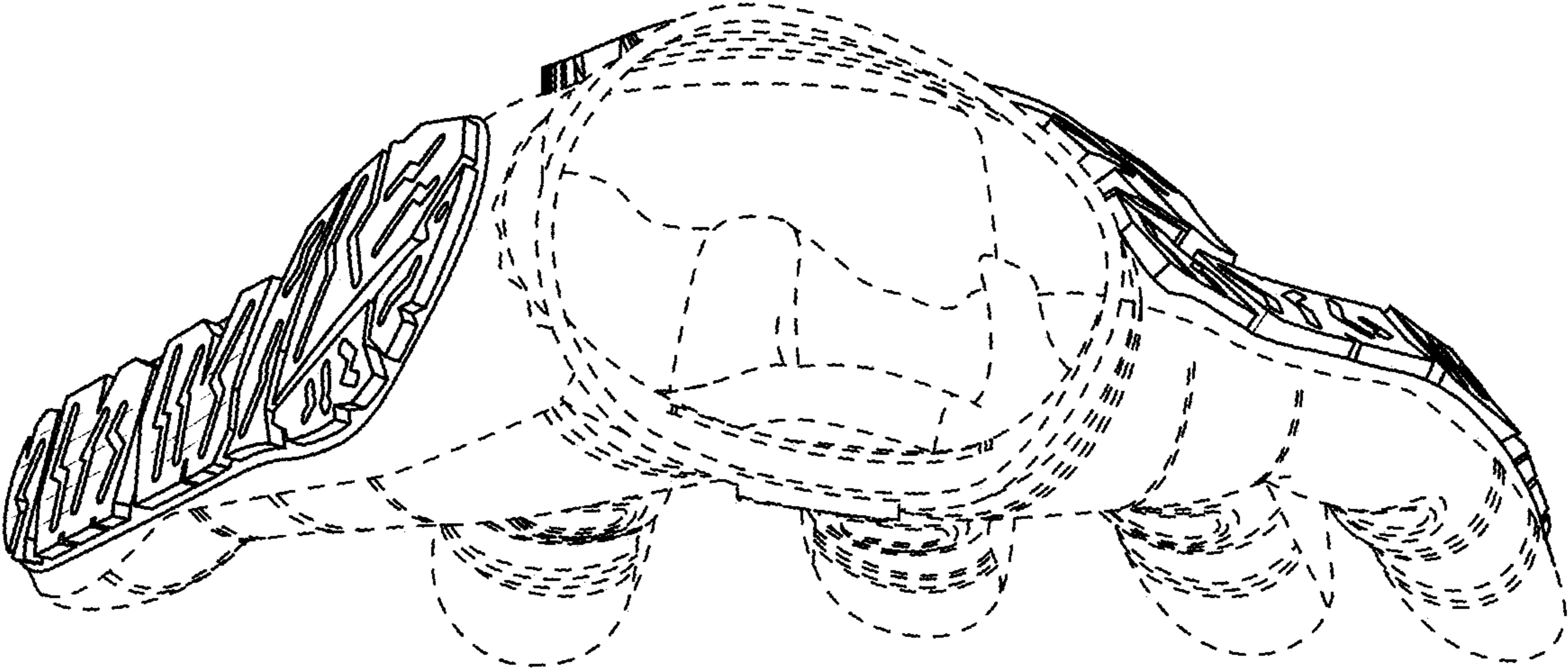


FIG. 7