



US00D940989S

(12) **United States Design Patent**
Kim et al.

(10) **Patent No.:** **US D940,989 S**
(45) **Date of Patent:** **** Jan. 11, 2022**

(54) **FORKLIFT**

(71) Applicant: **DOOSAN CORPORATION**, Seoul (KR)

(72) Inventors: **Woong Kim**, Gyeonggi-do (KR);
Sangyoun Moon, Incheon (KR)

(73) Assignee: **DOOSAN INDUSTRIAL VEHICLE CO., LTD.**, Incheon (KR)

(**) Term: **15 Years**

(21) Appl. No.: **29/691,638**

(22) Filed: **May 17, 2019**

(51) **LOC (13) Cl.** **12-05**

(52) **U.S. Cl.**
USPC **D34/34**

(58) **Field of Classification Search**
USPC D34/34
CPC ... B62B 3/0612; B62B 3/0618; B62B 5/0069;
B62B 5/0438; B66F 9/22; B66F 9/085;
B66F 9/186; B66F 9/06; B66F 9/24;
B66F 9/12; B66F 9/0755; B66F 9/07572
See application file for complete search history.

(56) **References Cited**

U.S. PATENT DOCUMENTS

D222,694 S * 12/1971 Goodacre D34/34
5,143,180 A * 9/1992 Harper B66F 9/06
187/229
D407,176 S * 3/1999 Henshaw D34/34
D407,177 S * 3/1999 Henshaw D34/34
5,890,562 A * 4/1999 Bartels B60N 2/797
187/224
6,137,398 A * 10/2000 Dunlap B66F 17/003
340/439
D539,503 S * 3/2007 Quinlan, Jr. D34/34
D544,174 S * 6/2007 Quinlan, Jr. D34/34

7,845,657 B2 * 12/2010 Waltz B66F 9/07545
280/81.1
D640,855 S * 6/2011 Ruppert D34/34
D684,333 S * 6/2013 Knie D34/34
D720,114 S * 12/2014 Stark D34/35
D731,737 S * 6/2015 Seimiya D34/34
D750,339 S * 2/2016 Miggels D34/35
D756,058 S * 5/2016 Kang D34/34
D764,738 S * 8/2016 Molnar D34/34
D764,739 S * 8/2016 Molnar D34/34
D769,567 S * 10/2016 Hooek D34/34
D778,524 S * 2/2017 Kang D34/34
D782,770 S * 3/2017 Kang D34/34
D790,148 S * 6/2017 Kang D34/34
D790,149 S * 6/2017 Kang D34/34
D822,938 S * 7/2018 Hooek D34/35
D827,244 S * 8/2018 Hooek D34/34
D886,405 S * 6/2020 Niebuhr D34/34
2004/0098146 A1 * 5/2004 Katae B66F 9/0755
700/50
2005/0034928 A1 * 2/2005 Lewis B66F 9/07
187/230

(Continued)

Primary Examiner — Cynthia Ramirez
(74) *Attorney, Agent, or Firm* — Volpe Koenig

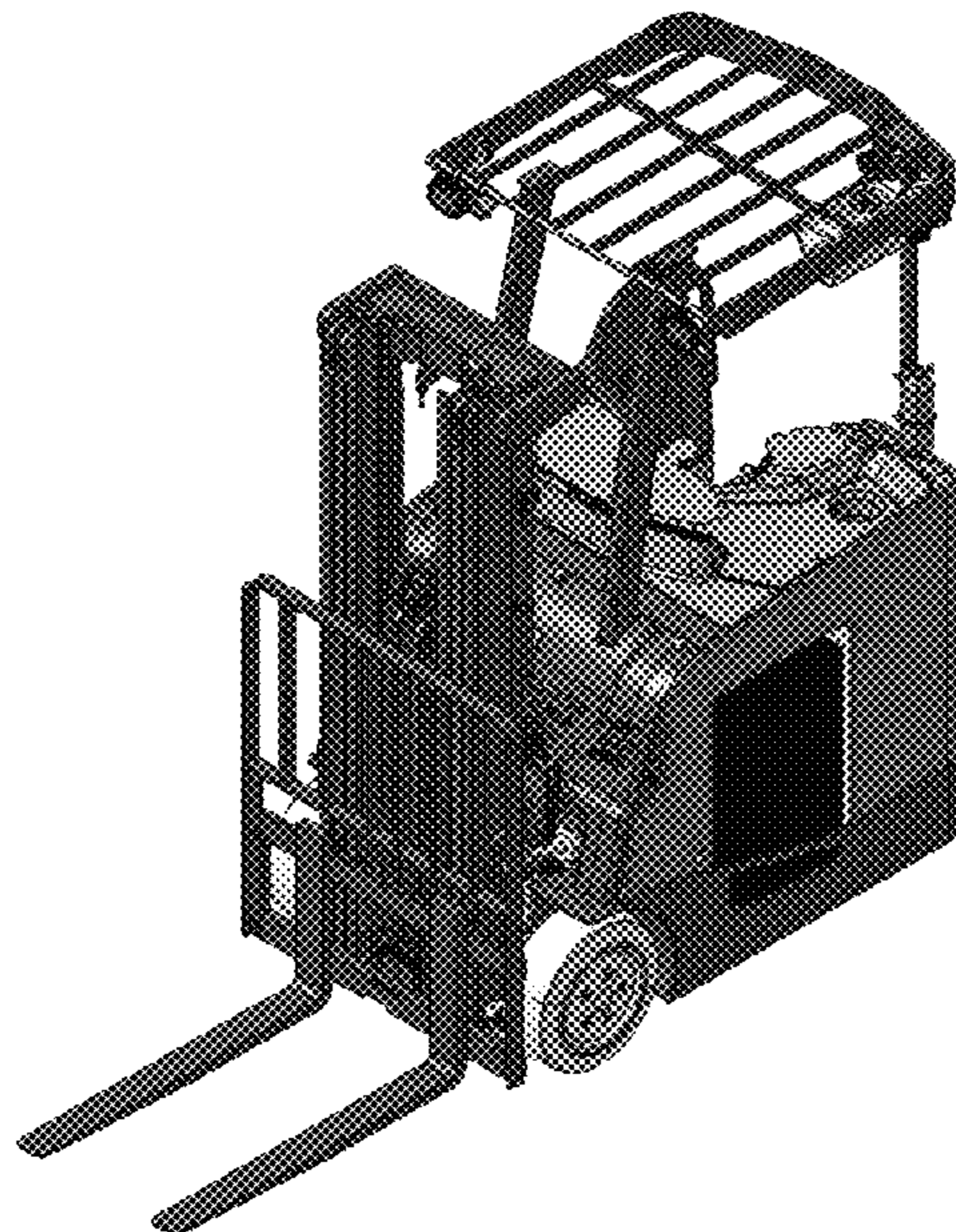
(57) **CLAIM**

The ornamental design for forklift, as shown and described.

DESCRIPTION

FIG. 1 is a perspective view of the forklift;
FIG. 2 is a front view of the forklift;
FIG. 3 is a rear view of the forklift;
FIG. 4 is a left side view of the forklift;
FIG. 5 is a right side view of the forklift; and,
FIG. 6 is a top view of the forklift.
FIG. 1 and FIGS. 3 to 6, indicate interior areas of the forklift's cab within broken lines. The portions of the drawings within the broken lines form no part of the claimed design.

1 Claim, 6 Drawing Sheets



(56)

References Cited

U.S. PATENT DOCUMENTS

2007/0080024 A1* 4/2007 Langenkamp B66F 9/205
187/222
2008/0202858 A1* 8/2008 Borchers B66F 9/07586
187/233
2009/0145696 A1* 6/2009 Bergmeier B66F 9/07559
187/222
2012/0275892 A1* 11/2012 Allerdig B66F 9/0755
414/663
2014/0114530 A1* 4/2014 Fitch G06F 17/00
701/36
2015/0175397 A1* 6/2015 Lynn B66F 9/24
187/222
2016/0289056 A1* 10/2016 Castaneda B60R 16/033
2019/0084816 A1* 3/2019 Stolten B66F 9/08

* cited by examiner

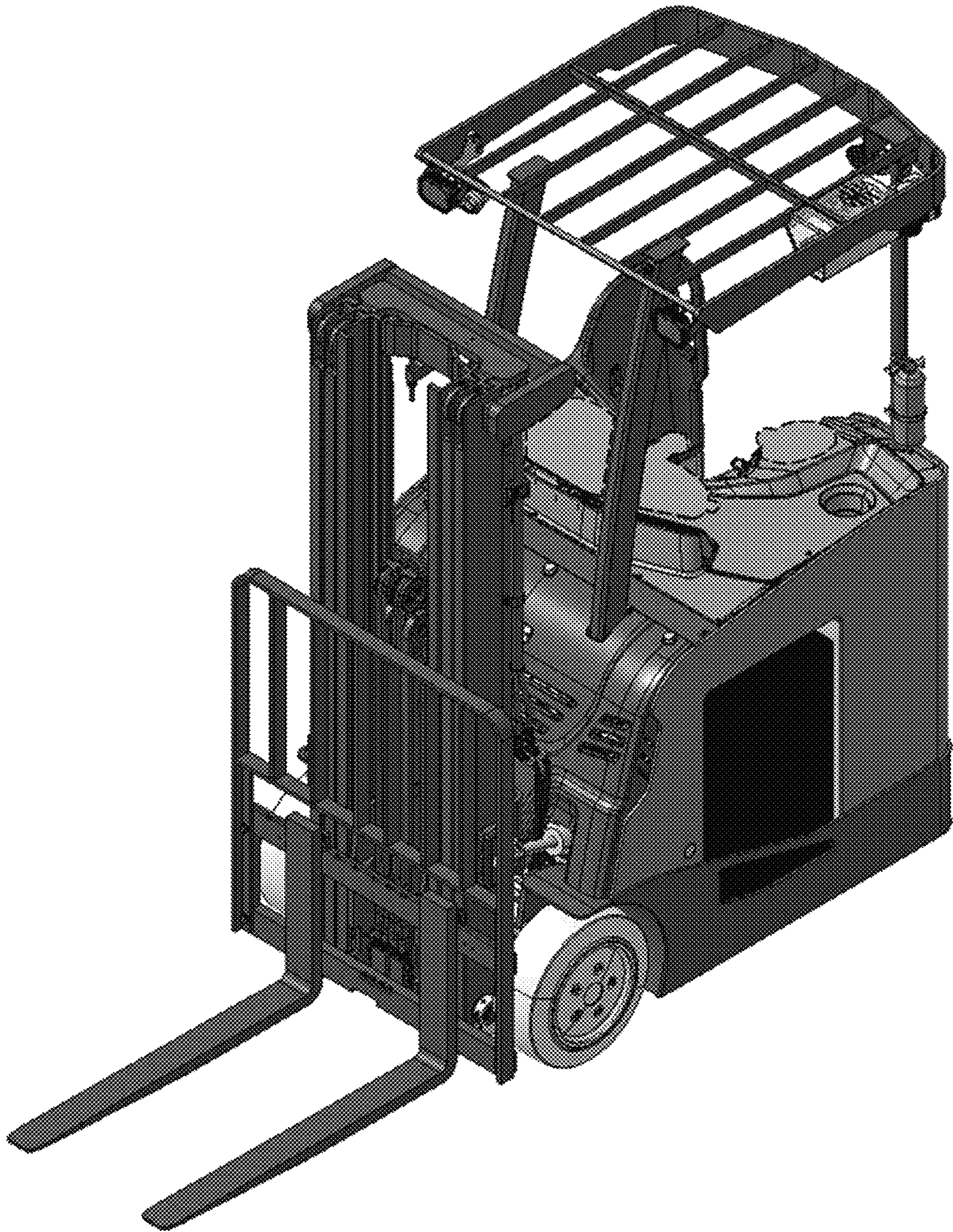


Fig. 1

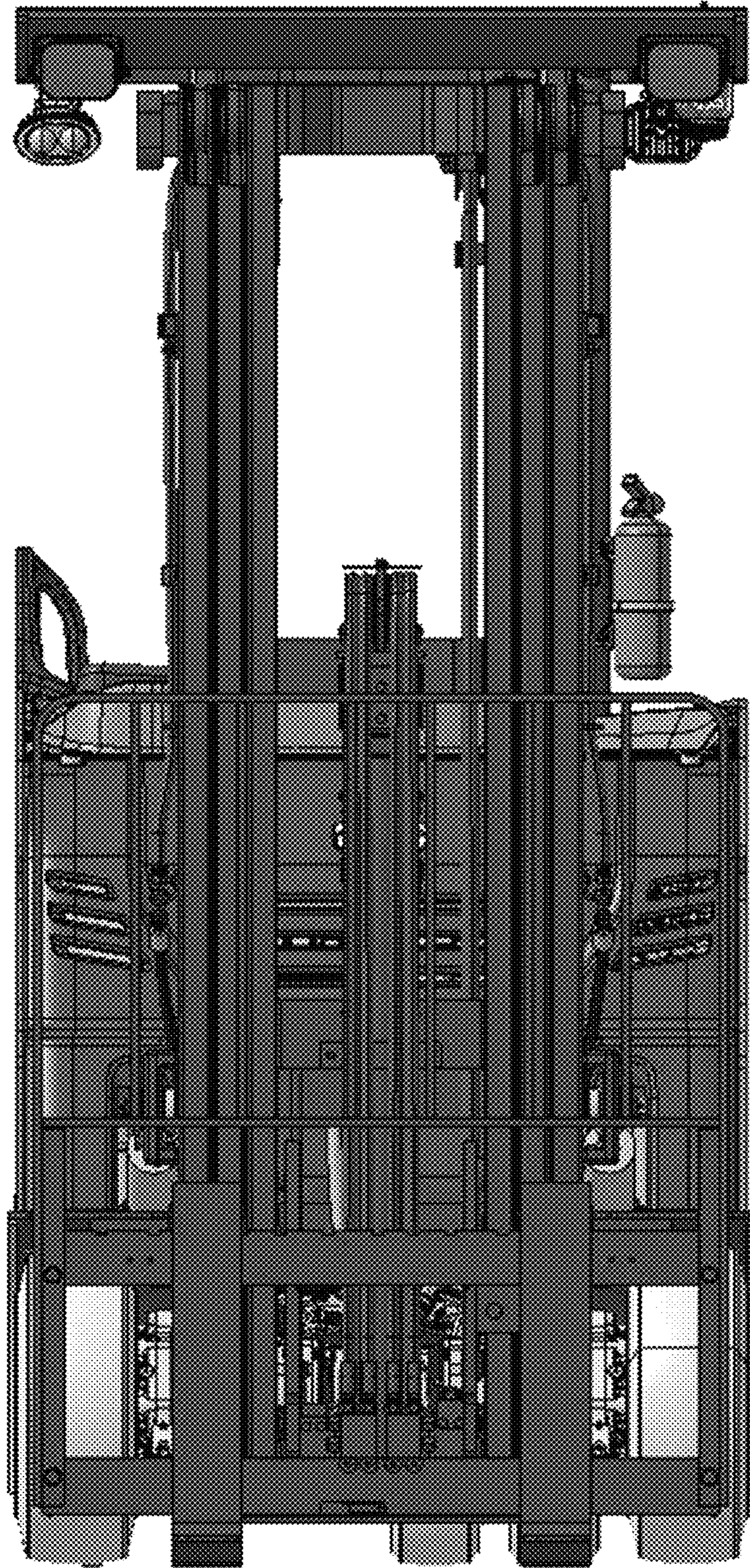


Fig. 2

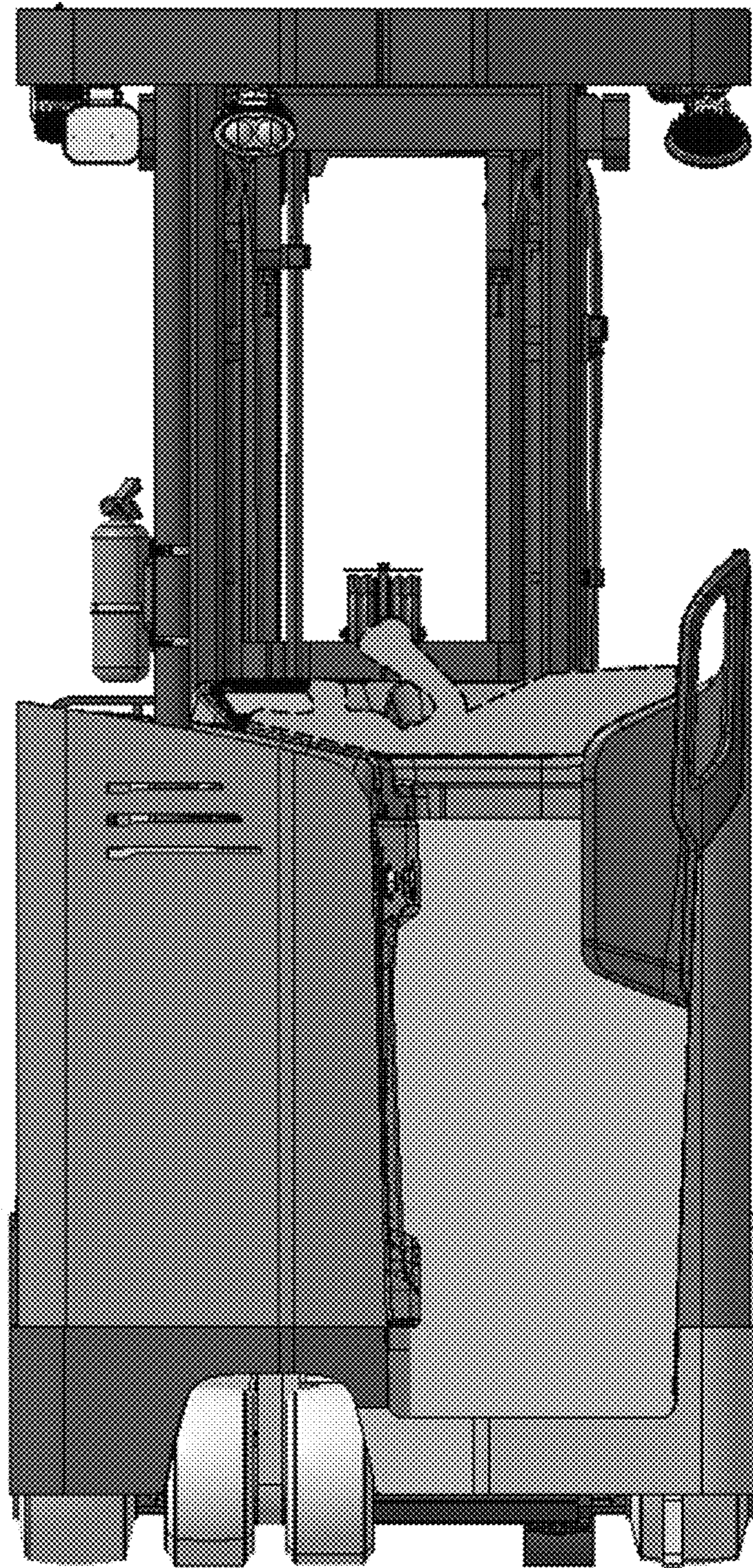


Fig. 3

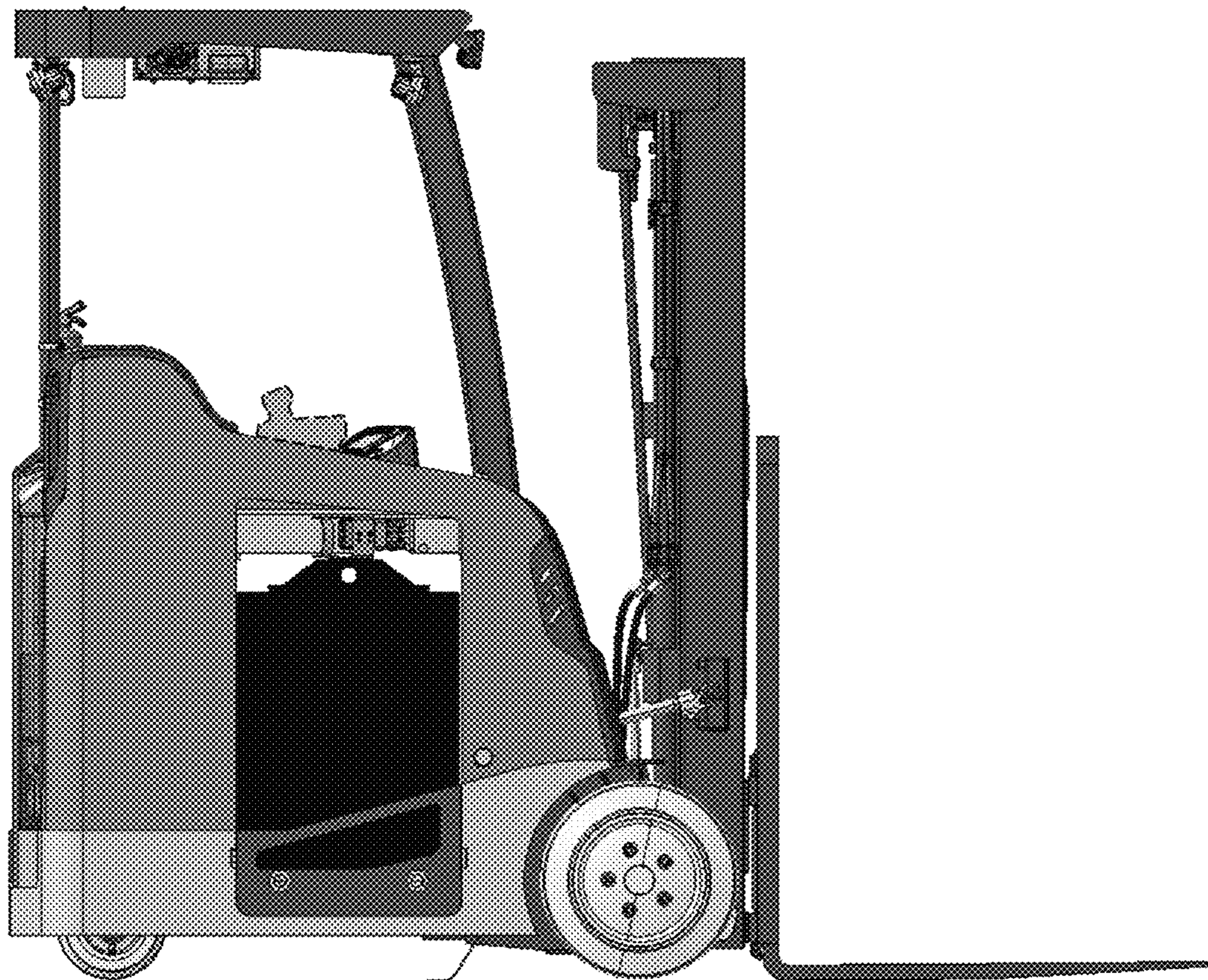


Fig. 4




Fig. 5

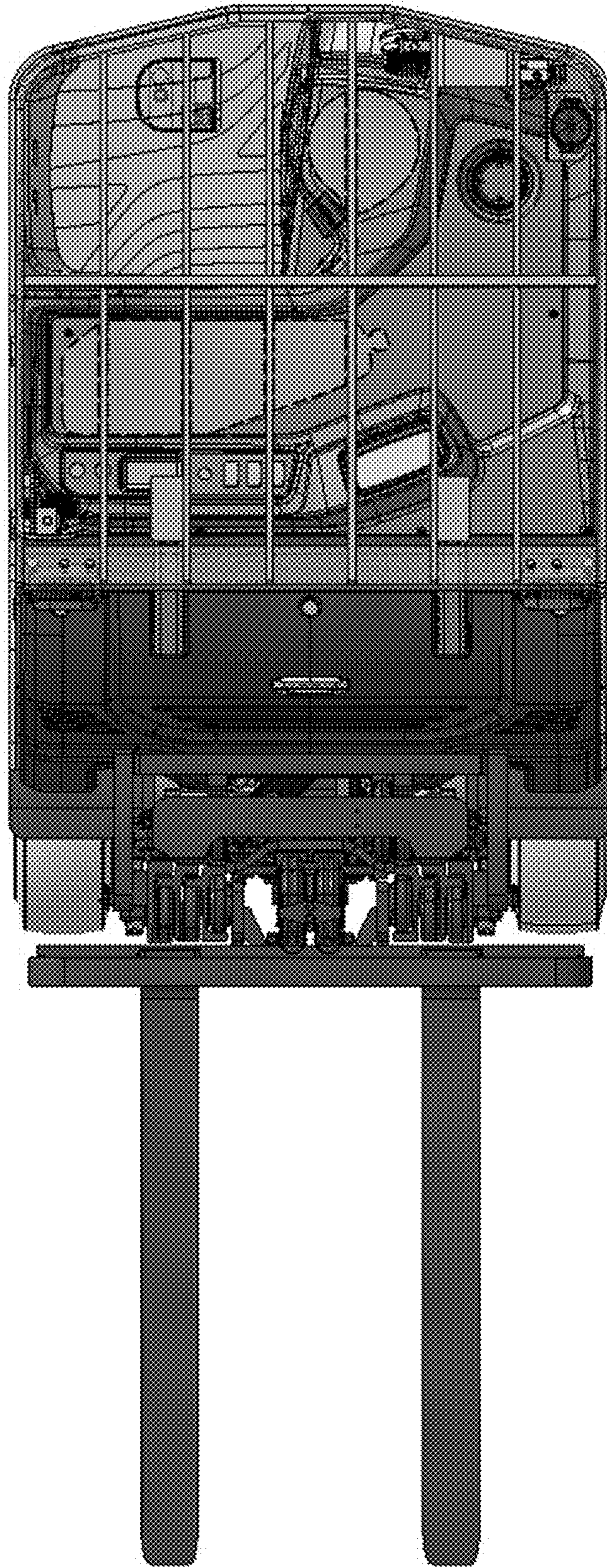


Fig. 6