



US00D940987S

(12) **United States Design Patent**  
**Xue et al.**

(10) **Patent No.:** **US D940,987 S**  
(45) **Date of Patent:** **\*\* Jan. 11, 2022**

- (54) **NESTING GO CART**
- (71) Applicant: **Qingdao Taifa Group Co., Ltd,**  
Qingdao (CN)
- (72) Inventors: **Wenwei Xue, Qingdao (CN); Hanzhu Sheng, Qingdao (CN)**
- (73) Assignee: **QINGDAO TAIFA GROUP CO., LTD., Qingdao (CN)**
- (\*\*) Term: **15 Years**
- (21) Appl. No.: **29/728,239**
- (22) Filed: **Mar. 17, 2020**
- (51) **LOC (13) Cl.** ..... **12-02**
- (52) **U.S. Cl.**  
USPC ..... **D34/19**
- (58) **Field of Classification Search**  
USPC ..... D34/12, 19, 25; D3/272  
CPC ..... B62B 3/002; B62B 3/025; B62B 3/03;  
B62B 3/006; B62B 3/16; B62B 3/02;  
B62B 3/0606; B62B 5/0438; B62B 1/12  
See application file for complete search history.

- D352,585 S \* 11/1994 Binning ..... D34/12
- D393,553 S \* 4/1998 Beggs ..... D3/312
- D409,811 S \* 5/1999 Hutchinson ..... D34/21
- 6,663,139 B1 \* 12/2003 Smith ..... B62B 3/002  
280/651
- 6,811,163 B1 \* 11/2004 Gurule ..... B62B 3/002  
280/79.3
- D546,019 S \* 7/2007 James ..... D34/21
- D639,010 S \* 5/2011 Barnts ..... D34/21
- 8,764,031 B2 \* 7/2014 Finstad, III ..... B62B 3/005  
280/47.35
- D763,533 S \* 8/2016 Nyholm ..... D34/21
- D858,027 S \* 8/2019 Skeid ..... D34/38
- D895,921 S \* 9/2020 Ojha ..... D34/21
- D901,119 S \* 11/2020 Crews ..... D34/11
- 2005/0116433 A1 \* 6/2005 Mallan ..... B62B 3/02  
280/79.2
- 2014/0091541 A1 \* 4/2014 Jarvi ..... B62B 3/004  
280/47.34
- 2016/0082996 A1 \* 3/2016 Jackson ..... B62B 3/1476  
280/33.996
- 2018/0093796 A1 \* 4/2018 Raninen ..... B62B 3/002

(Continued)

*Primary Examiner* — Cynthia Ramirez  
(74) *Attorney, Agent, or Firm* — Buchanan Ingersoll & Rooney PC

(57) **CLAIM**

The ornamental design for a nesting go cart, as shown and described.

**DESCRIPTION**

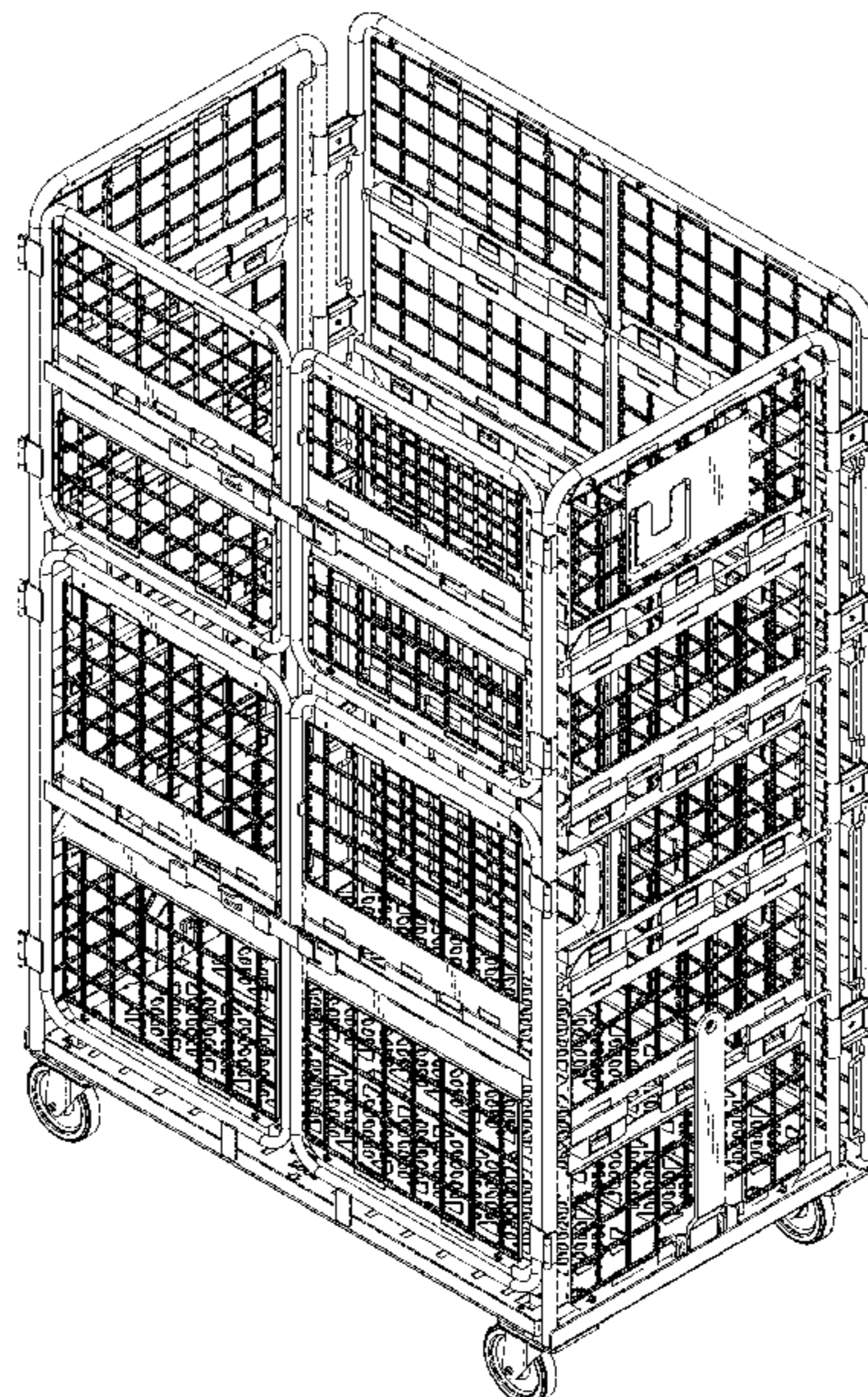
FIG. 1 is a top perspective view of a nesting go cart; FIG. 2 is a left-hand side view of FIG. 1; FIG. 3 is a right-hand side view of FIG. 1; FIG. 4 is a front view of FIG. 1; FIG. 5 is a rear view of FIG. 1; FIG. 6 is top view of FIG. 1; FIG. 7 is bottom view of FIG. 1; and, FIG. 8 is bottom perspective view of FIG. 1.

**1 Claim, 8 Drawing Sheets**

(56) **References Cited**

**U.S. PATENT DOCUMENTS**

- 3,007,708 A \* 11/1961 Ochs ..... B62B 3/002  
280/33.998
- 3,861,768 A \* 1/1975 Wilson ..... B62B 3/186  
312/249.8
- 3,908,562 A \* 9/1975 Wittschen ..... B62B 3/02  
280/79.11
- 4,045,043 A \* 8/1977 Fourrey ..... B62B 3/002  
280/79.3
- 4,275,665 A \* 6/1981 Silverman ..... A47F 5/135  
108/14
- 5,324,054 A \* 6/1994 Kleier ..... B62B 3/002  
220/485



(56)

**References Cited**

U.S. PATENT DOCUMENTS

2019/0071110 A1\* 3/2019 Finstad ..... B62B 3/002  
2020/0039163 A1\* 2/2020 Strautmänn ..... B62B 3/04

\* cited by examiner



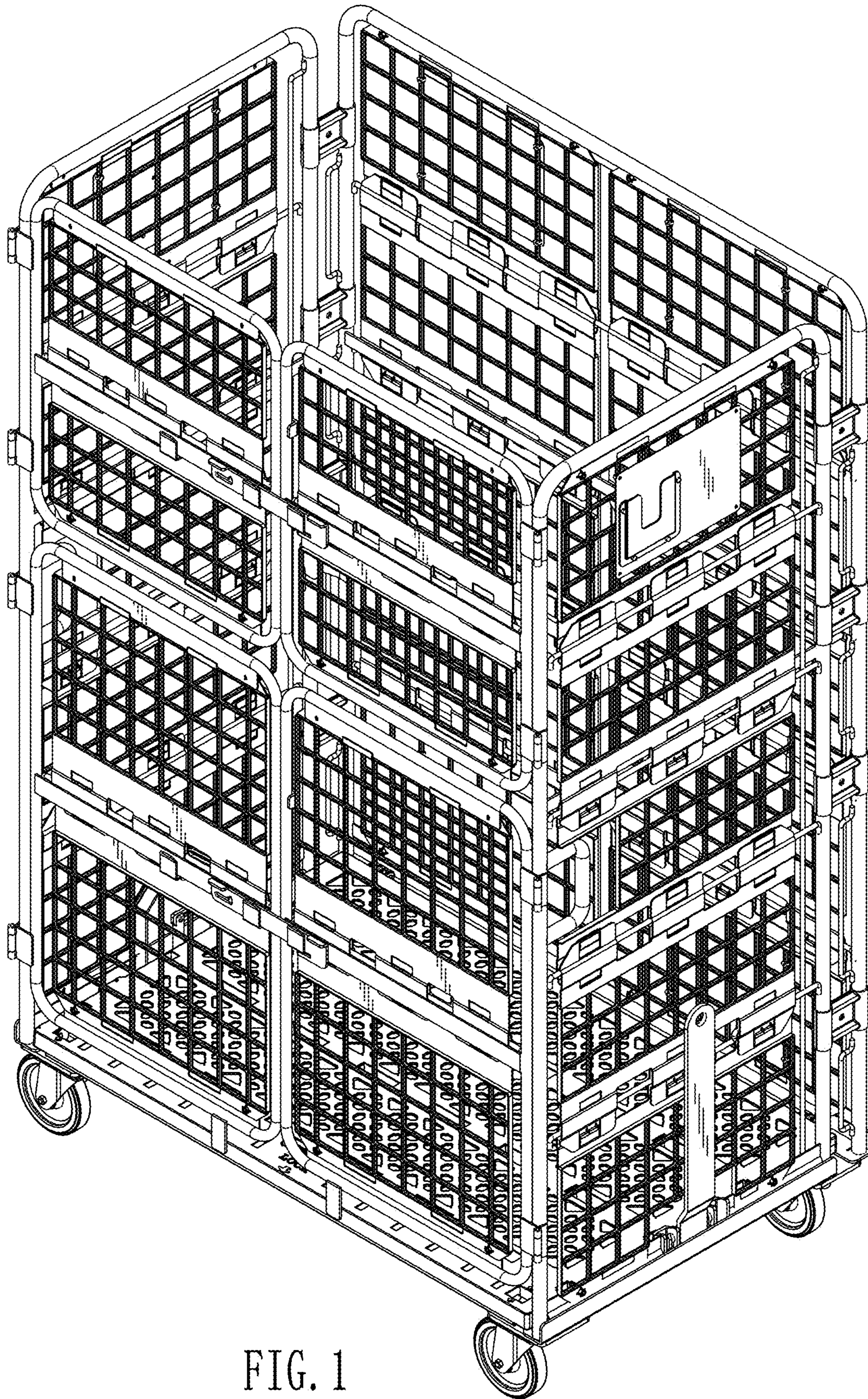


FIG. 1



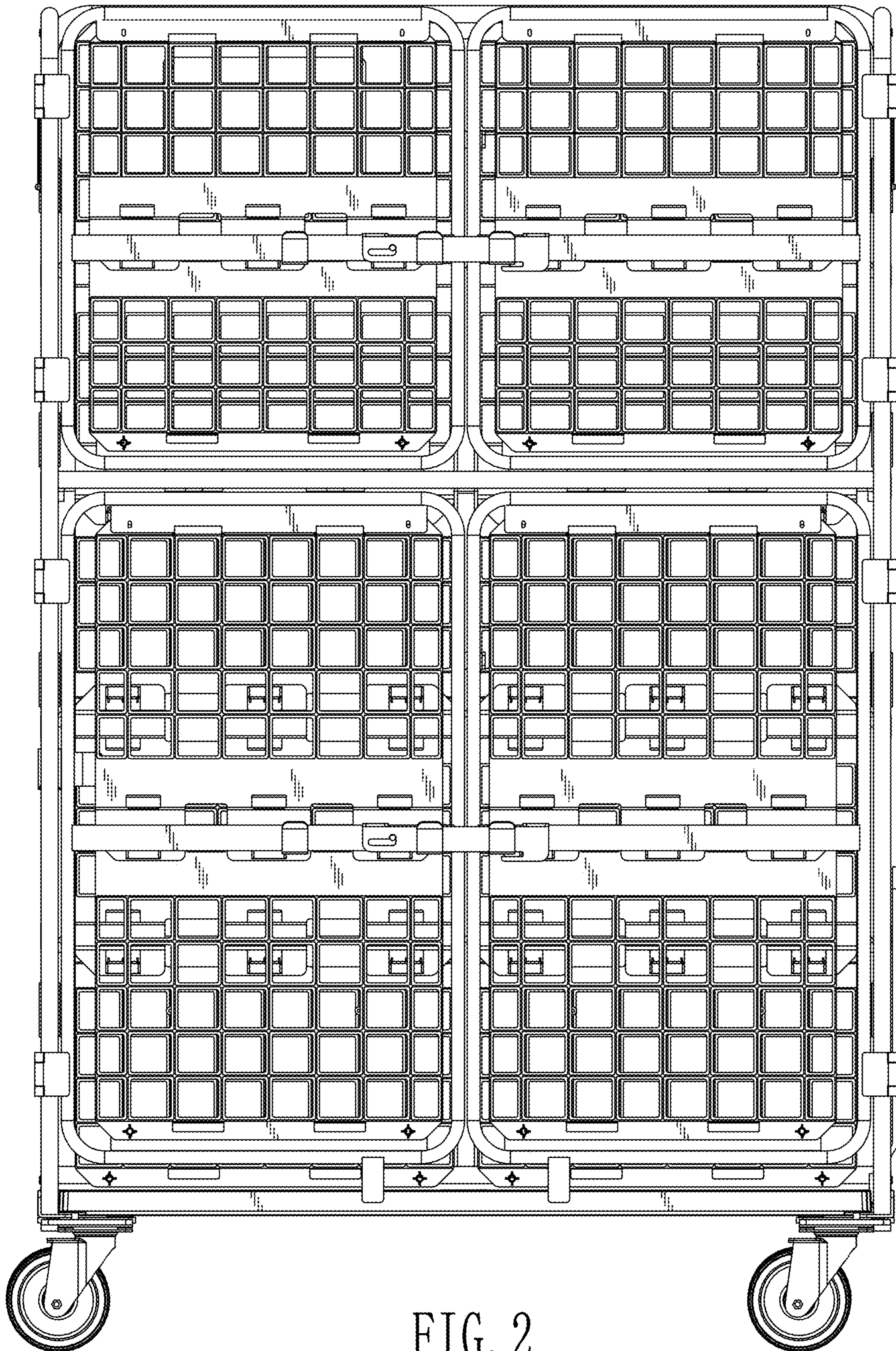


FIG. 2



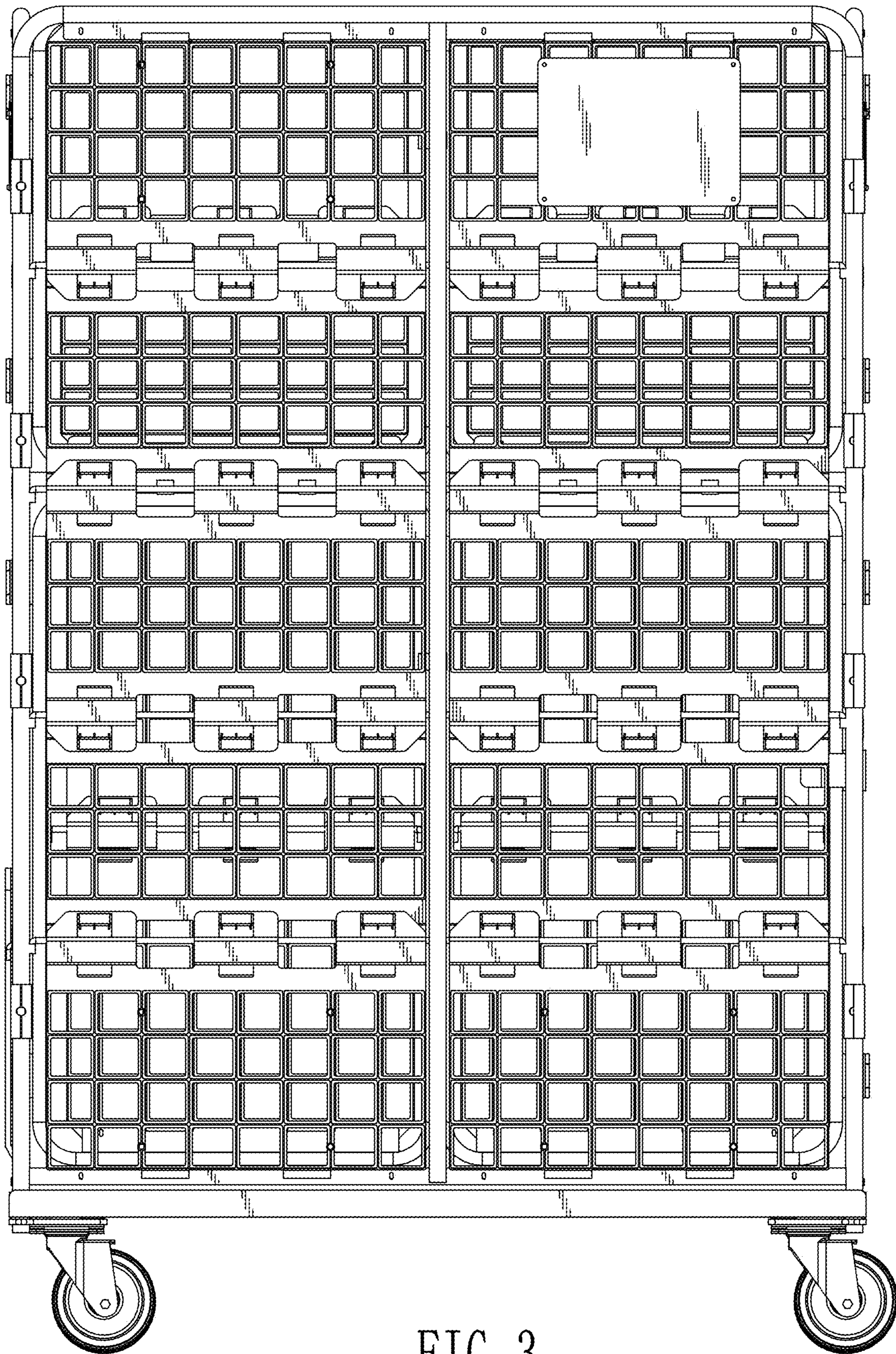


FIG. 3



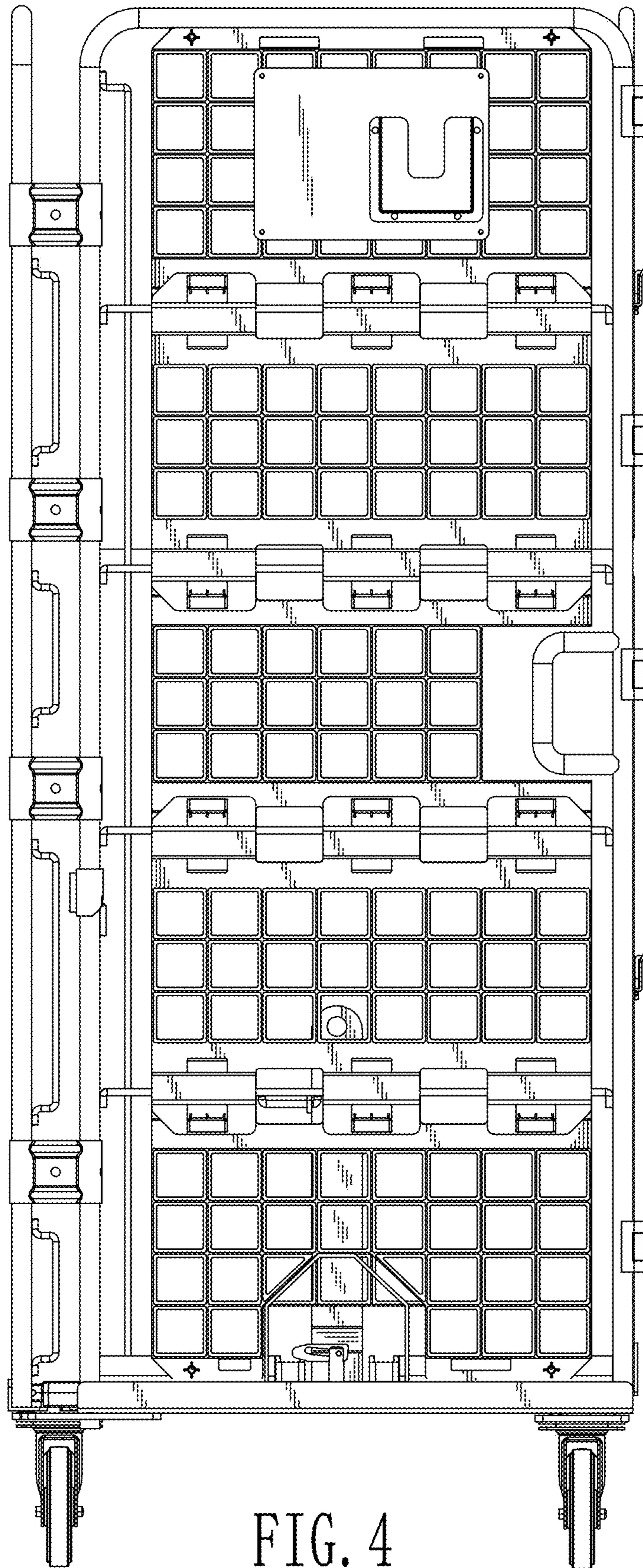


FIG. 4

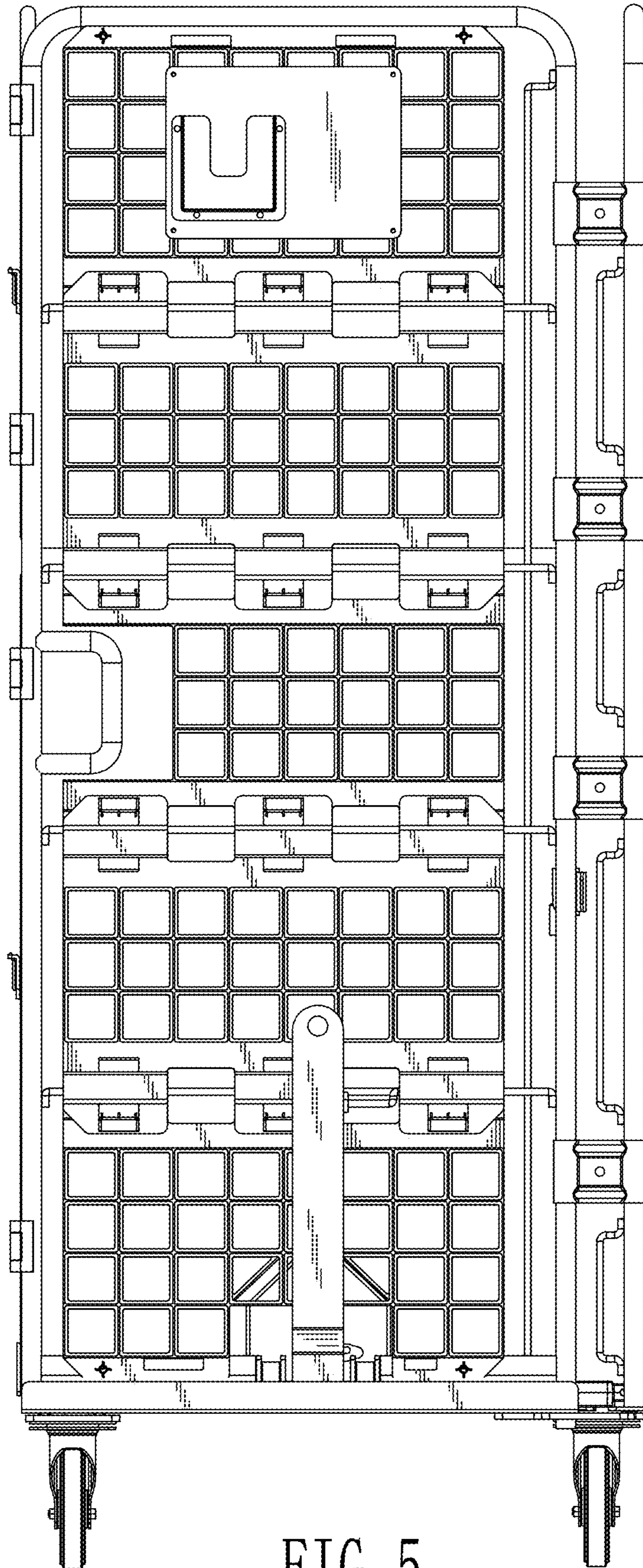


FIG. 5



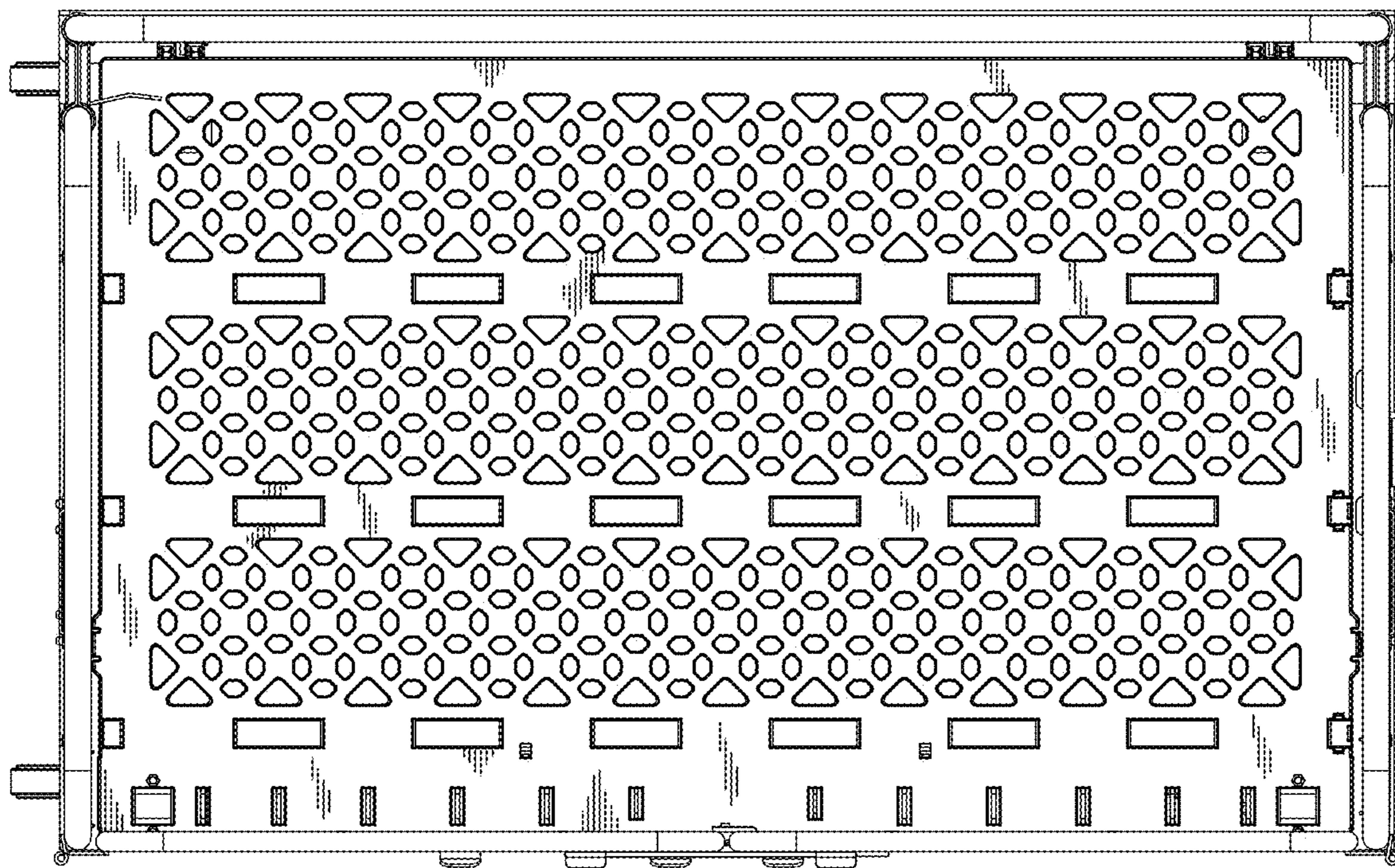


FIG. 6



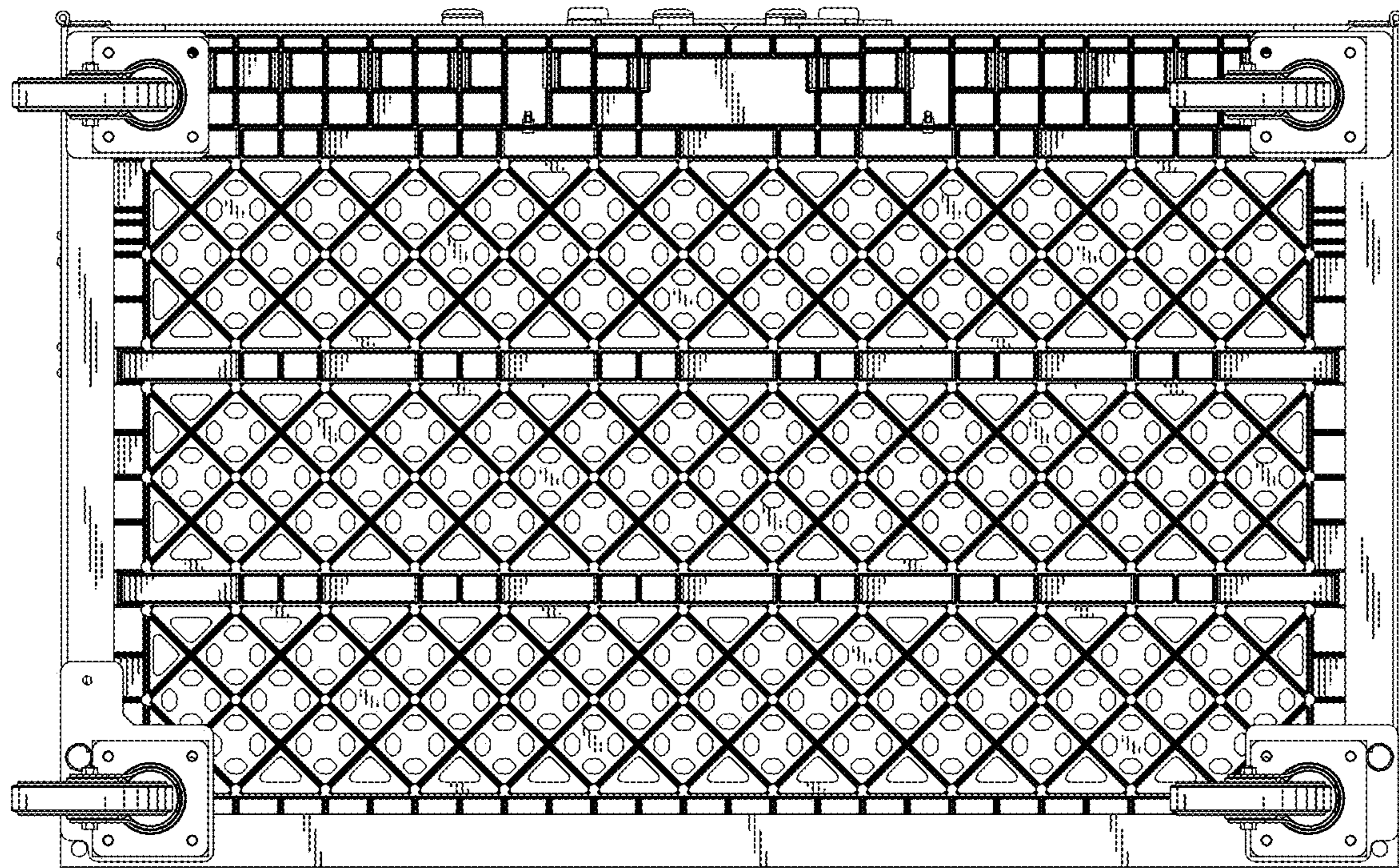


FIG. 7



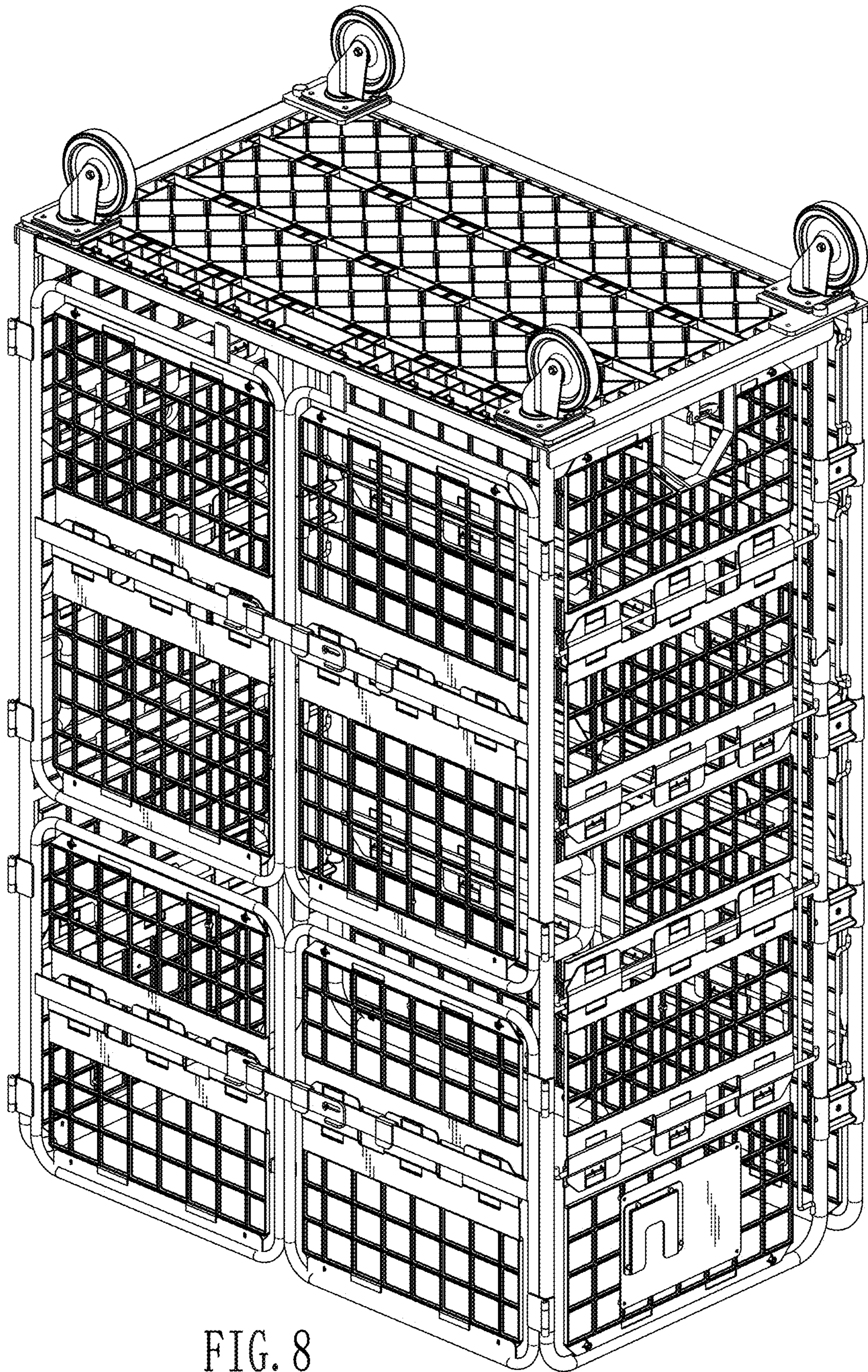


FIG. 8