



US00D940949S

(12) **United States Design Patent** (10) **Patent No.:** **US D940,949 S**  
**Fornarelli** (45) **Date of Patent:** **\*\* Jan. 11, 2022**

(54) **MOUTHPIECE**  
(71) Applicant: **14th Round Incorporated**, Los Angeles, CA (US)  
(72) Inventor: **Thomas Fornarelli**, Chicago, IL (US)  
(73) Assignee: **14TH ROUND INCORPORATED**, Los Angeles, CA (US)  
(\*\*) Term: **15 Years**  
(21) Appl. No.: **29/716,668**  
(22) Filed: **Dec. 11, 2019**  
(51) **LOC (13) Cl.** ..... **27-03**  
(52) **U.S. Cl.**  
USPC ..... **D27/113**  
(58) **Field of Classification Search**  
USPC ..... D27/162, 170, 171, 163, 167-169, 194;  
D24/110.5; D17/10, 13, 99  
CPC ..... A61M 15/0021; G10K 5/00  
See application file for complete search history.

D814,694 S \* 4/2018 Watson ..... D27/194  
D825,835 S \* 8/2018 Verleur ..... D27/101  
D834,743 S \* 11/2018 Tucker ..... D27/101  
D870,962 S \* 12/2019 Choe ..... D27/163  
D871,662 S \* 12/2019 Volodarsky ..... D27/101  
D884,268 S \* 5/2020 Deng ..... D27/162  
D888,328 S \* 6/2020 Frechin ..... D27/162  
D892,398 S \* 8/2020 Yuan ..... D27/162  
D897,419 S \* 9/2020 Son ..... D17/13  
D906,588 S \* 12/2020 Wilson ..... D27/189  
D907,286 S \* 1/2021 Fornarelli ..... D27/162  
D909,666 S \* 2/2021 Fornarelli ..... D27/162

\* cited by examiner

*Primary Examiner* — Marissa J Cash  
*Assistant Examiner* — Rebecca Tsehaye  
(74) *Attorney, Agent, or Firm* — Flener IP & Business Law; Zareefa B. Flener; Ayhan E. Mertogul

(57) **CLAIM**

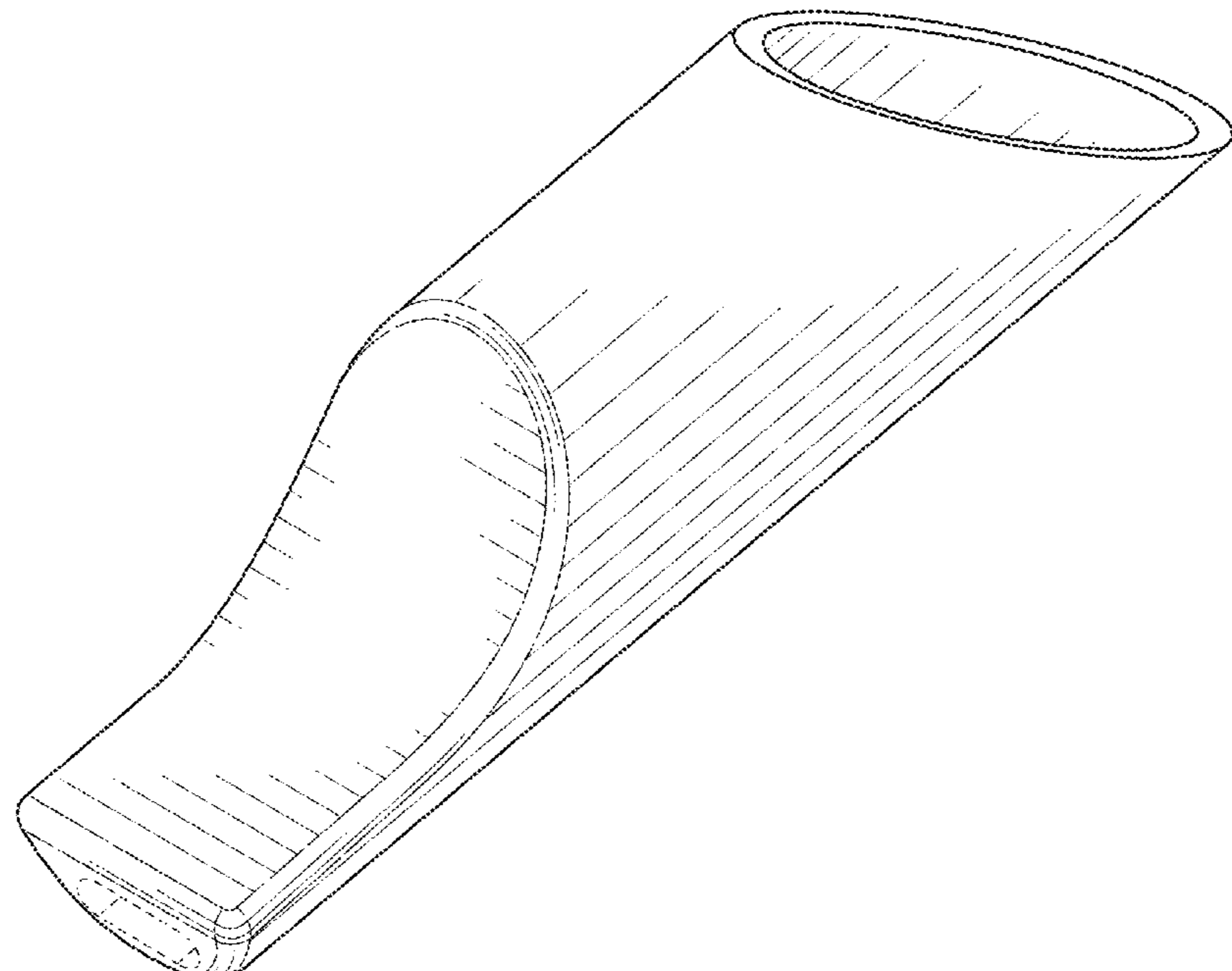
The ornamental design for a mouthpiece, as shown and described.

**DESCRIPTION**

FIG. 1 is a perspective view of a first embodiment of a mouthpiece showing my new design;  
FIG. 2 is a left side view (where the view of the left side is a mirror image of the view of the right side) of the design of FIG. 1;  
FIG. 3 is a bottom plan view of the design of FIG. 1;  
FIG. 4 is a top plan view of the design of FIG. 1;  
FIG. 5 is a front elevational view of the design of FIG. 1; and,  
FIG. 6 is a rear elevational view of the design of FIG. 1.  
The broken lines in the drawings depict portions of the mouthpiece that form no part of the claim.

(56) **References Cited**  
U.S. PATENT DOCUMENTS  
D343,633 S \* 1/1994 Guardala ..... D17/13  
D398,071 S \* 9/1998 Perkins ..... D27/187  
D590,990 S \* 4/2009 Hon ..... D27/101  
D623,351 S \* 9/2010 Kirkeby ..... D27/101  
D724,782 S \* 3/2015 Wu ..... D27/101  
D729,441 S \* 5/2015 Hua ..... D27/101  
D747,404 S \* 1/2016 Selmer ..... D17/13  
D758,650 S \* 6/2016 Wu ..... D27/101  
D760,429 S \* 6/2016 Emarlou ..... D27/163  
D773,729 S \* 12/2016 Jordan ..... D27/194  
D786,497 S \* 5/2017 Sudlow ..... D27/162  
D792,644 S \* 7/2017 Jordan ..... D27/101  
D814,102 S \* 3/2018 Lehoux ..... D27/101

**1 Claim, 3 Drawing Sheets**



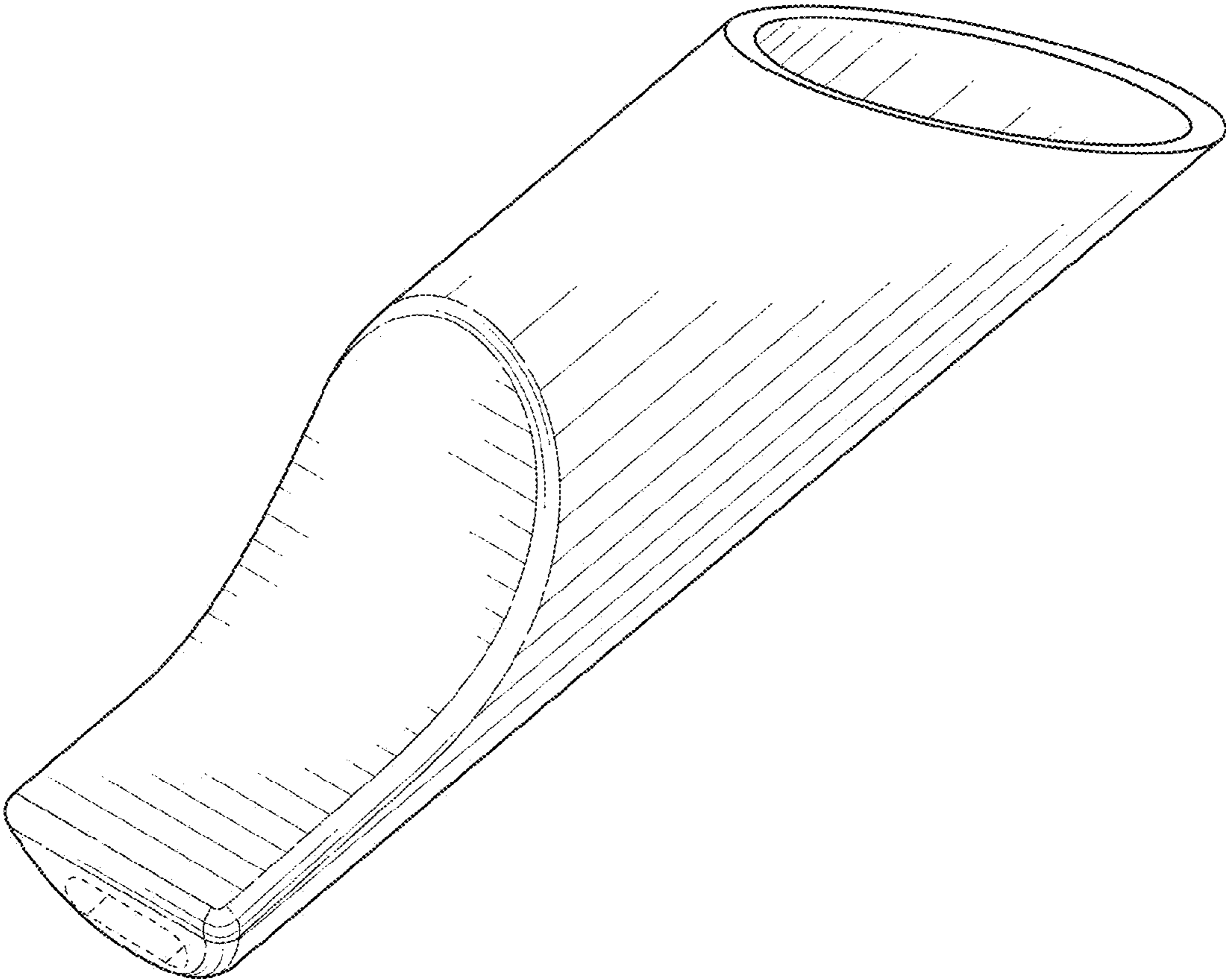


FIG. 1

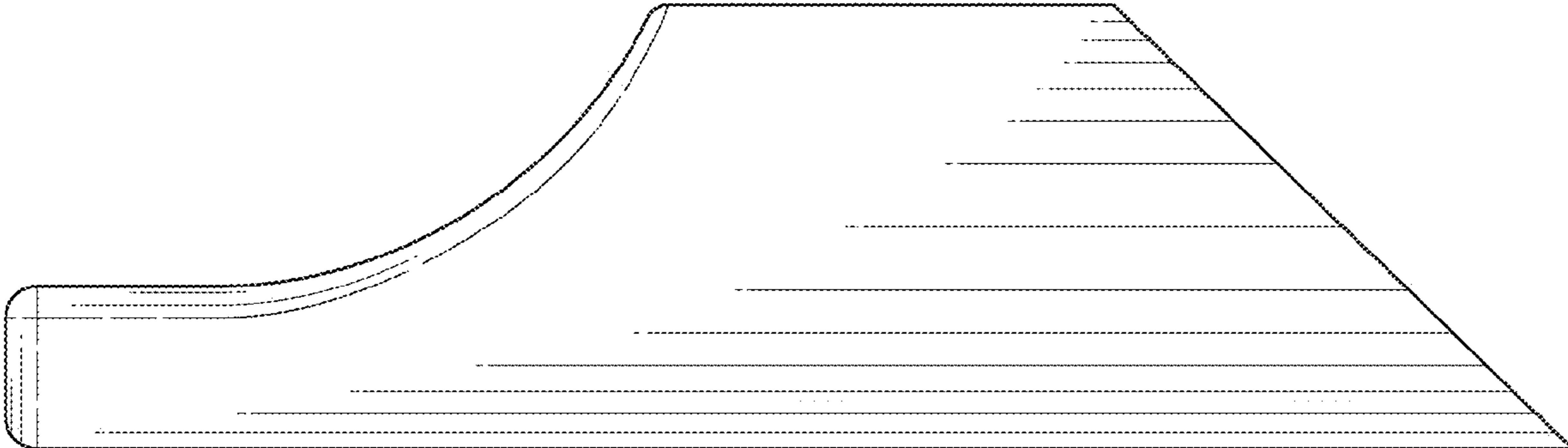


FIG. 2

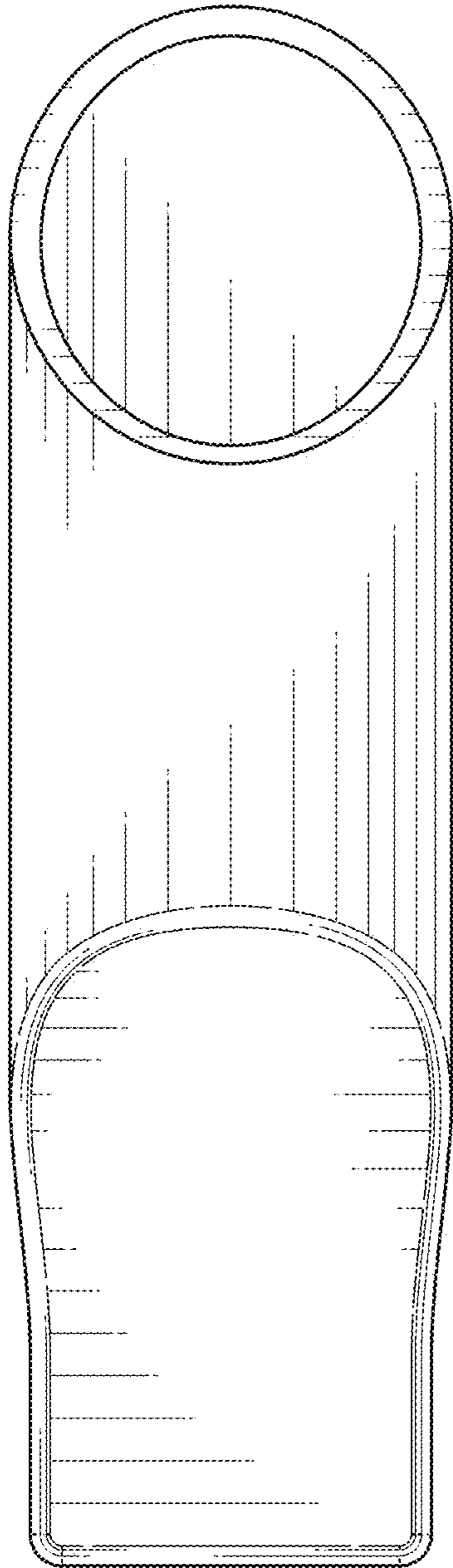


FIG. 3




FIG. 4

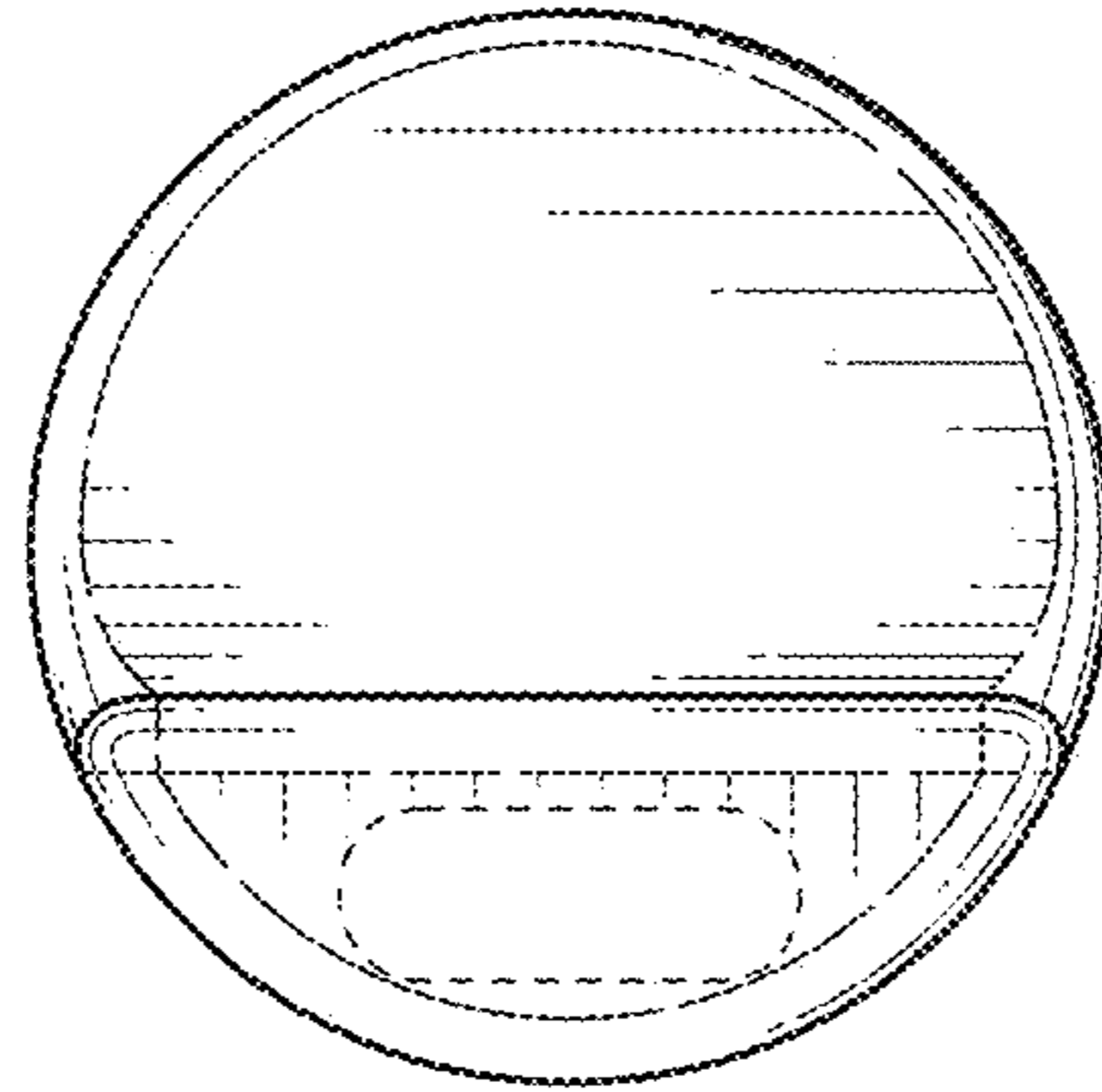


FIG. 5

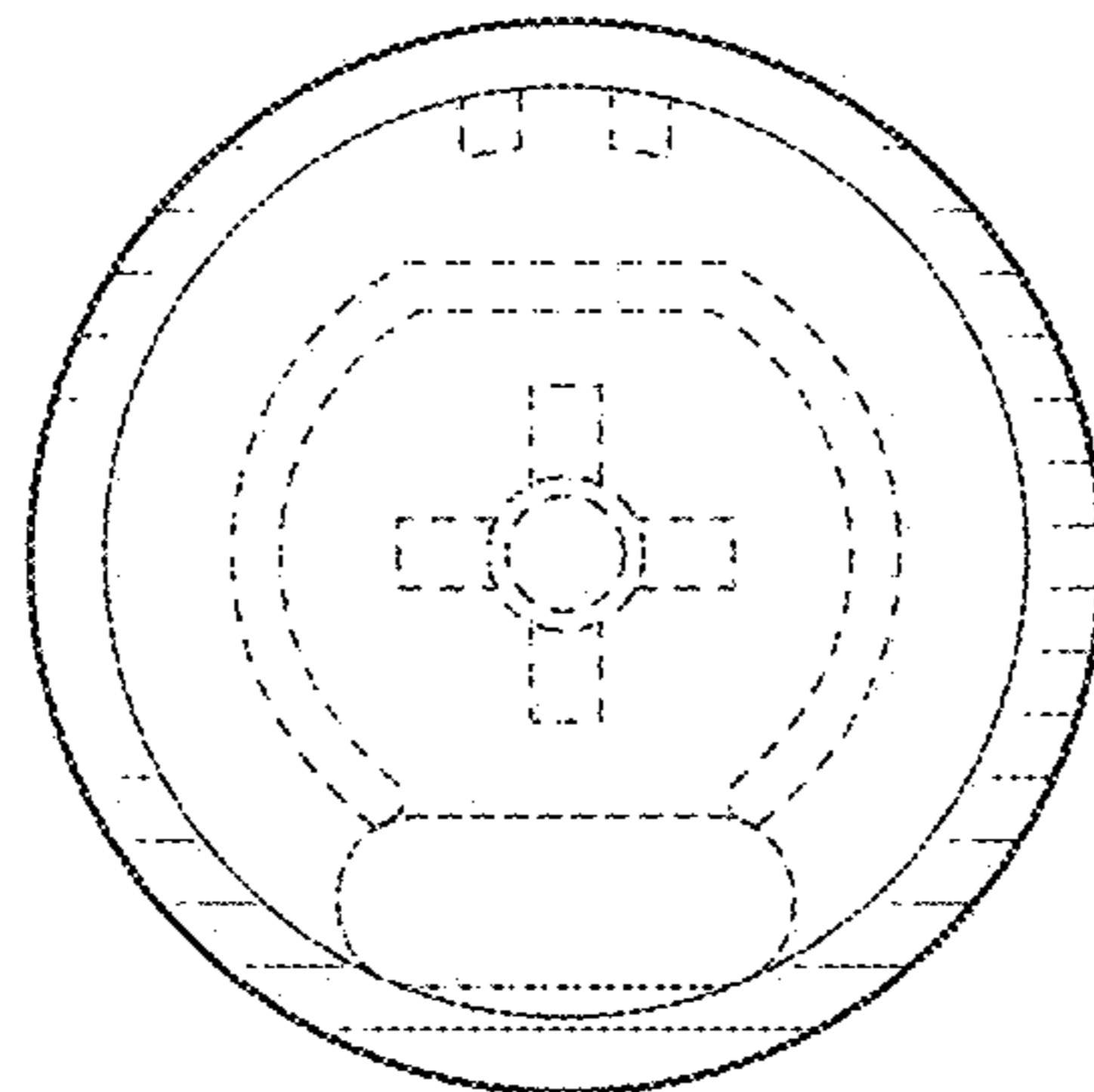


FIG. 6