



US00D940911S

(12) **United States Design Patent** (10) **Patent No.:** **US D940,911 S**
Moses, Jr. et al. (45) **Date of Patent:** **** Jan. 11, 2022**

(54) **SIDING PANEL**
(71) Applicant: **Associated Materials, LLC**, Cuyahoga Falls, OH (US)
(72) Inventors: **Charles Bryan Moses, Jr.**, Hudson, OH (US); **Nicholas Daniel Thompson**, Medina, OH (US)
(73) Assignee: **Associated Materials, LLC**, Cuyahoga Falls, OH (US)
(**) Term: **15 Years**
(21) Appl. No.: **29/788,364**
(22) Filed: **May 10, 2021**

Related U.S. Application Data

(62) Division of application No. 29/696,117, filed on Jun. 25, 2019, now Pat. No. Des. 928,348.
(51) **LOC (13) Cl.** **25-01**
(52) **U.S. Cl.**
USPC **D25/139**
(58) **Field of Classification Search**
USPC D25/138, 139
CPC E04F 13/08; E04F 13/0864; E04F 13/09; E04F 13/12
See application file for complete search history.

(56) **References Cited**

U.S. PATENT DOCUMENTS

6,195,952 B1 3/2001 Culpepper
D449,121 S 10/2001 Hunter
7,040,067 B2 5/2006 Mowery

9,677,284 B1 6/2017 Barrett
9,797,144 B2 10/2017 Maurer
D818,151 S * 5/2018 Sexton D25/139
D835,814 S * 12/2018 Grubka D25/139
10,458,123 B2 10/2019 Culpepper
2009/0062413 A1 3/2009 Adur
2010/0028668 A1 2/2010 Janda
2010/0077689 A1 4/2010 Kalkanoglu

OTHER PUBLICATIONS

Grossman, Handbook of Vinyl Formulating, 2008, John Wiley & Sons Inc., Second Edition (Year: 2008).

* cited by examiner

Primary Examiner — Doris Clark

(74) *Attorney, Agent, or Firm* — Knobbe, Martens, Olson & Bear LLP

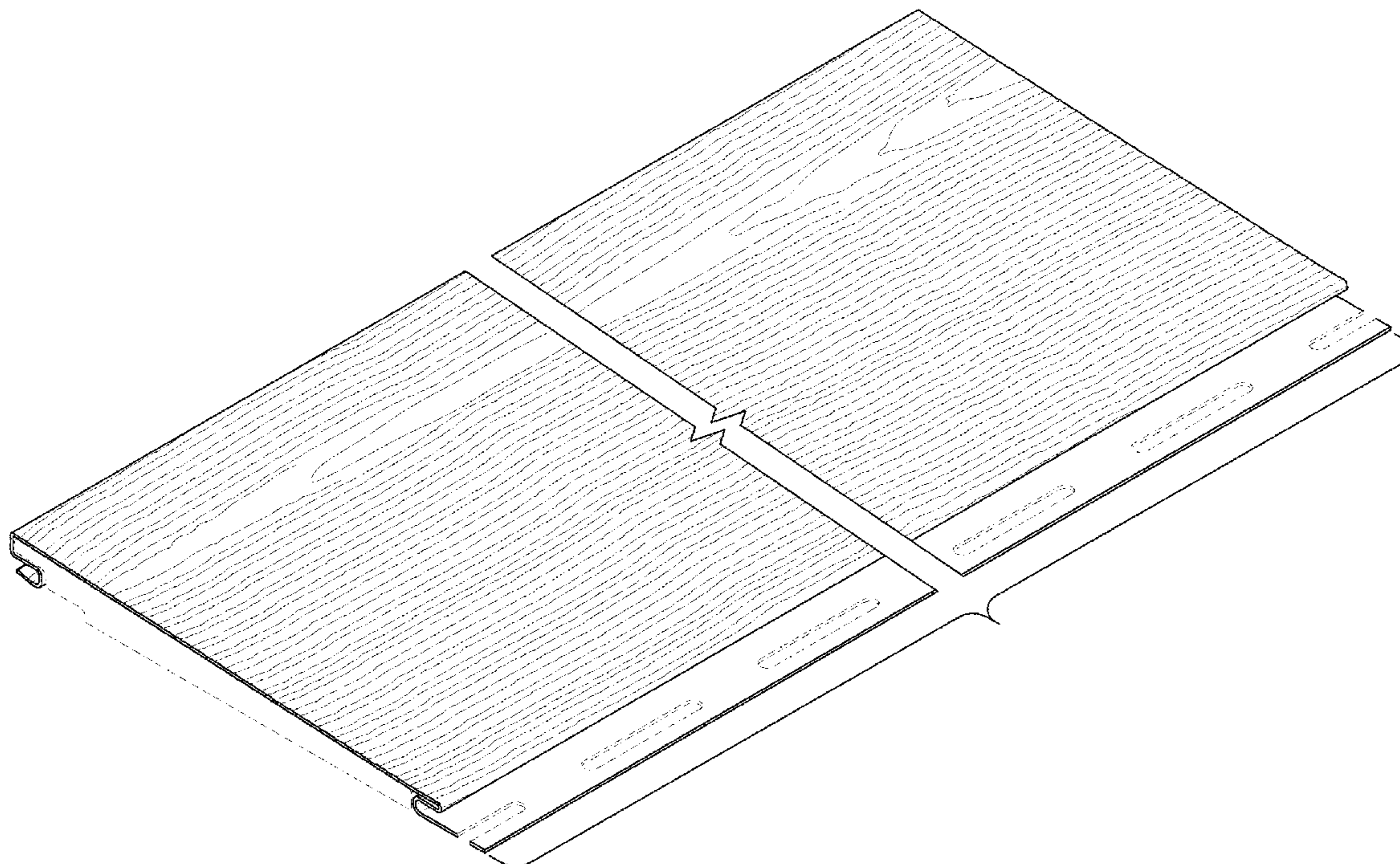
(57) **CLAIM**

The ornamental design for a siding panel, as shown and described.

DESCRIPTION

FIG. 1 is a top perspective view of a siding panel embodying my new design;
FIG. 2 is a bottom perspective view thereof;
FIG. 3 is a front view thereof;
FIG. 4 is a rear view thereof;
FIG. 5 is a left side view thereof, the right side view being a mirror image;
FIG. 6 is a bottom view thereof; and,
FIG. 7 is a top view thereof.
The broken lines illustrate portions of the siding panel that form no part of the claimed design.

1 Claim, 6 Drawing Sheets



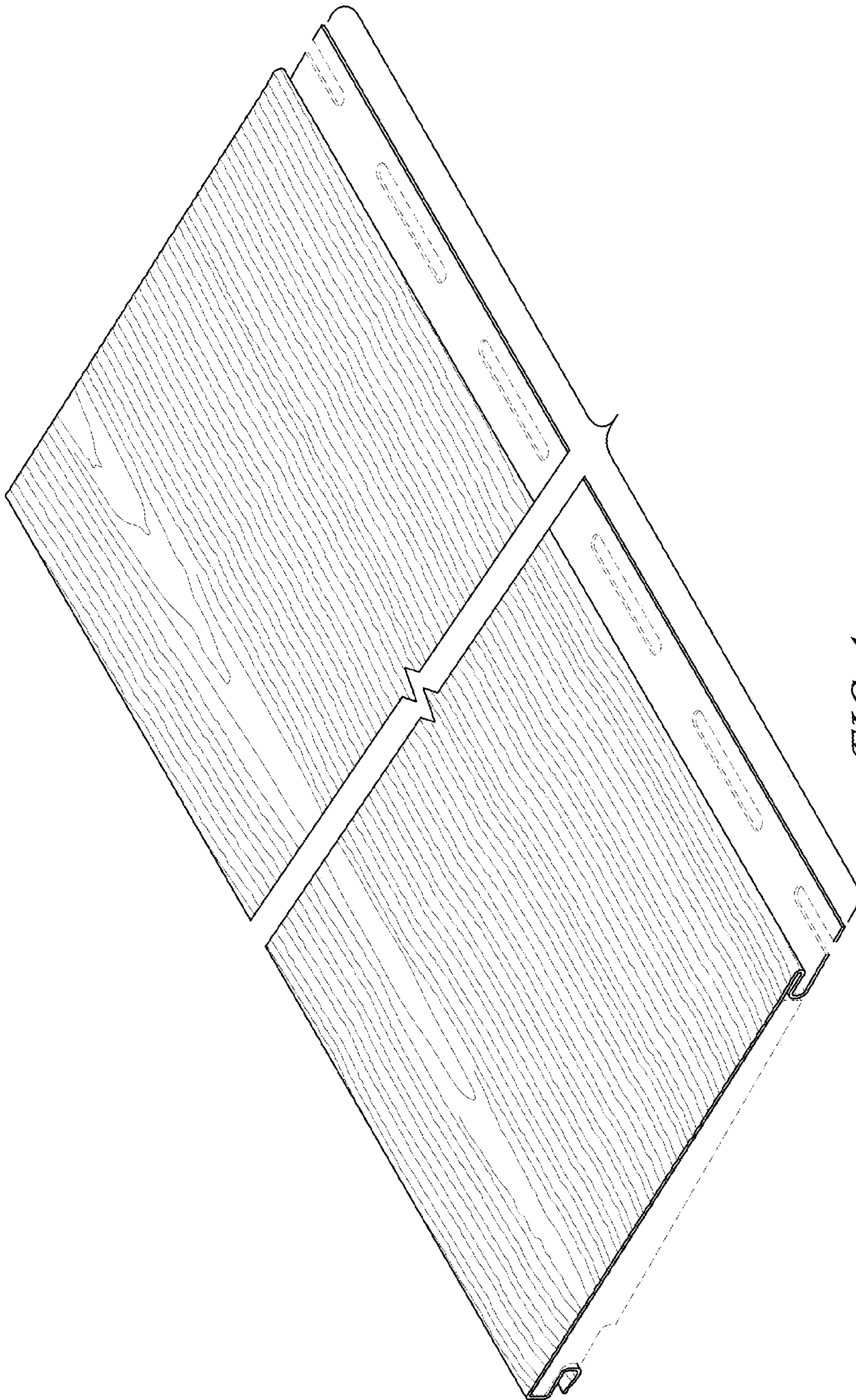


FIG. 1

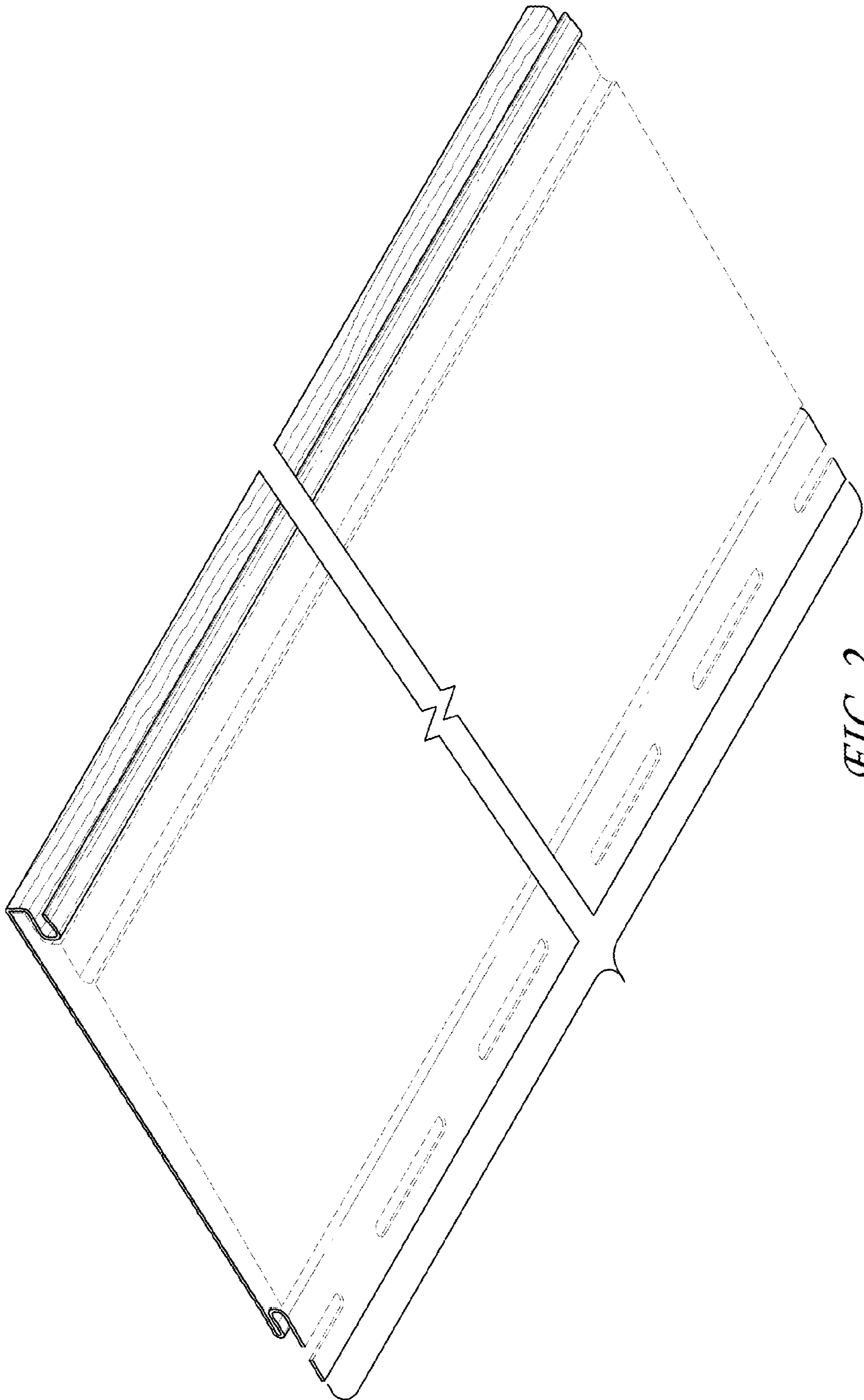


FIG. 2

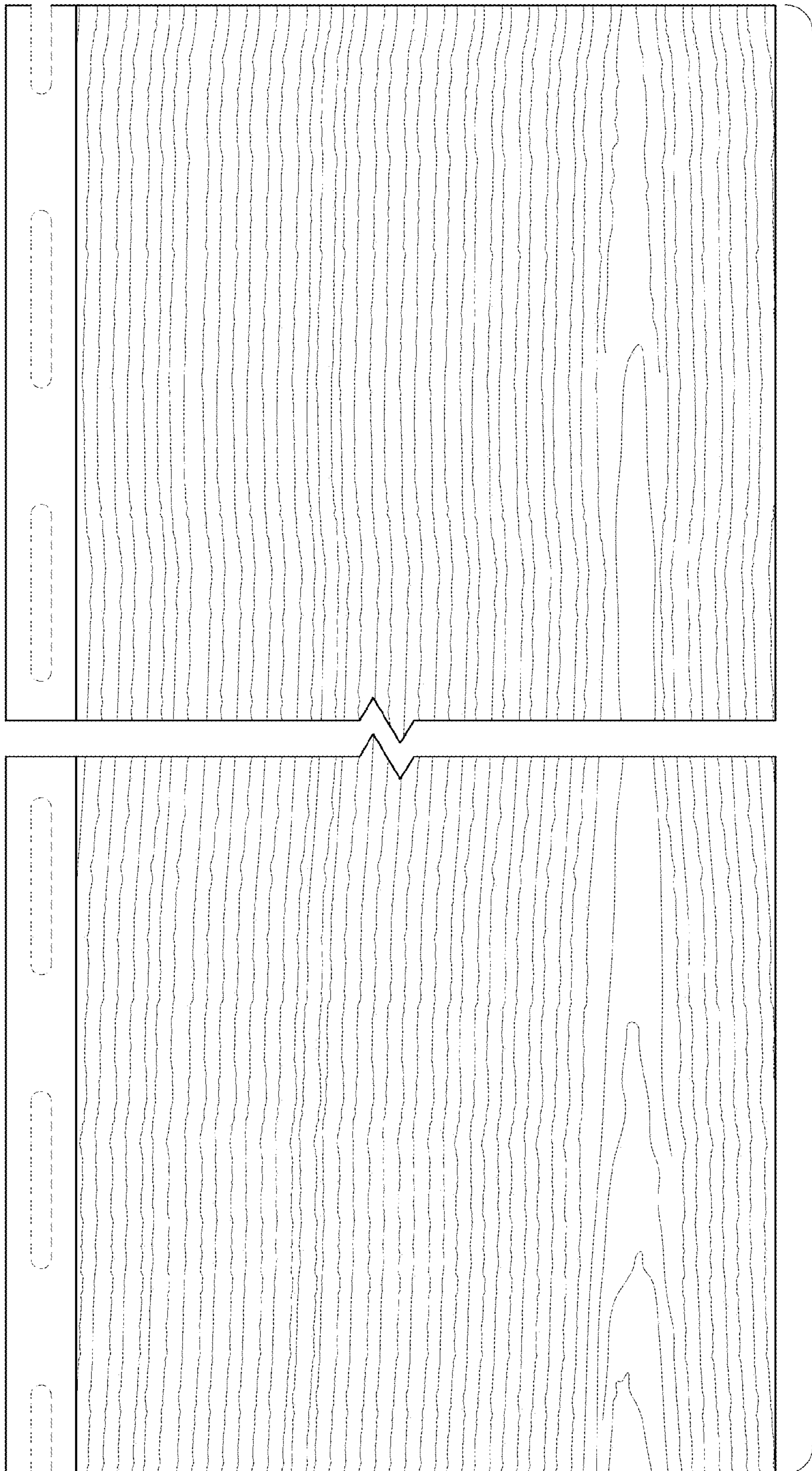


FIG. 3

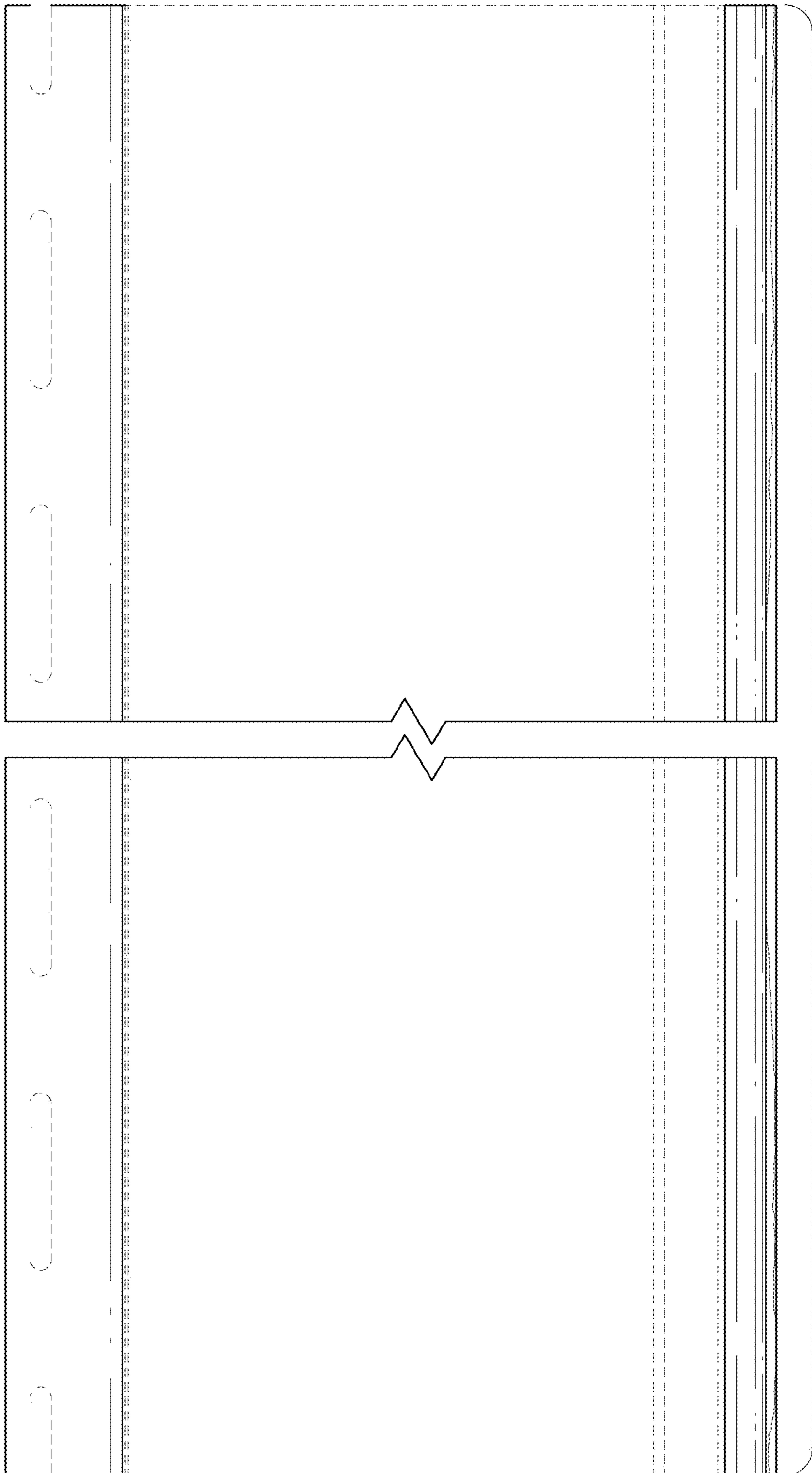


FIG. 4




FIG. 5

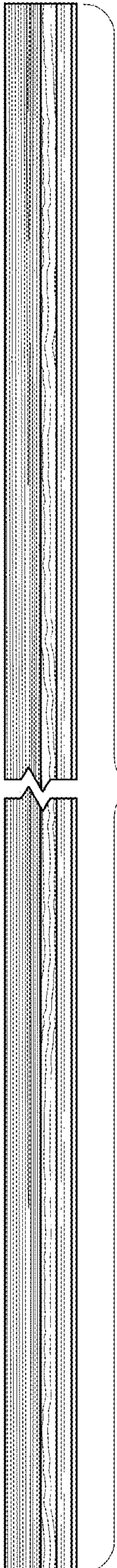


FIG. 6

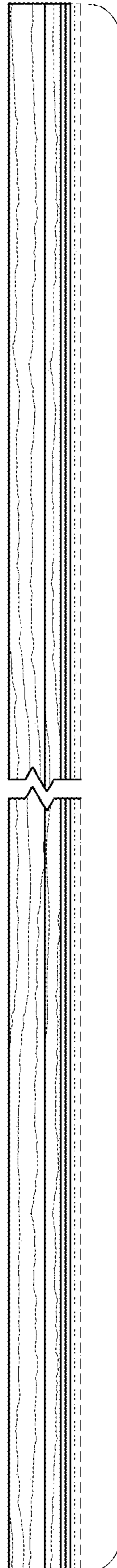


FIG. 7