



US00D940904S

(12) **United States Design Patent**
Walsh

(10) **Patent No.:** **US D940,904 S**
(45) **Date of Patent:** **** Jan. 11, 2022**

(54) **LITE**

(71) Applicant: **Masonite Corporation**, Tampa, FL
(US)

(72) Inventor: **Jason M. Walsh**, Batavia, IL (US)

(73) Assignee: **Masonite Corporation**, Tampa, FL
(US)

(**) Term: **15 Years**

(21) Appl. No.: **29/722,255**

(22) Filed: **Jan. 28, 2020**

(51) **LOC (13) Cl.** **25-01**

(52) **U.S. Cl.**
USPC **D25/103**

(58) **Field of Classification Search**
USPC D25/48.3, 48.7, 103, 106, 109, 110, 111
CPC . B44C 5/0407; B44C 5/08; B44F 7/00; B44F
11/04; B32B 17/10247; E06B 3/28; E06B
3/6604

See application file for complete search history.

(56) **References Cited**

U.S. PATENT DOCUMENTS

D260,555 S * 9/1981 Martinelli D25/109
D380,839 S * 7/1997 Lint D25/103

D380,840 S * 7/1997 Lint D25/103
D389,925 S * 1/1998 Lint D25/103
D760,401 S * 6/2016 Hu D25/103
2007/0048468 A1 * 3/2007 Howes B44F 1/066
428/34

* cited by examiner

Primary Examiner — Leanne Was-Englehart

(74) *Attorney, Agent, or Firm* — Berenato & White, LLC

(57) **CLAIM**

The ornamental design for a lite, as shown and described.

DESCRIPTION

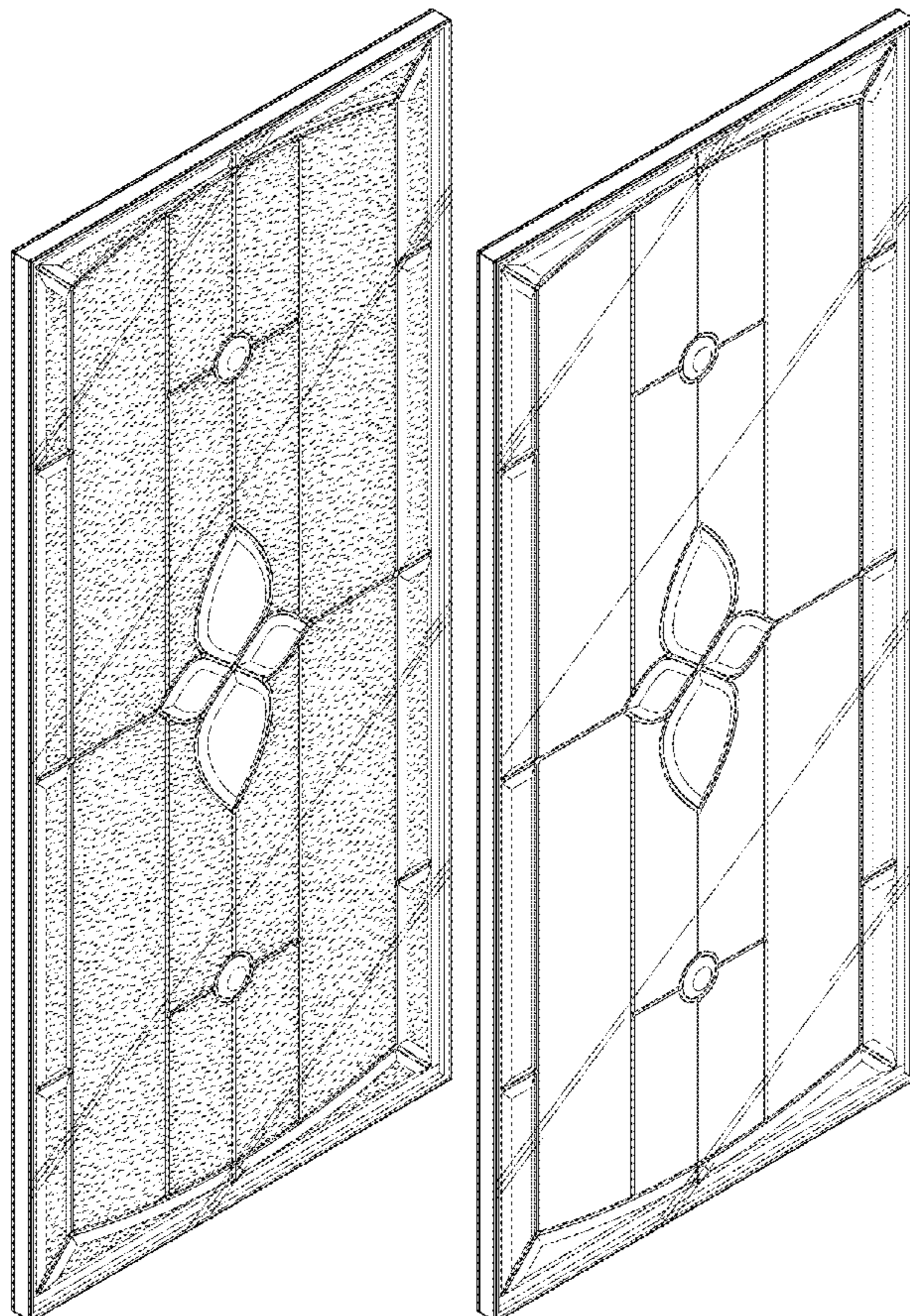
FIG. 1 is a front perspective view of a first embodiment of my lite;

FIG. 2 is a front elevational view of the lite of FIG. 1, with the rear being a mirror image thereof;

FIG. 3 is a front perspective view of a variation thereof my lite; and,

FIG. 4 is a front elevational view of the lite of FIG. 3, with the rear being a mirror image thereof.

1 Claim, 2 Drawing Sheets



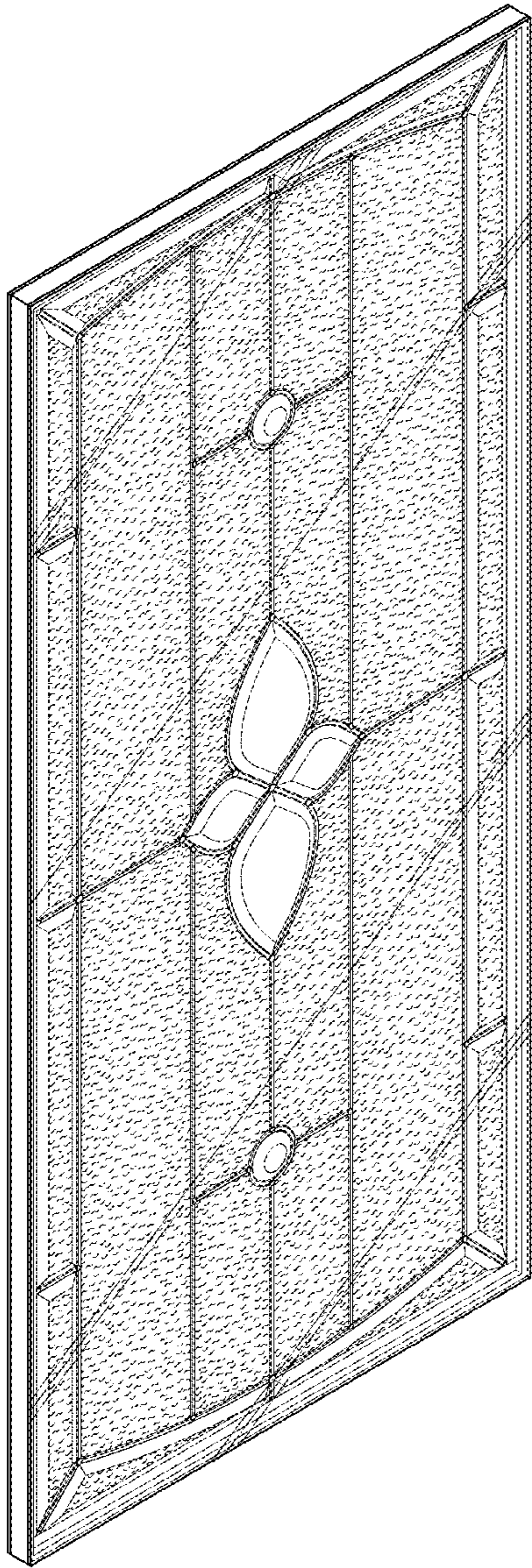


FIG. 1




FIG. 2

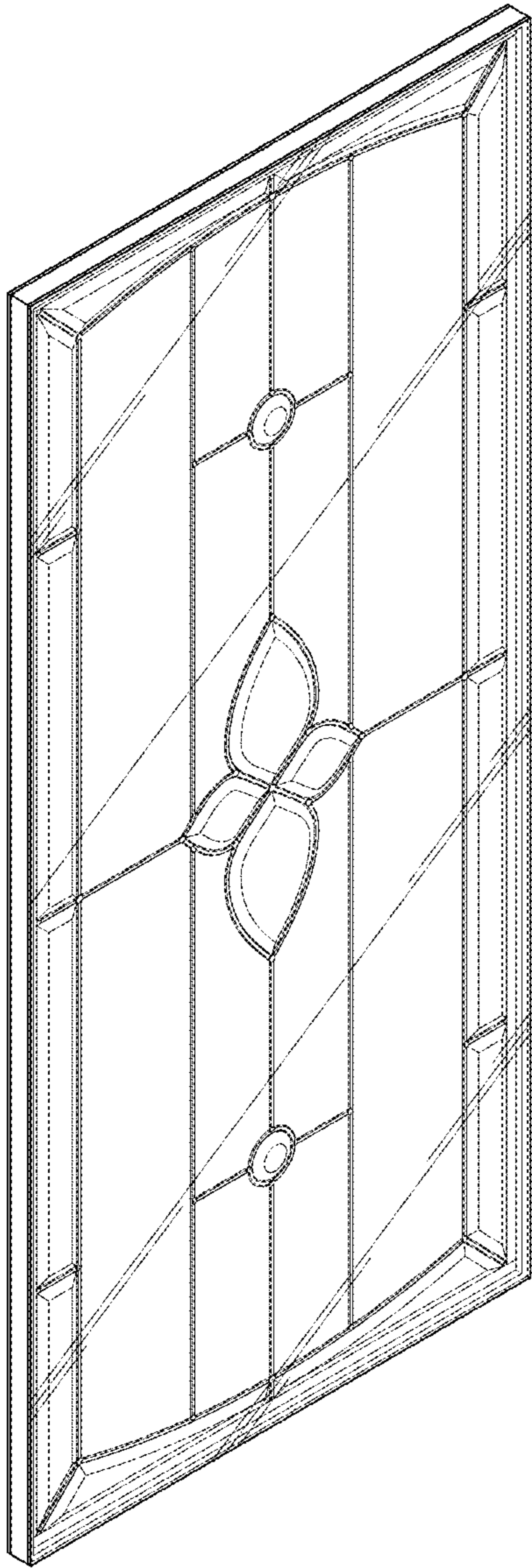


FIG. 3

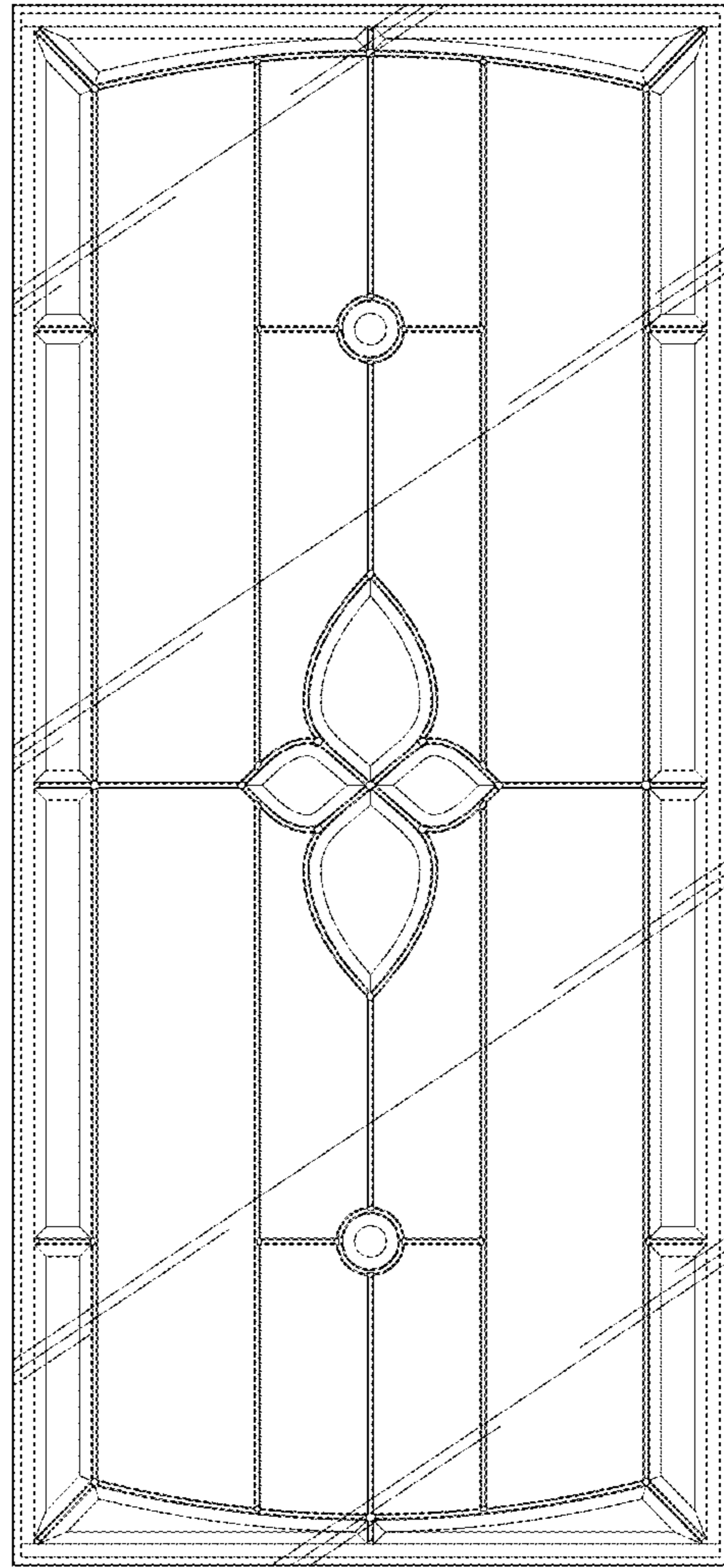


FIG. 4