



US00D940903S

(12) **United States Design Patent**  
**Walsh**

(10) **Patent No.:** **US D940,903 S**

(45) **Date of Patent:** **\*\* Jan. 11, 2022**

- (54) **LITE**
- (71) Applicant: **Masonite Corporation**, Tampa, FL (US)
- (72) Inventor: **Jason M. Walsh**, Batavia, IL (US)
- (73) Assignee: **Masonite Corporation**, Tampa, FL (US)

D706,954 S *	6/2014	Walsh	.....	D25/103
D737,462 S *	8/2015	Ege	.....	D25/48.7
D739,040 S *	9/2015	Ege	.....	D25/103
D751,220 S *	3/2016	Walsh	.....	D25/103
D752,244 S *	3/2016	Ege	.....	D25/48.7
D765,878 S *	9/2016	Walsh	.....	D25/103
D785,818 S *	5/2017	Ege	.....	D25/103
D804,684 S *	12/2017	Walsh	.....	D25/103
D837,410 S *	1/2019	Ege	.....	D25/103
D856,533 S *	8/2019	Walsh	.....	D25/103
D914,243 S *	3/2021	Ege	.....	D25/103

(\*\*) Term: **15 Years**

(21) Appl. No.: **29/722,244**

(22) Filed: **Jan. 28, 2020**

(51) **LOC (13) Cl.** ..... **25-01**

(52) **U.S. Cl.**  
USPC ..... **D25/103**

(58) **Field of Classification Search**  
USPC ..... D25/48.3, 48.7, 103, 106, 109, 110, 111  
CPC . B44C 5/0407; B44C 5/08; B44F 7/00; B44F  
11/04; B32B 17/10247; E06B 3/28; E06B  
3/6604

See application file for complete search history.

(56) **References Cited**

U.S. PATENT DOCUMENTS

D311,958 S *	11/1990	Guetle, Jr.	.....	D25/103
D312,505 S *	11/1990	Guetle, Jr.	.....	D25/103
D316,605 S *	4/1991	Guetle, Jr.	.....	D25/103
D373,642 S *	9/1996	Lint	.....	D25/138
6,272,801 B1 *	8/2001	Suh	.....	E06B 3/685 52/211
D558,359 S *	12/2007	Mathias	.....	D25/103
D631,173 S *	1/2011	Hu	.....	D25/103
D642,285 S *	7/2011	Hu	.....	D25/103
D664,676 S *	7/2012	Walsh	.....	D25/103
D670,005 S *	10/2012	Walsh	.....	D25/103
D692,584 S *	10/2013	Walsh	.....	D25/103
D705,950 S *	5/2014	Walsh	.....	D25/110

FOREIGN PATENT DOCUMENTS

CA 139015 \* 6/2011

\* cited by examiner

*Primary Examiner* — Leanne Was-Englehart

(74) *Attorney, Agent, or Firm* — Berenato & White, LLC

(57) **CLAIM**

The ornamental design for a lite, as shown and described.

**DESCRIPTION**

FIG. 1 is a front perspective view of a first embodiment of my lite;

FIG. 2 is a front elevational view of the lite of FIG. 1, with the rear being a mirror image thereof;

FIG. 3 is a front perspective view of a variation thereof;

FIG. 4 is a front elevational view of the lite of FIG. 3, with the rear being a mirror image thereof;


FIG. 5 is a front perspective view of a second embodiment of my lite;

FIG. 6 is a front elevational view of the lite of FIG. 5, with the rear being a mirror image thereof;

FIG. 7 is a front perspective view of a variation thereof; and,

FIG. 8 is a front elevational view of the lite of FIG. 7, with the rear being a mirror image thereof.

**1 Claim, 4 Drawing Sheets**



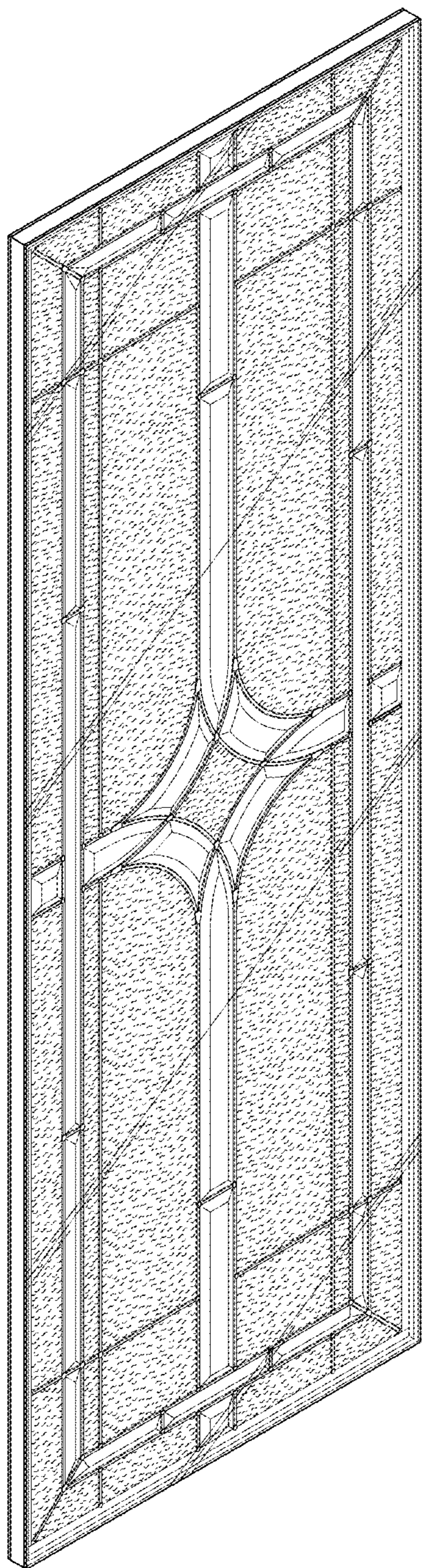


FIG. 1




FIG. 2

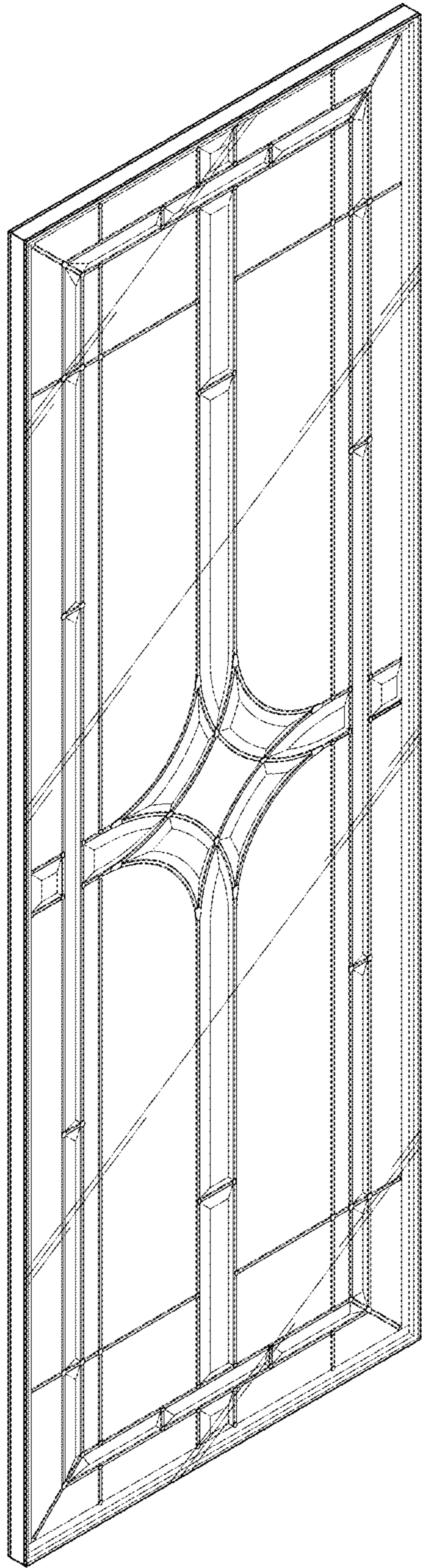


FIG. 3

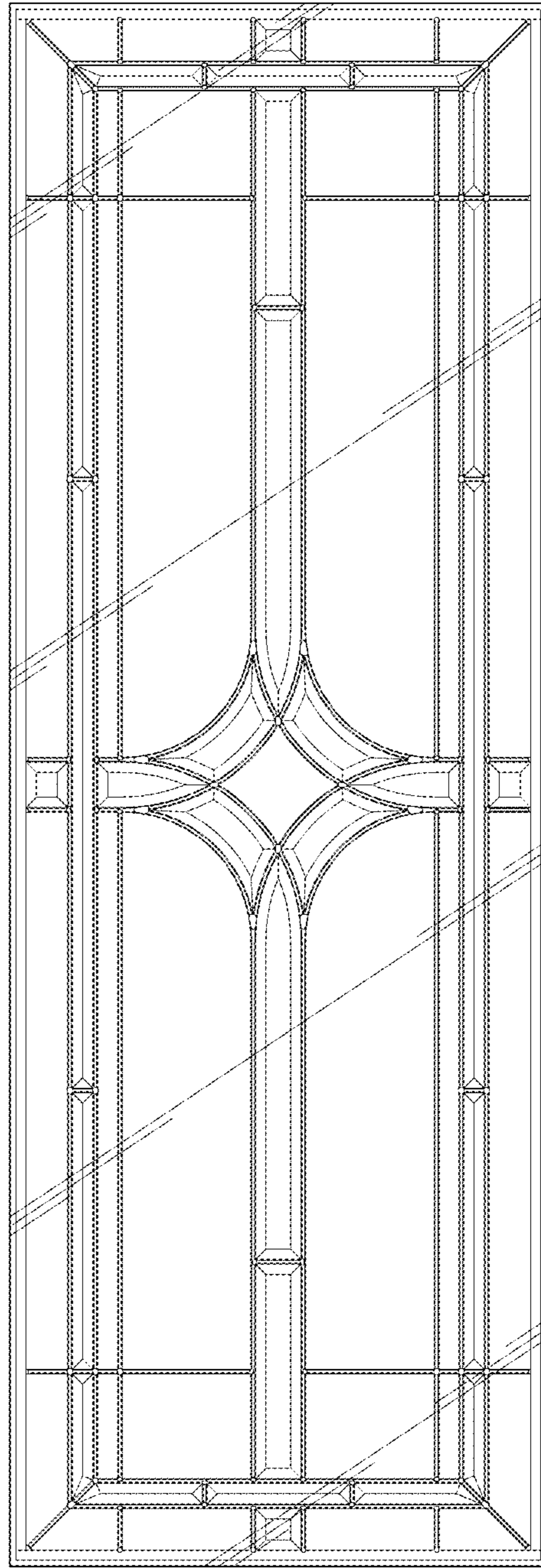


FIG. 4

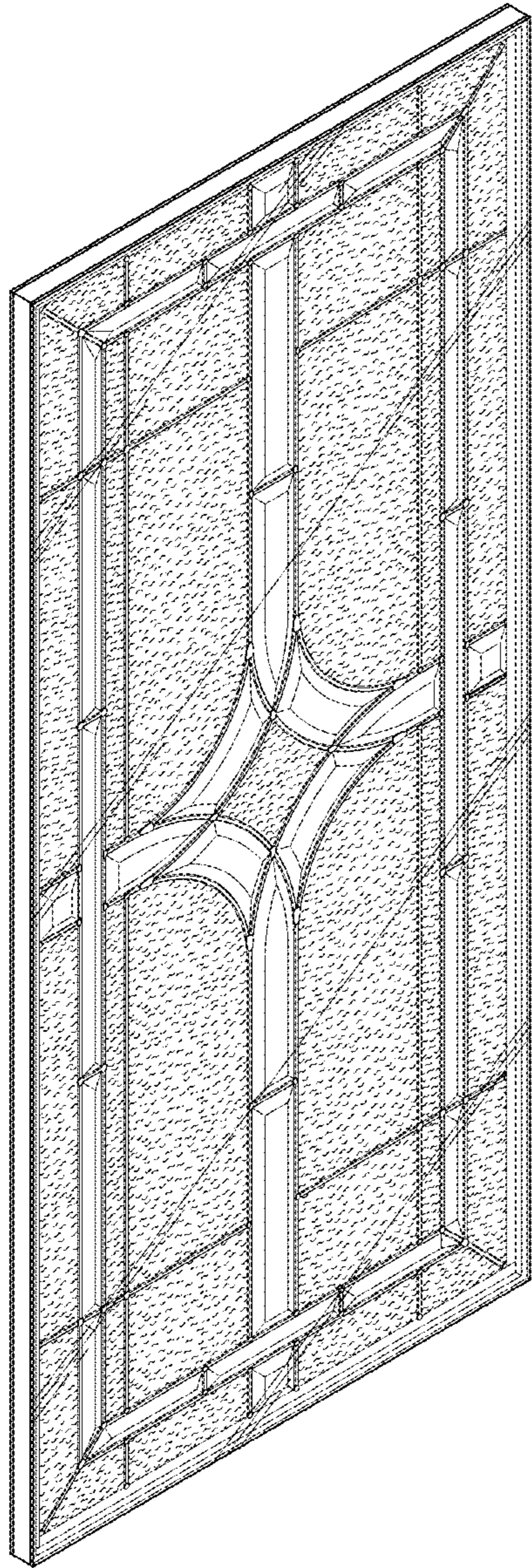


FIG. 5

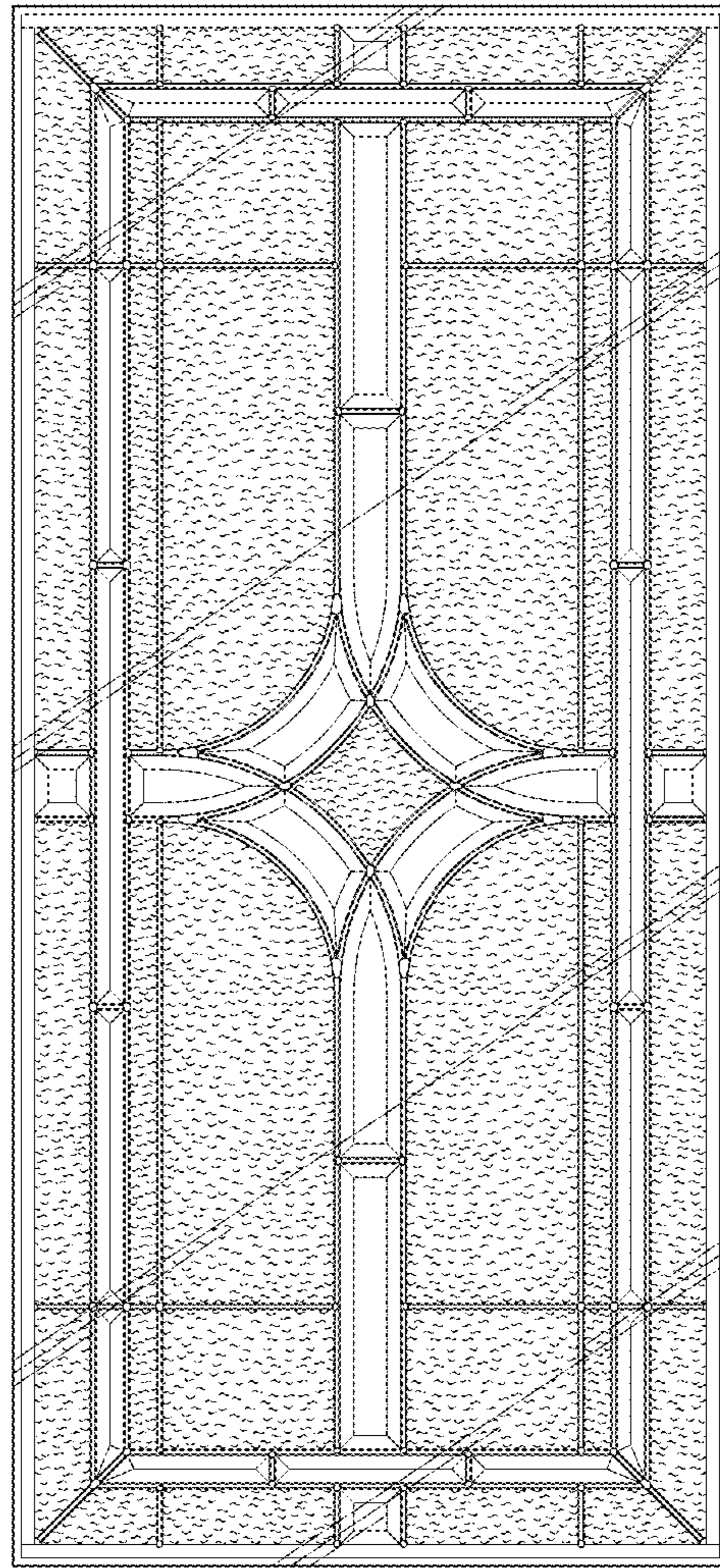


FIG. 6

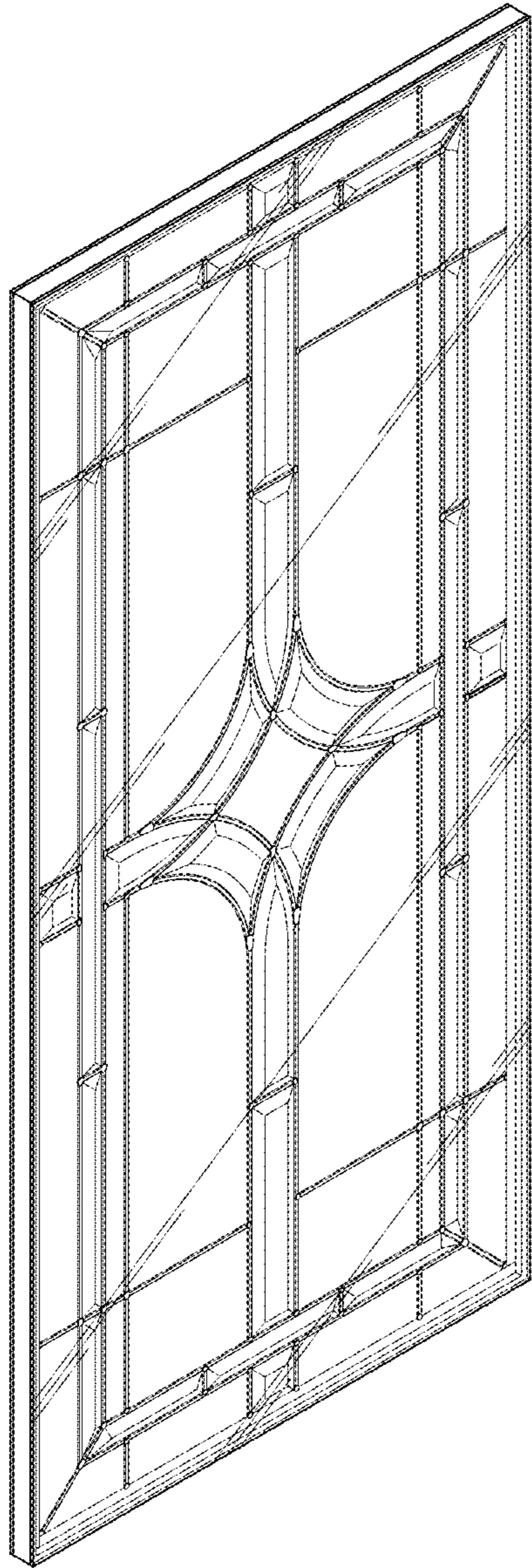


FIG. 7

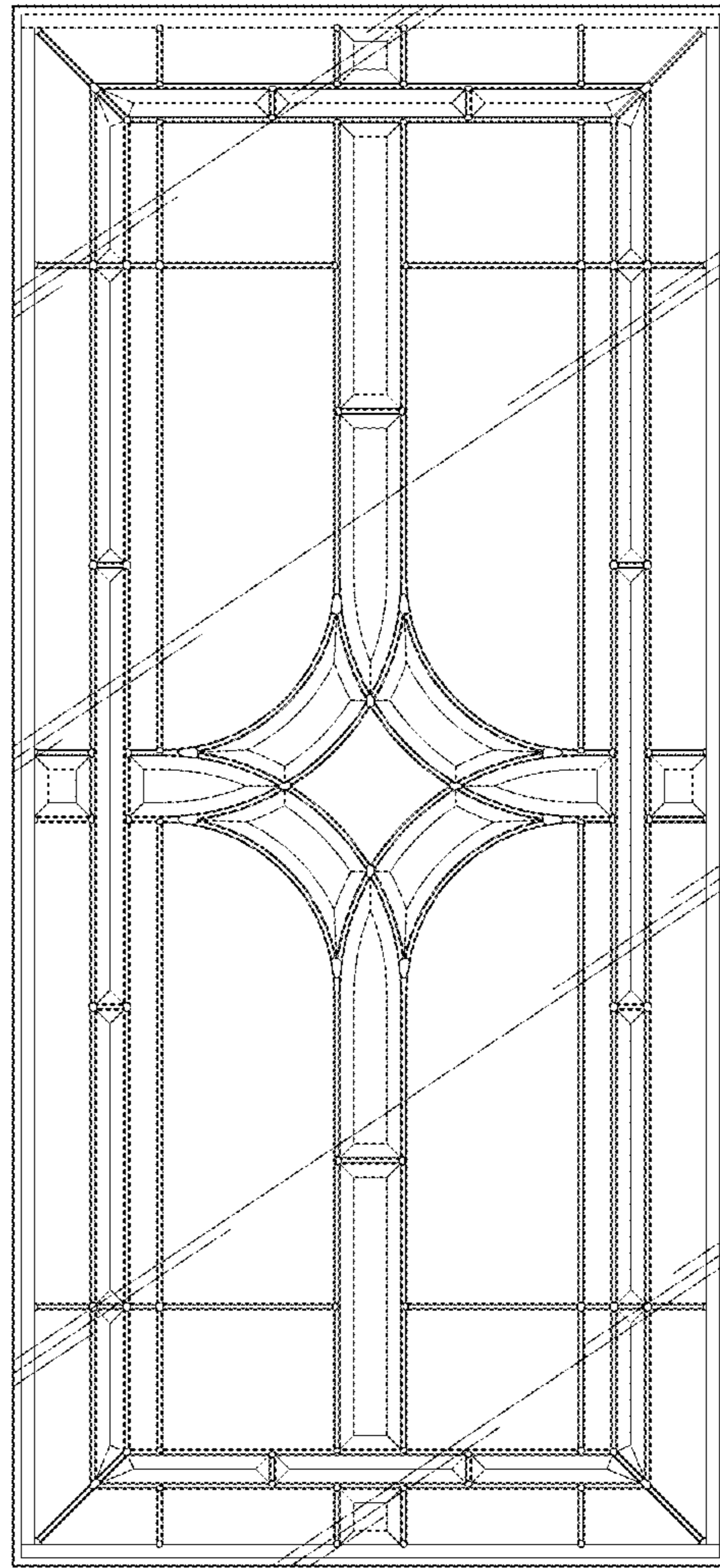


FIG. 8