



US00D940898S

(12) **United States Design Patent**
Chiappetta

(10) **Patent No.:** **US D940,898 S**

(45) **Date of Patent:** **** Jan. 11, 2022**

- (54) **SAMPLE VIAL GRIPPER**
- (71) Applicant: **PerkinElmer Health Sciences, Inc.**,
Waltham, MA (US)
- (72) Inventor: **Anthony Chiappetta**, Milford, CT (US)
- (73) Assignee: **PERKINELMER HEALTH SCIENCES, INC.**, Waltham, MA (US)

D655,003 S *	2/2012	Stamp	D24/133
D661,799 S *	6/2012	Besse	D24/133
D675,337 S *	1/2013	Peplow	D24/227
D703,320 S *	4/2014	Gao	D24/152
D793,571 S *	8/2017	Iurchenko	D24/215
D814,027 S *	3/2018	Ienna	D24/133
D847,370 S *	4/2019	Paavilainen	D24/227
D896,375 S *	9/2020	Efinger	D24/133
D933,218 S *	10/2021	Gloess	D24/133

* cited by examiner

(**) Term: **15 Years**

Primary Examiner — Susan Bennett Hattan

Assistant Examiner — Omeed Agilee

(21) Appl. No.: **29/757,716**

(74) *Attorney, Agent, or Firm* — Myers Bigel, P.A.

(22) Filed: **Nov. 9, 2020**

(51) **LOC (13) Cl.** **24-02**

(57) **CLAIM**

(52) **U.S. Cl.**
USPC **D24/227; D24/133**

The ornamental design for a sample vial gripper, as shown and described.

(58) **Field of Classification Search**
 USPC D24/107, 121, 133, 143, 215, 216,
 D24/222–230, 233; D8/4, 5, 52, 54–58,
 D8/75–81, 105
 CPC B01J 2219/00292; B01J 2220/64; B01L
 3/14; B01L 3/021–0237; B01L
 3/508–50825; B01L 3/52–523; G01F
 11/02; A61B 17/92; A61B 2017/922
 See application file for complete search history.

DESCRIPTION

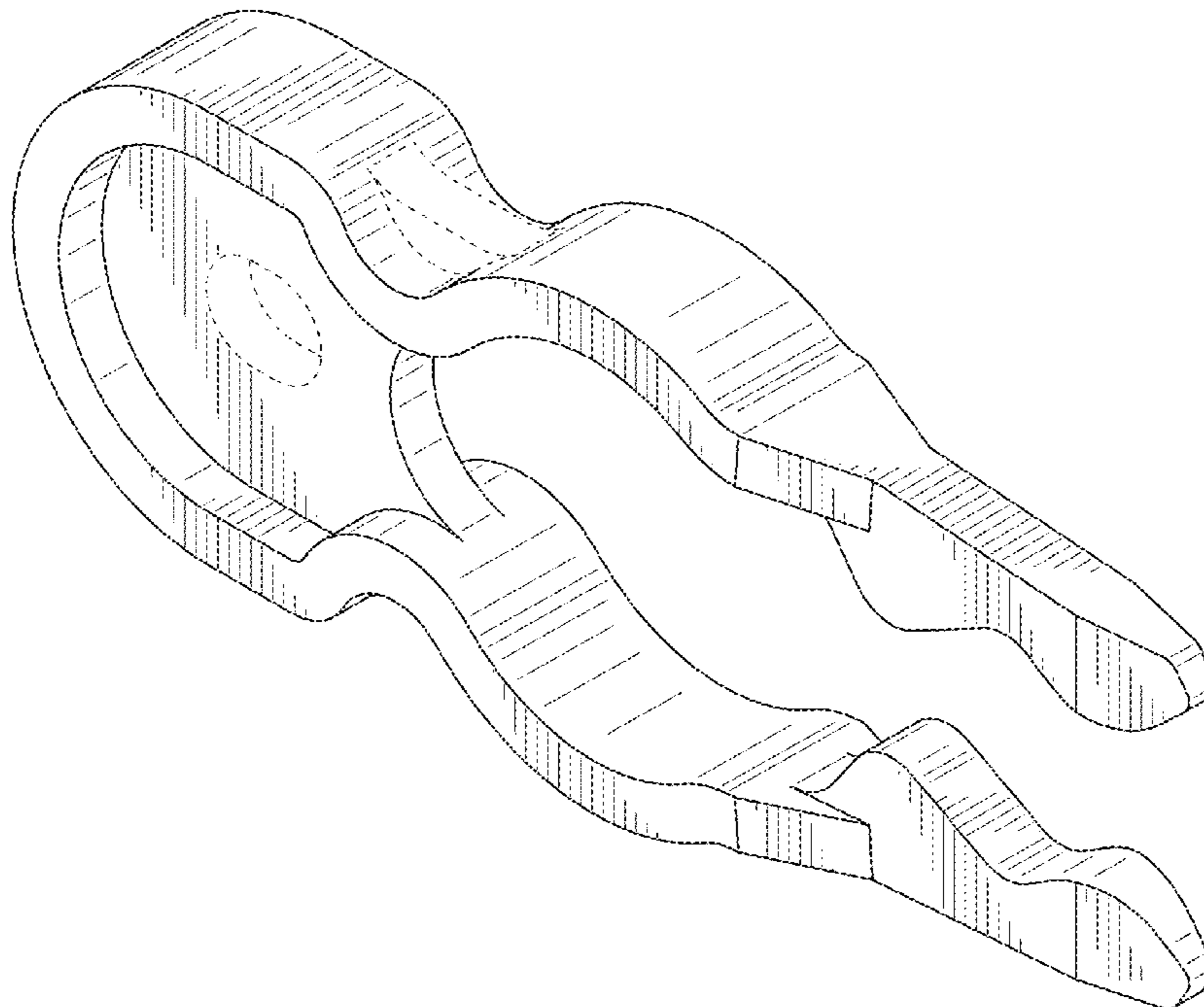
FIG. 1 is a top perspective view of a sample vial gripper showing my design;
 FIG. 2 is a top view thereof;
 FIG. 3 is a bottom view thereof;
 FIG. 4 is a side view thereof;
 FIG. 5 is an opposing side view thereof;
 FIG. 6 is front view thereof;
 FIG. 7 is a back view thereof; and,
 FIG. 8 is a top view thereof in a state of use.
 The broken lines shown in FIGS. 1-5 depict portions of the sample vial gripper that form no part of the claimed design. The additional broken lines shown in FIG. 8 depict environmental subject matter and form no part of the claimed design.

(56) **References Cited**

U.S. PATENT DOCUMENTS

D285,966 S *	9/1986	Porter	D24/220
D300,851 S *	4/1989	Grieshaber	D24/133
D349,342 S *	8/1994	Van Noy	D24/133
D459,806 S *	7/2002	Webb	D24/133
D459,807 S *	7/2002	Webb	D24/133
D524,612 S *	7/2006	Wakasugi	D8/18
D539,623 S *	4/2007	Yu	D8/40

1 Claim, 6 Drawing Sheets



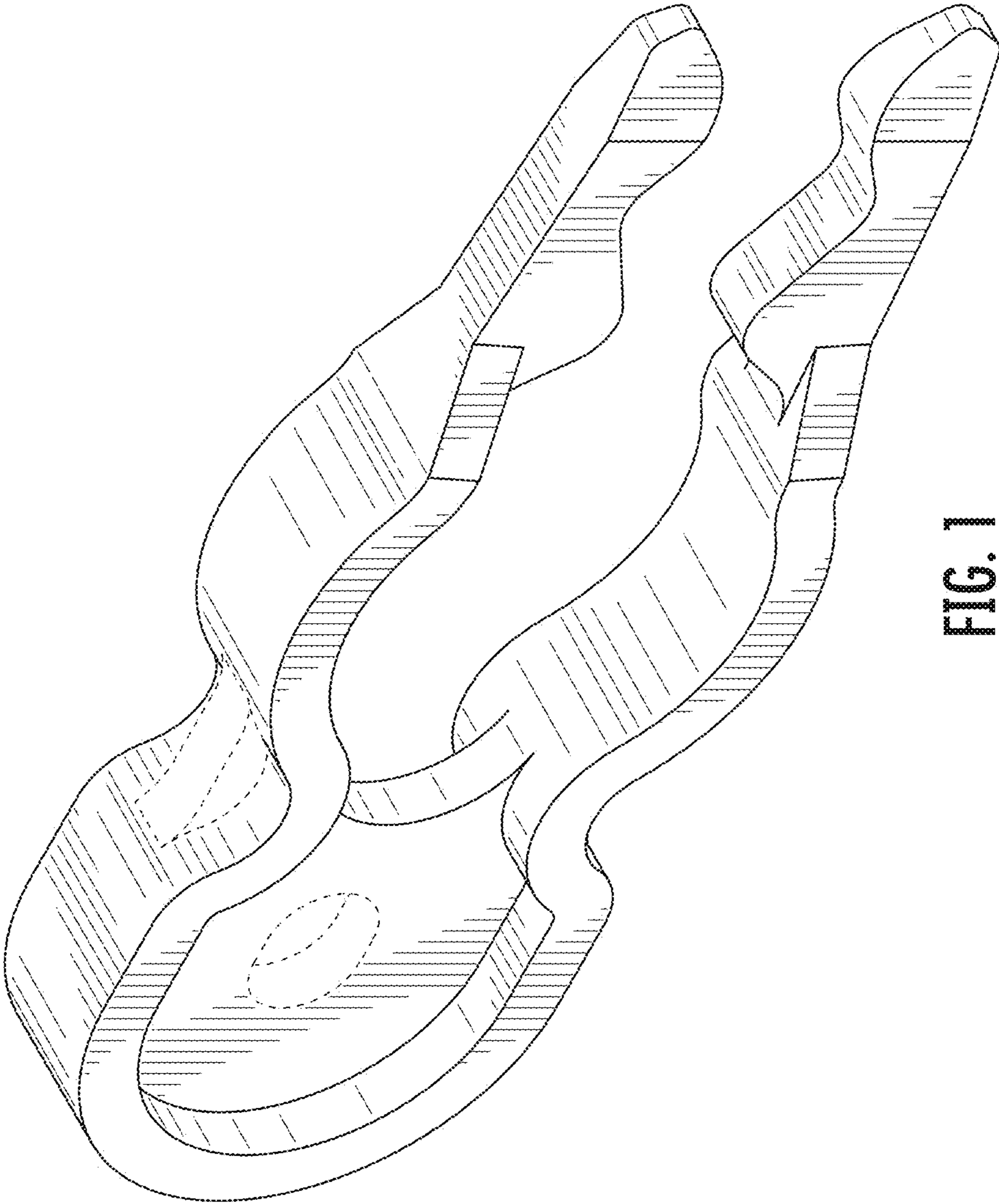


FIG. 1

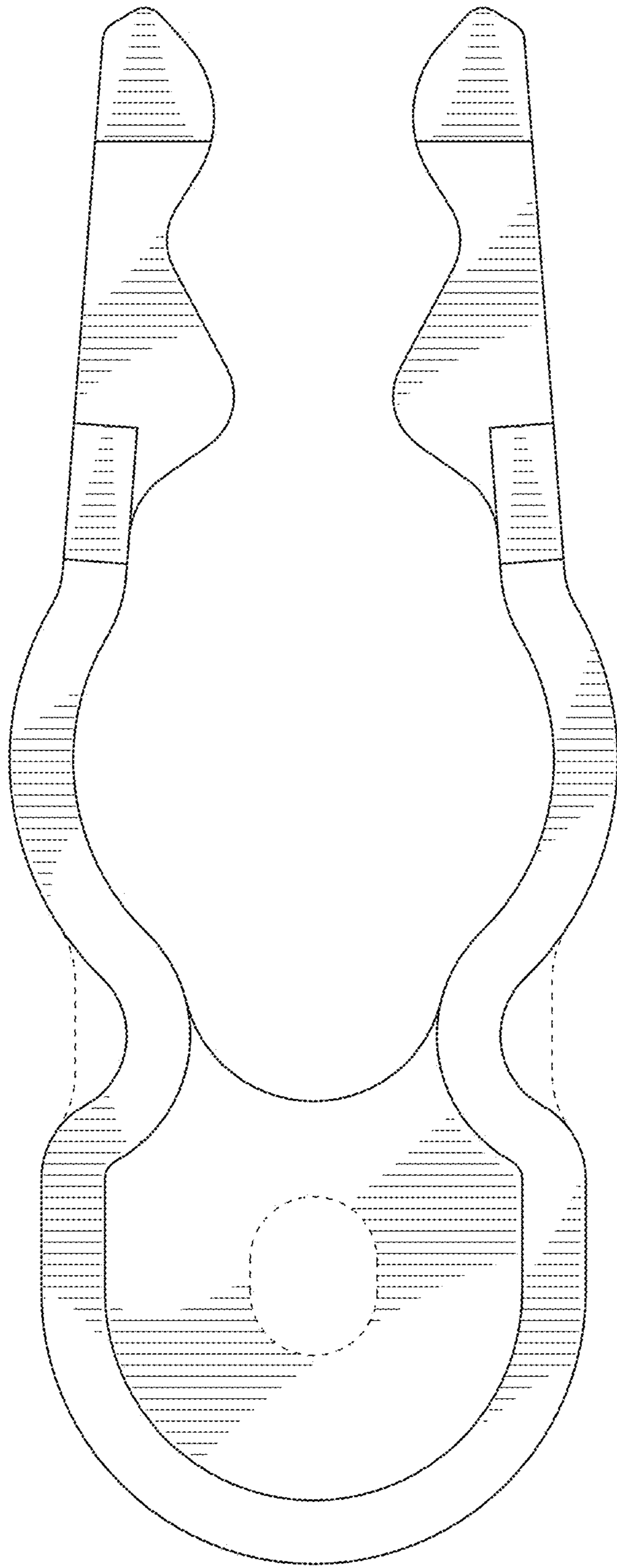


FIG. 2

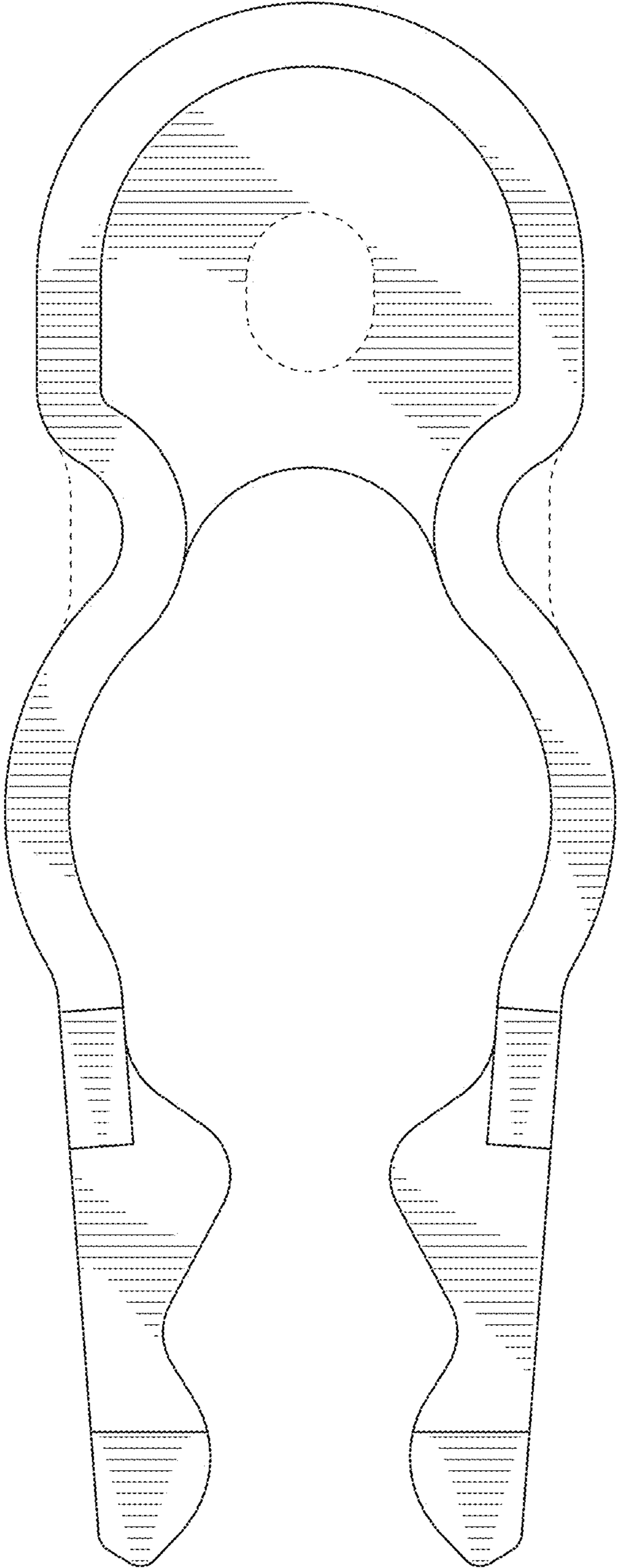


FIG. 3




FIG. 4




FIG. 5

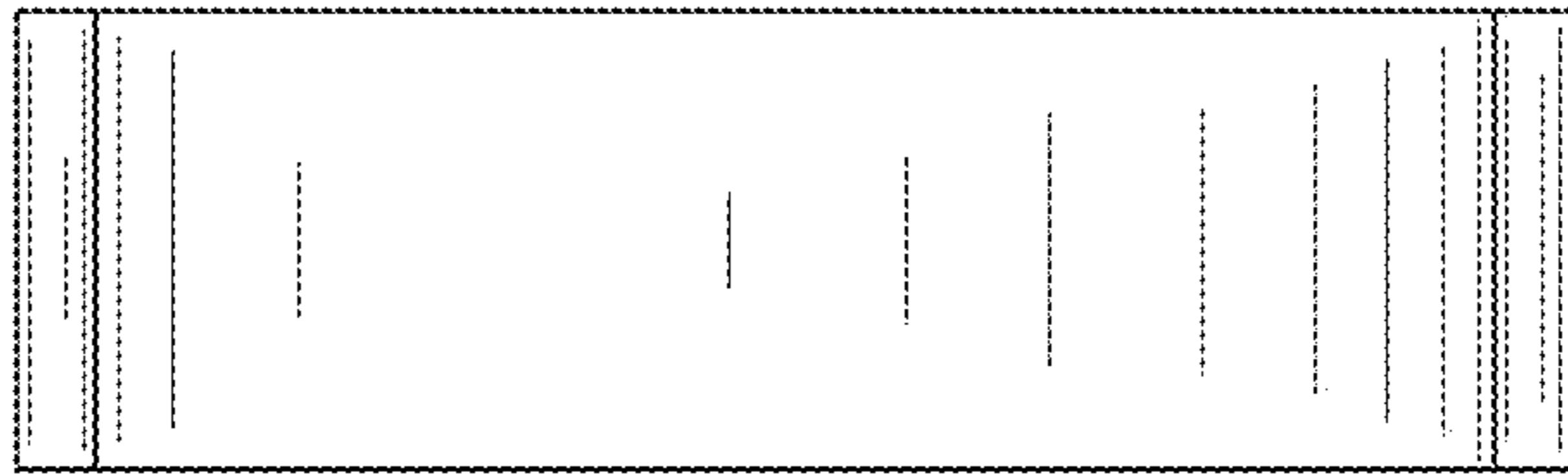


FIG. 7

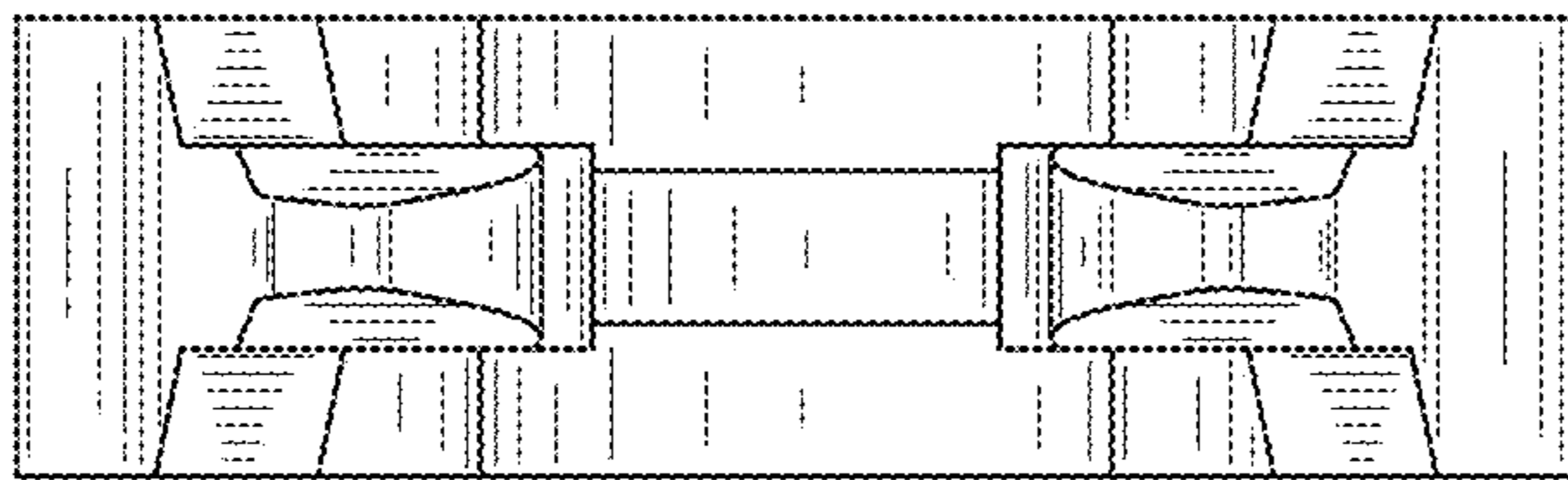


FIG. 6

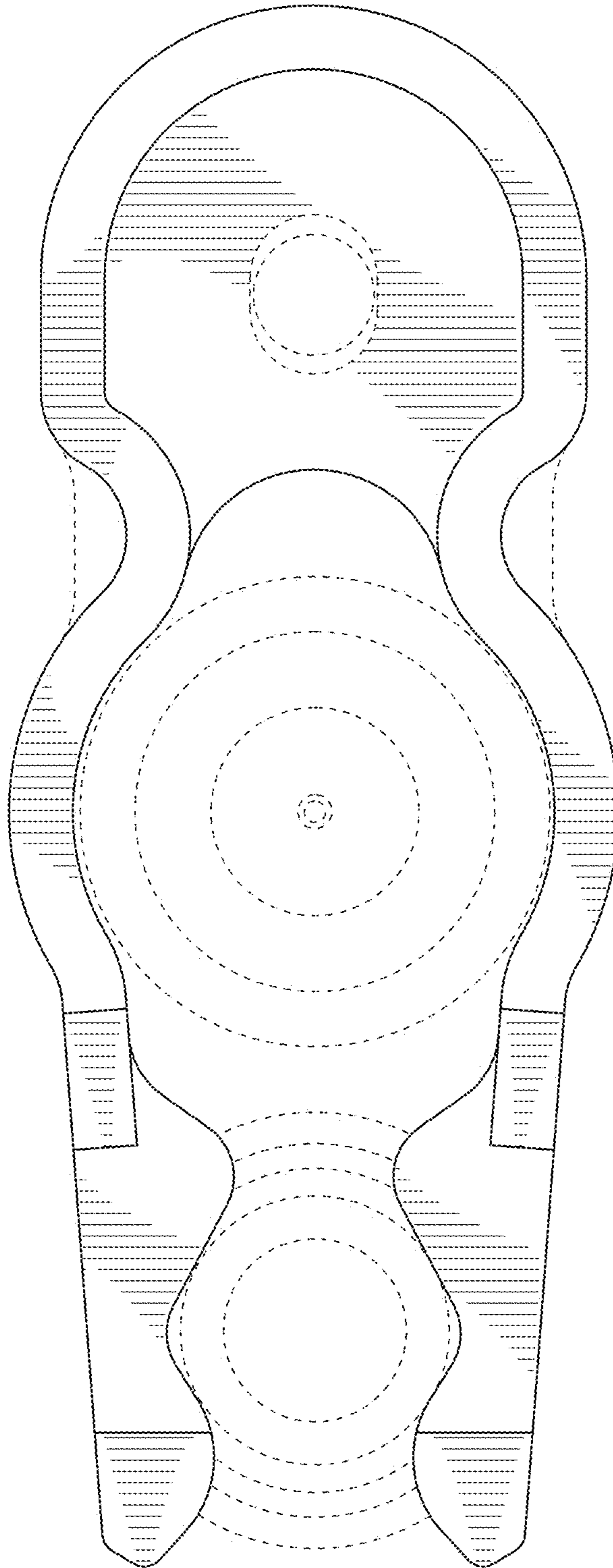


FIG. 8