



US00D940893S

(12) **United States Design Patent** (10) **Patent No.:** **US D940,893 S**
Wisherd et al. (45) **Date of Patent:** **** Jan. 11, 2022**

(54) **EXTRACTION DEVICE**
(71) Applicant: **American Laboratory Products Company, Ltd.**, Salem, NH (US)
(72) Inventors: **Christopher Wisherd**, Bedford, NH (US); **Sean Conley**, Windham, NH (US); **Steven Michael Faes**, Canisteo, NY (US); **Sriraj Patel**, Baldwinsville, NY (US); **Gary J. Kieffer**, Moravia, NY (US); **Todd Lindsay**, Marietta, NY (US); **Jacob Fry**, Auburn, NY (US)

D477,669 S 7/2003 Zhou
6,780,160 B2 8/2004 Zhou
6,921,370 B2 7/2005 Zhou
7,048,693 B2 5/2006 Zhou
7,163,514 B2 1/2007 Zhou
D743,571 S * 11/2015 Jackson D24/224
D776,291 S * 1/2017 Wan D24/216
D781,436 S * 3/2017 Suzuki D24/226
D890,359 S * 7/2020 Jackson D24/224
2005/0084842 A1 4/2005 O'Connor

(Continued)

FOREIGN PATENT DOCUMENTS

WO WO 2003/068398 A1 8/2003

OTHER PUBLICATIONS

Alfa Scientific Designs Inc., "Instant-View Fecal Occult Blood (FOB) II Test (Cassette)," 33-7603 Rev. D 030303, Aug. 12, 2004 (2 Pages).

(Continued)

Primary Examiner — Anhdao Doan
(74) *Attorney, Agent, or Firm* — Nixon Peabody LLP

(73) Assignee: **AMERICAN LABORATORY PRODUCTS COMPANY, LTD.**, Salem, NH (US)
(**) Term: **15 Years**
(21) Appl. No.: **29/701,169**
(22) Filed: **Aug. 8, 2019**
(51) **LOC (13) Cl.** **24-01**
(52) **U.S. Cl.**
USPC **D24/216**; D24/224
(58) **Field of Classification Search**
USPC D24/216, 219, 223–233, 186, 107, 121;
D10/81
CPC B01L 3/5029; B01L 3/508; B01L 3/5082;
B01L 3/50825; B01L 2300/046; B01L
2300/047; B01L 2300/049; B01L
2300/0832; A61B 10/0051; A61B 10/007;
A61B 10/0074; A61B 10/0038; A61B
10/0096
See application file for complete search history.

(57) **CLAIM**

The ornamental design for an extraction device, as shown and described.

DESCRIPTION

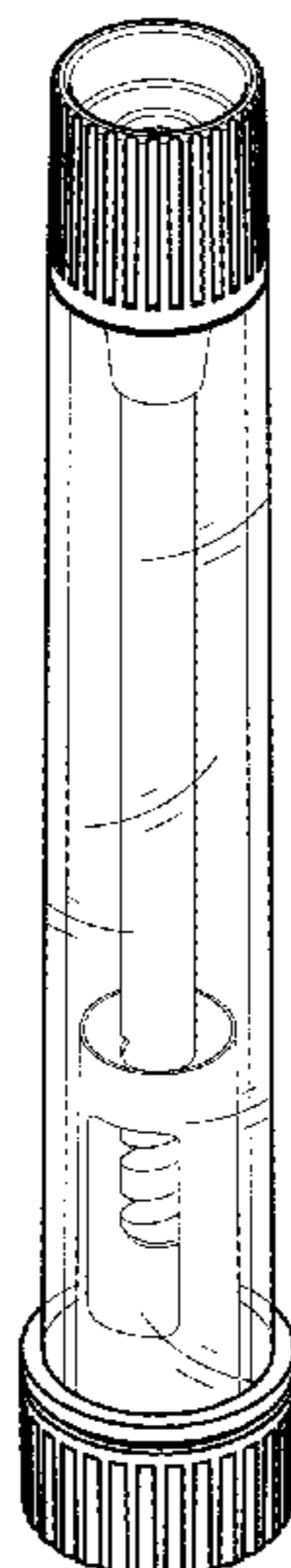
FIG. 1 is a top isometric view of an extraction device.
FIG. 2 is a bottom isometric view thereof.
FIG. 3 is a front side elevation view thereof, being identical to a rear side elevation view based on the radial symmetry of the device.
FIG. 4 is a left side elevation view thereof, being identical to a right side elevation view based on the radial symmetry of the device.
FIG. 5 is a top plan view thereof; and,
FIG. 6 is a bottom plan view thereof.

1 Claim, 3 Drawing Sheets

(56) **References Cited**

U.S. PATENT DOCUMENTS

5,316,732 A * 5/1994 Golukhov B01L 3/502
206/438
5,554,151 A 9/1996 Hinchliffe
5,869,003 A 2/1999 Nason



(56)

References Cited

U.S. PATENT DOCUMENTS

2007/0275475 A1* 11/2007 Liang B01L 3/502
436/165
2009/0005705 A1* 1/2009 Wan A61B 10/0038
600/573
2016/0278744 A1* 9/2016 Saito A61B 10/0038
2019/0117332 A1 4/2019 Davis
2019/0265134 A1* 8/2019 Ivosevic B01L 3/502

OTHER PUBLICATIONS

ScheBo Biotech, "ScheBo Pancreatic Elastase 1, Stool Test for Exocrine Pancreatic Function Testing," Oct. 1, 2017 (2 Pages).
Bühlmann Laboratories AG, "ScheBo Quick-Prer™, Faecal sample preparation kit," B-CAL-S050-U, Oct. 2, 2015 (2 Pages).
ALPCO, "Easy Stool Extraction Devices, For the storage and preparation of human stool samples for examination," Catalog Nos. 30-EZEX-100, Jan. 28, 2019 (5 Pages).
Extended European Search Report in European Patent Application No. EP 20190022.2, dated Jan. 11, 2021 (7 pages).

* cited by examiner

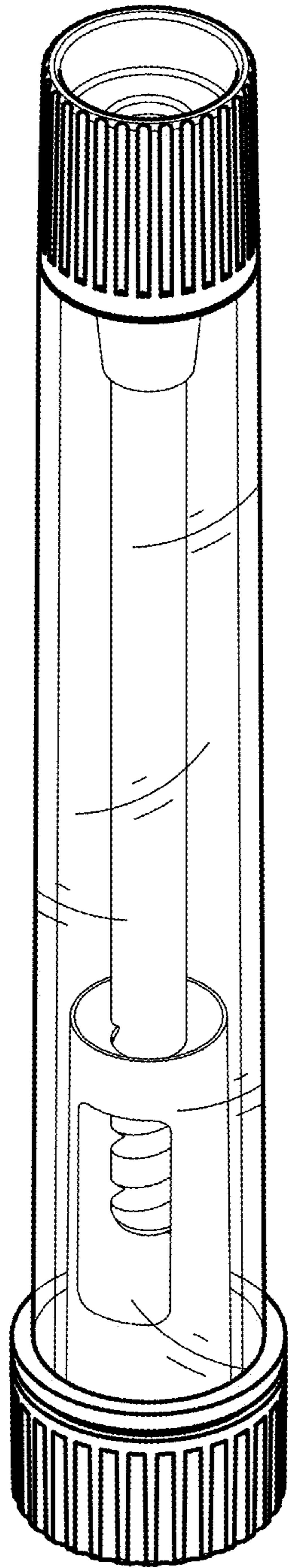


FIG. 1

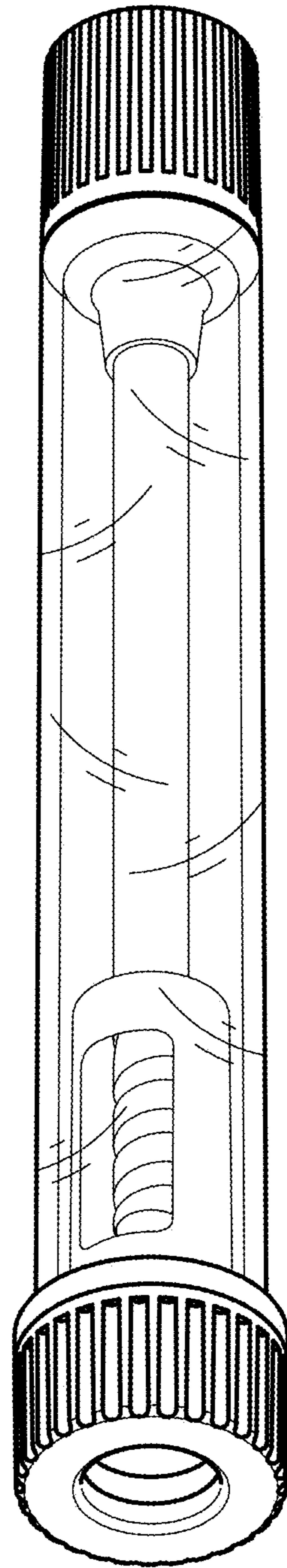


FIG. 2

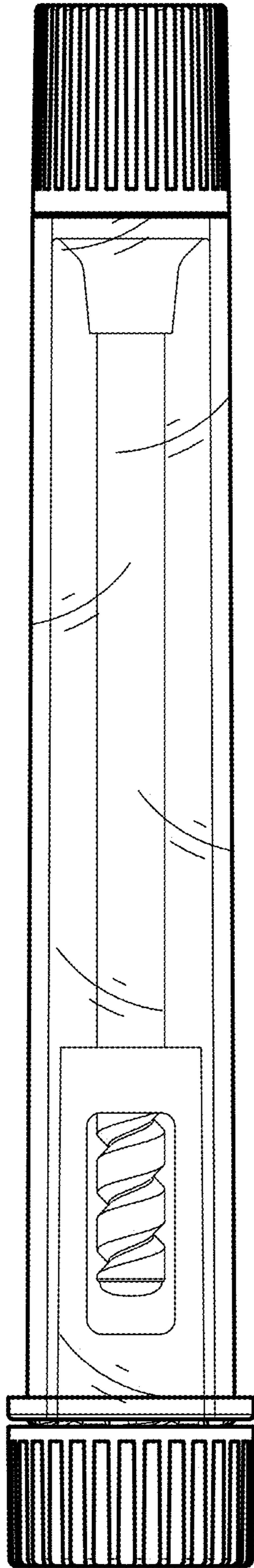


FIG. 3




FIG. 4

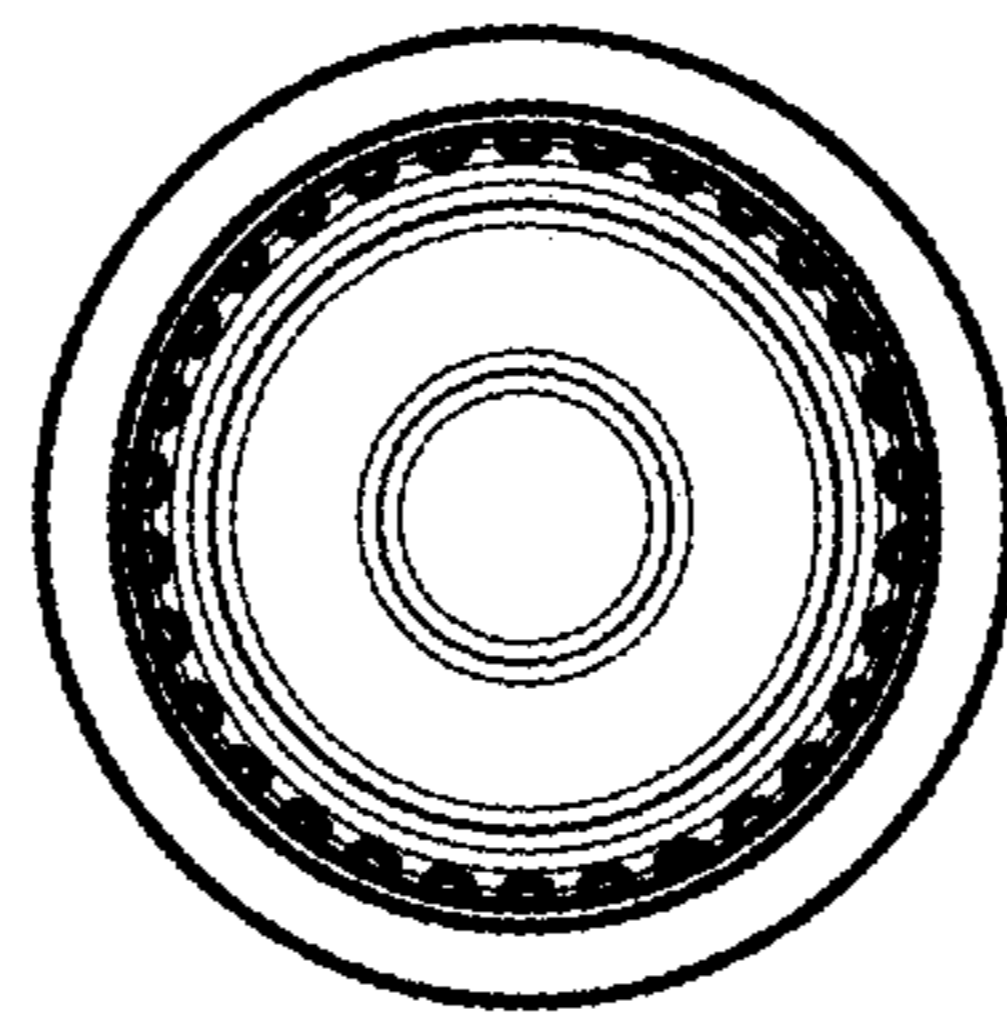


FIG. 5

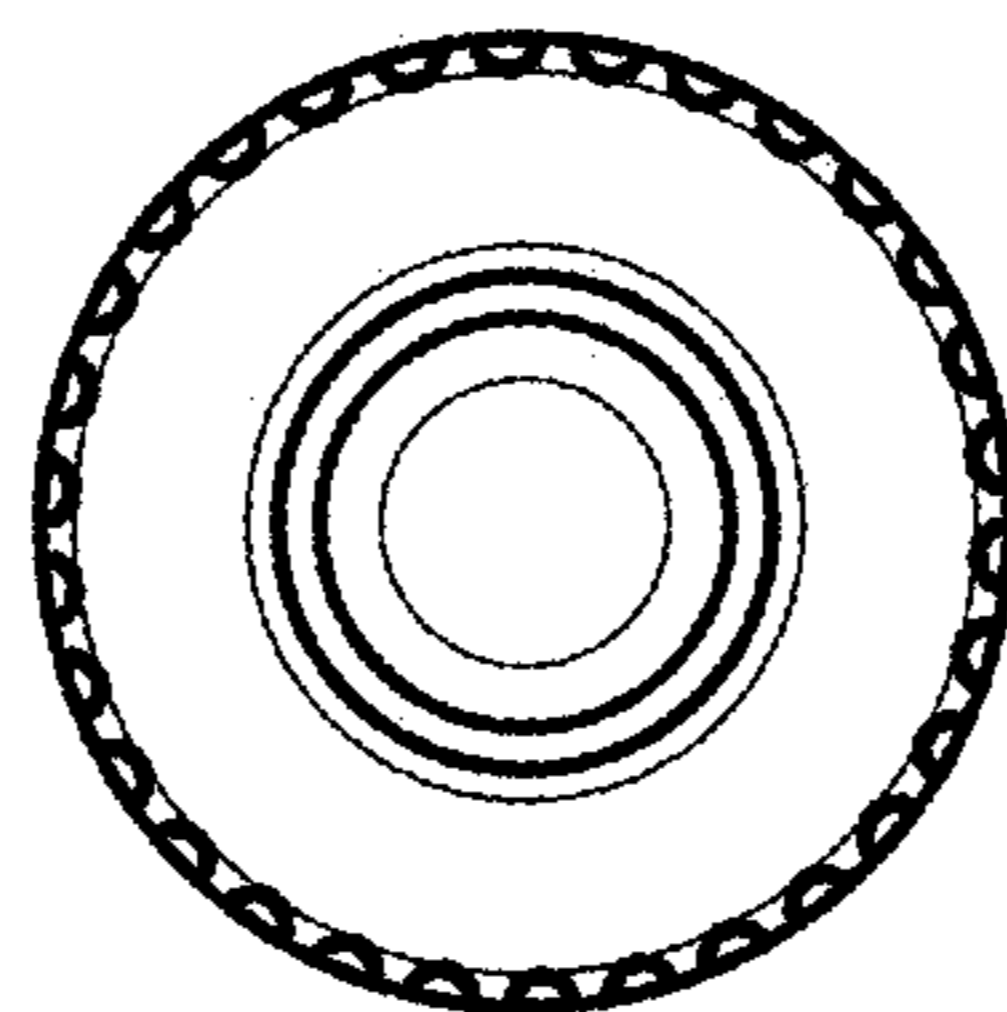


FIG. 6