



US00D940886S

(12) **United States Design Patent**  
**Shipley**

(10) **Patent No.:** **US D940,886 S**

(45) **Date of Patent:** **\*\* Jan. 11, 2022**

(54) **SPORTS TAPE**

(71) Applicant: **Taylor Shipley**, Encino, CA (US)

(72) Inventor: **Taylor Shipley**, Encino, CA (US)

(\*\*) Term: **15 Years**

(21) Appl. No.: **29/682,602**

(22) Filed: **Mar. 6, 2019**

(51) **LOC (13) Cl.** ..... **24-04**

(52) **U.S. Cl.**  
USPC ..... **D24/189**

(58) **Field of Classification Search**  
USPC ..... D24/186, 187, 200, 188-190, 168  
CPC ..... A61N 1/05; A61N 1/3752; A61N 1/0551;  
A61N 1/0553; A61B 5/04085; A61B  
5/6823; A61B 5/0006; A61B 5/04087;  
A61B 5/0022; A61B 5/0452; A61B  
5/6805; A61B 5/0402; A61B 5/073; A61B  
5/021

See application file for complete search history.

(56) **References Cited**

**U.S. PATENT DOCUMENTS**

- 2,748,766 A \* 6/1956 Coates ..... A61F 13/104  
602/58
- D432,656 S \* 10/2000 Nash ..... D24/189
- D621,518 S \* 8/2010 Arbesman ..... D24/189

- D717,960 S \* 11/2014 Einck ..... D24/187
- D760,396 S \* 6/2016 Bradford ..... D24/189
- D770,631 S \* 11/2016 Green ..... D24/189
- D782,687 S \* 3/2017 Mackay ..... D24/189
- D791,957 S \* 7/2017 Freshwater ..... D24/189
- D817,502 S \* 5/2018 Green ..... D24/189
- D874,659 S \* 2/2020 Wetmore ..... D24/187
- D878,608 S \* 3/2020 Tapper ..... A61N 5/0613  
D24/189
- D899,606 S \* 10/2020 Kang ..... D24/189
- 2012/0172923 A1 \* 7/2012 Fenton ..... A61F 5/08  
606/204.45

\* cited by examiner

*Primary Examiner* — Jennifer L Watkins

(74) *Attorney, Agent, or Firm* — Edwin Tarver

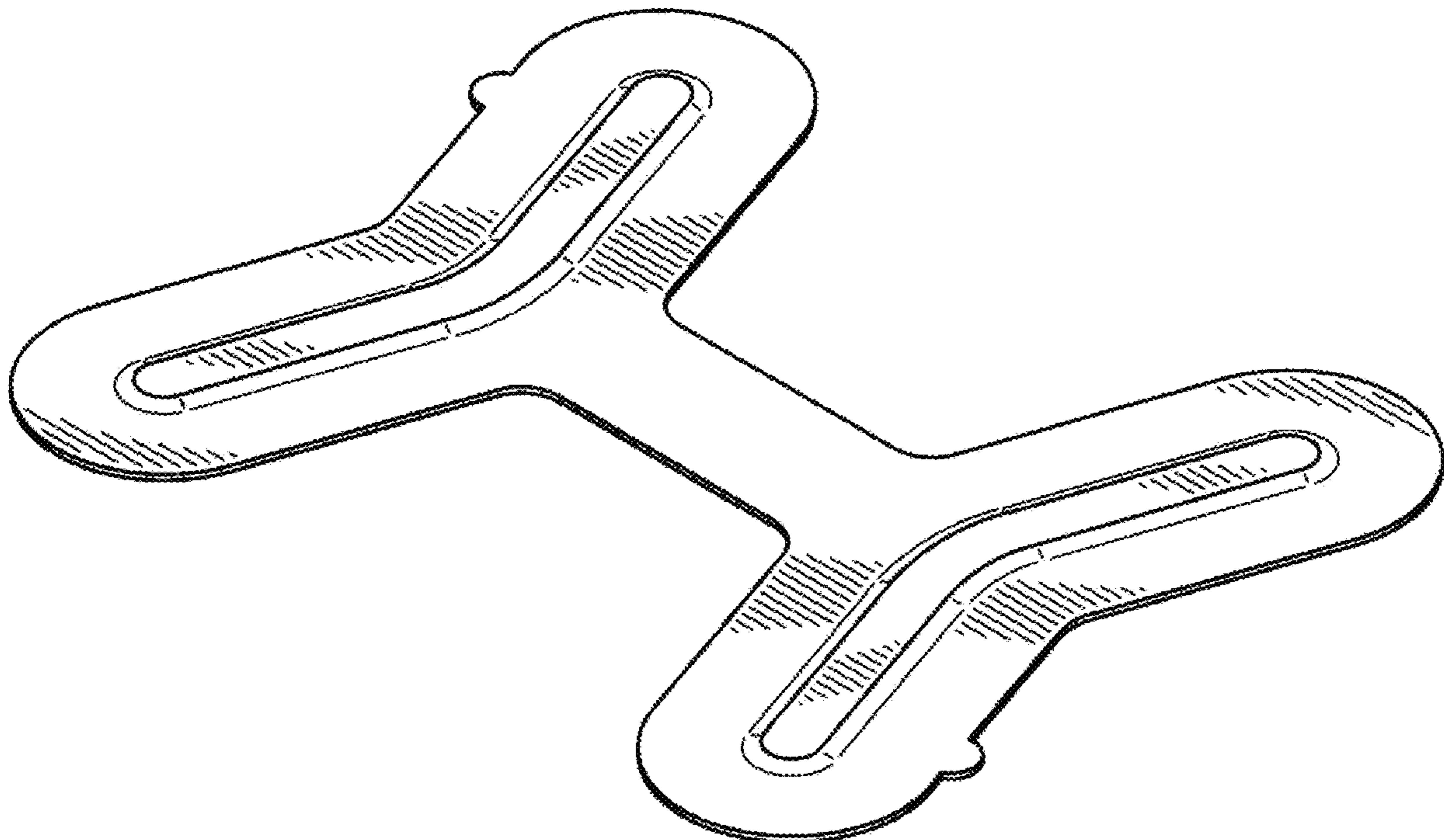
(57) **CLAIM**

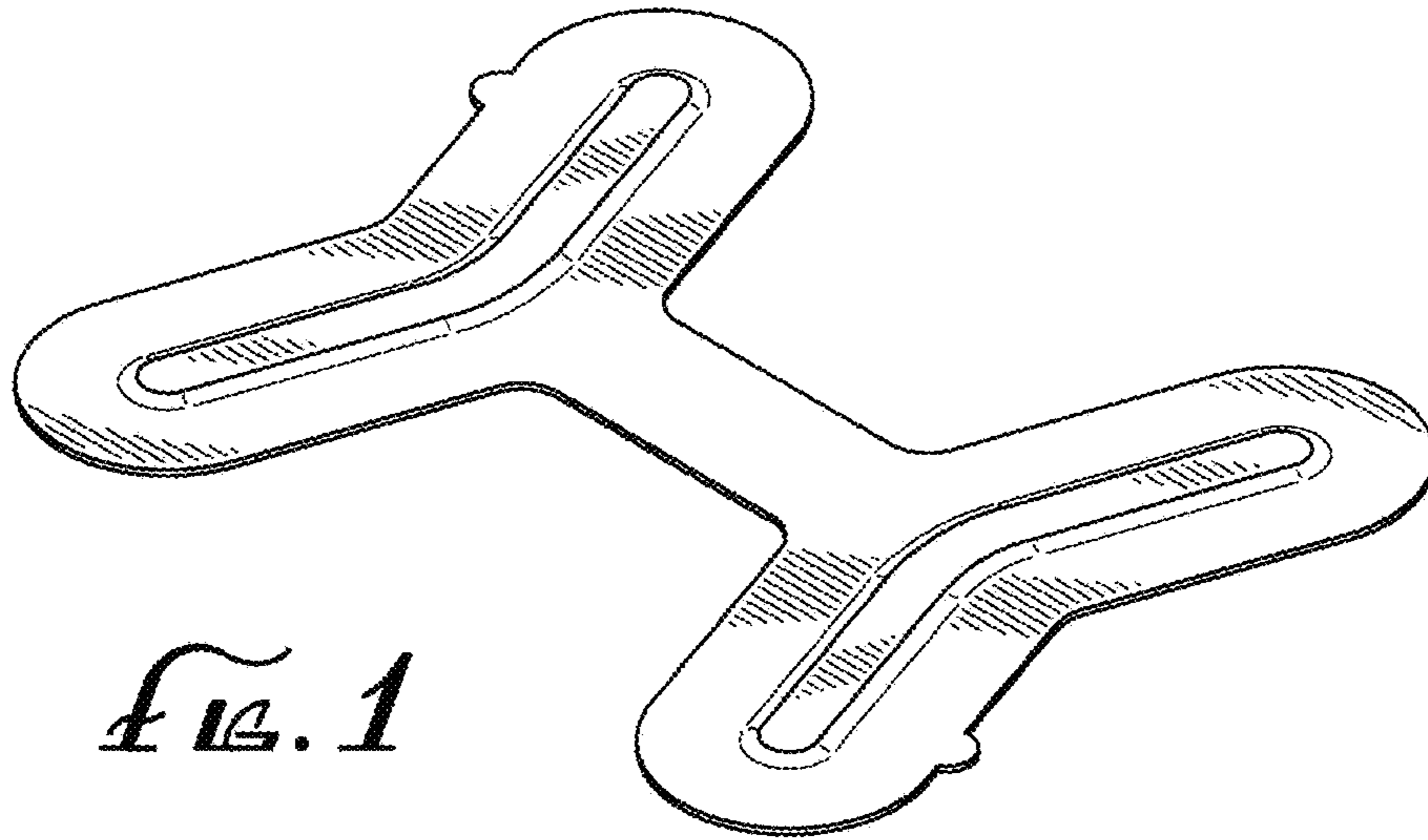
The ornamental design for a sports tape, as shown and described.

**DESCRIPTION**


FIG. 1 is a perspective view of a sports tape;  
FIG. 2 is a top elevation view of the sports tape;  
FIG. 3 is a bottom elevation view of the sports tape;  
FIG. 4 is a left side elevation view of the sports tape;  
FIG. 5 is a right side elevation view of the sports tape;  
FIG. 6 is a front elevation view of the sports tape; and,  
FIG. 7 is a rear elevation view of the sports tape.

**1 Claim, 2 Drawing Sheets**







*Fig. 1*




*Fig. 2*



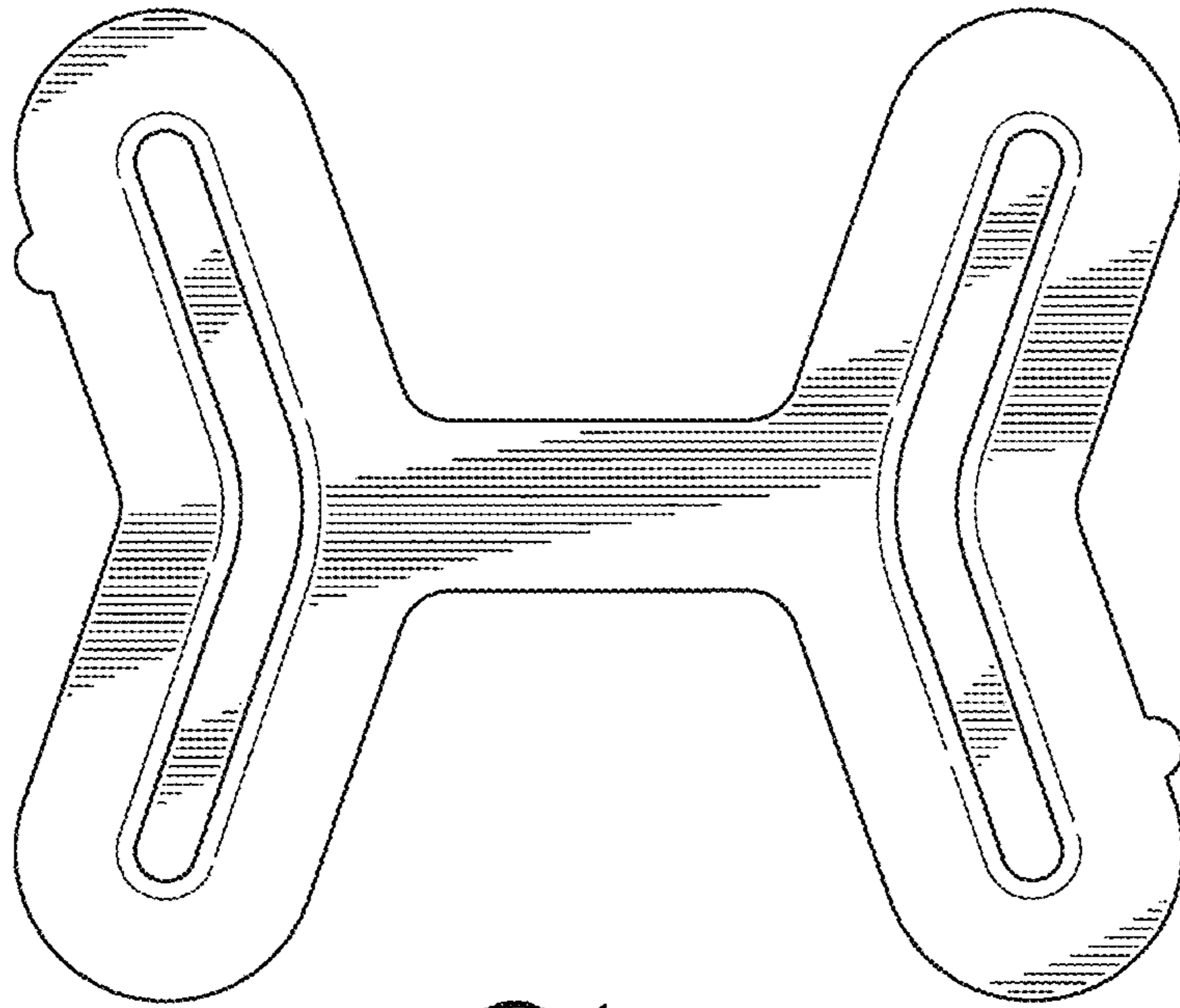
*Fig. 3*



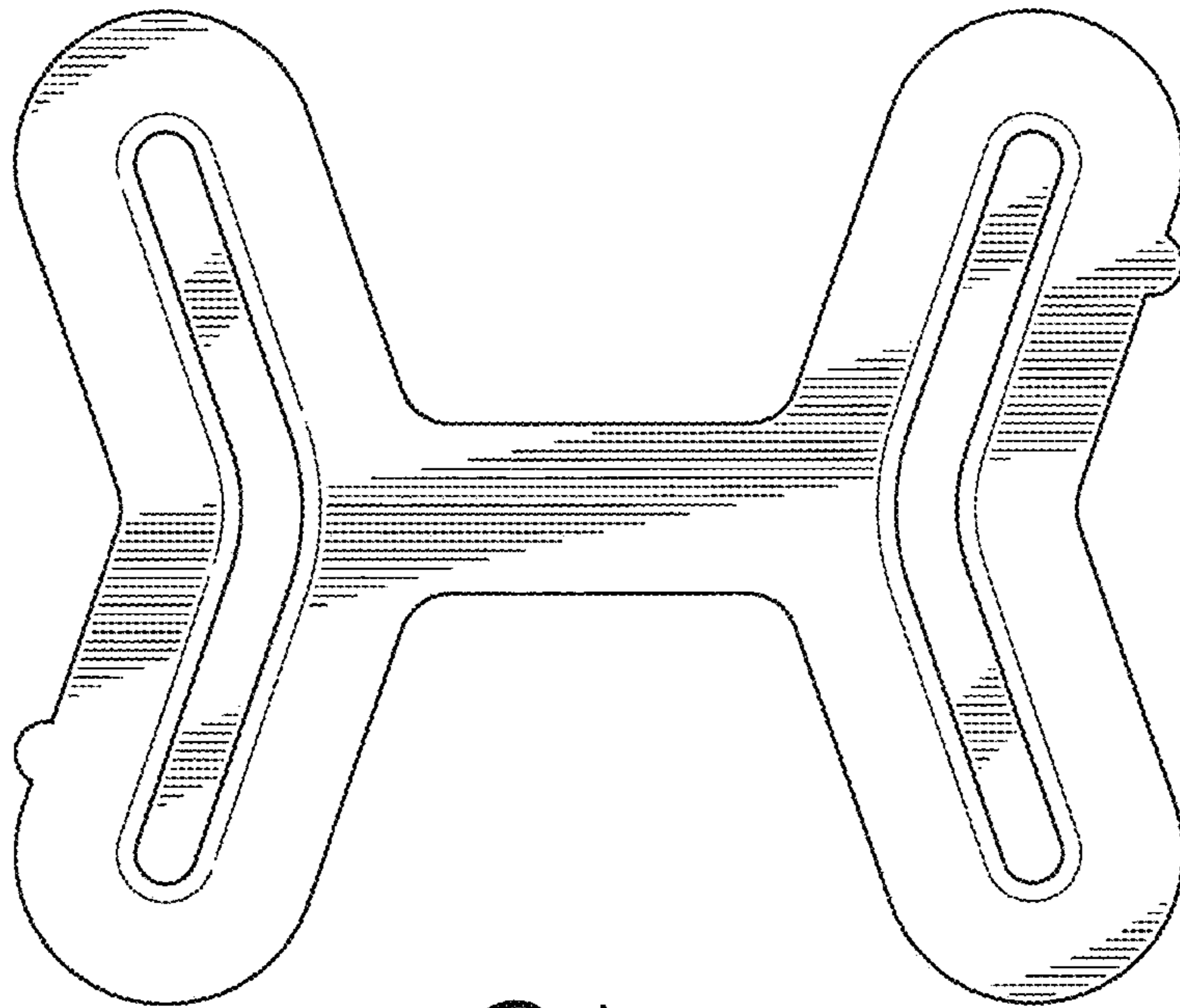
*Fig. 4*



*Fig. 5*



*FIG. 6*



*FIG. 7*