



US00D940884S

(12) **United States Design Patent**
Bowman

(10) **Patent No.:** **US D940,884 S**
(45) **Date of Patent:** **** Jan. 11, 2022**

(54) **BANDAGE**

(71) Applicant: **Medline Industries, LP**, Northfield, IL (US)

(72) Inventor: **Michael Bowman**, Chicago, IL (US)

(73) Assignee: **Medline Industries, LP**, Northfield, IL (US)

(**) Term: **15 Years**

(21) Appl. No.: **29/678,992**

(22) Filed: **Jan. 31, 2019**

Related U.S. Application Data

(63) Continuation of application No. 14/216,484, filed on Mar. 17, 2014, now Pat. No. 10,342,708.

(51) **LOC (13) Cl.** **24-04**

(52) **U.S. Cl.**
USPC **D24/189**

(58) **Field of Classification Search**
USPC D24/189, 206
CPC A61L 15/26; A61L 15/58; A61L 15/60;
A61L 15/425; A61F 13/0203; A61F 13/0246; A61F 2013/00748; A61F 13/0223; A61F 13/0276; A61F 13/022; A61F 2013/00604; A61F 2013/00846; A61F 13/0206; A61F 13/023; A61F 2013/00578; A61F 2013/00587; A61F 2013/00804; A61F 2013/00885; A61F 2013/53445; A61F 2013/51078
See application file for complete search history.

(56) **References Cited**

U.S. PATENT DOCUMENTS

D205,575 S * 8/1966 Cumming et al. D24/189
D288,363 S * 2/1987 Wallstrom D24/125
4,867,150 A 9/1989 Gilbert

D348,517 S * 7/1994 McDermott D24/206
D391,639 S * 3/1998 Dunshee D24/189
D409,357 S * 5/1999 Hirata D2/610
D413,389 S * 8/1999 Owen, Jr. D24/189
6,150,609 A 11/2000 Baldwin
D440,315 S * 4/2001 Hassenbein D24/189
D442,285 S * 5/2001 Perry D24/206
D463,564 S * 9/2002 Siegwart D24/189
6,455,752 B1 9/2002 Vesey
6,512,160 B1 1/2003 Rutsky
6,924,411 B2 8/2005 Reider
7,988,742 B2 8/2011 Stein et al.
D714,672 S * 10/2014 Park D11/3
D728,803 S * 5/2015 Sinda D24/189

(Continued)

OTHER PUBLICATIONS

Watkins, Jennifer , "NonFinal Office Action", U.S. Appl. No. 29/678,993, filed Jan. 31, 2019; dated Jul. 30, 2020.

(Continued)

Primary Examiner — Jennifer L Watkins

(74) *Attorney, Agent, or Firm* — Philip H. Burrus, IV

(57) **CLAIM**

The ornamental design for a bandage, as shown and described.

DESCRIPTION

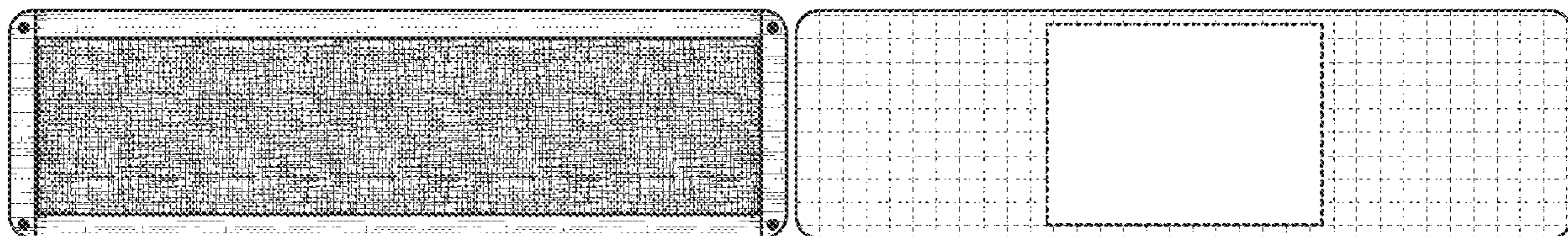
FIG. 1 is a front elevation view of a bandage showing my new design; and,

FIG. 2 is a rear elevation view thereof.

The dashed lines are included for the purpose of illustrating use and environment and form no part of the claimed design. The evenly dashed cross-patterned dashes in FIG. 2 and the surfaces in side of them depict an adhesive surface and form no part of the claim.

The heavy dashed broken lines in FIG. 2 depict a bandage pad and form no part of the claim.

1 Claim, 1 Drawing Sheet



(56)

References Cited

U.S. PATENT DOCUMENTS

D745,689 S * 12/2015 Chan D24/189
10,537,499 B2 * 1/2020 Boswell A61K 8/678
D890,355 S * 7/2020 Nordeen D24/206
2002/0040202 A1 4/2002 Levin
2004/0082897 A1 * 4/2004 Rangel A61L 15/58
602/59
2004/0246106 A1 12/2004 Kain
2006/0229540 A1 10/2006 Atwood
2007/0010776 A1 1/2007 Price
2013/0046261 A1 2/2013 Reif
2013/0131565 A1 5/2013 Dallafor
2015/0239614 A1 8/2015 Aeri
2015/0257935 A1 * 9/2015 Bowman A61F 13/0226
602/59

OTHER PUBLICATIONS

Hicks, Victoria , "Final OA", U.S. Appl. No. 14/216,484, filed Mar. 17, 2014; dated Jul. 26, 2016.
Hicks, Vitoria , "NonFinal OA", U.S. Appl. No. 14/216,484, filed Mar. 17, 2014; dated Mar. 31, 2016.
Hicks, Victoria , "Appeal Decision", U.S. Appl. No. 14/216,484, filed Mar. 17, 2014; dated Dec. 11, 2018.
Hicks, Victoria , "Notice of Allowance", U.S. Appl. No. 14/216,484, filed Mar. 17, 2014; dated Feb. 27, 2019.

* cited by examiner

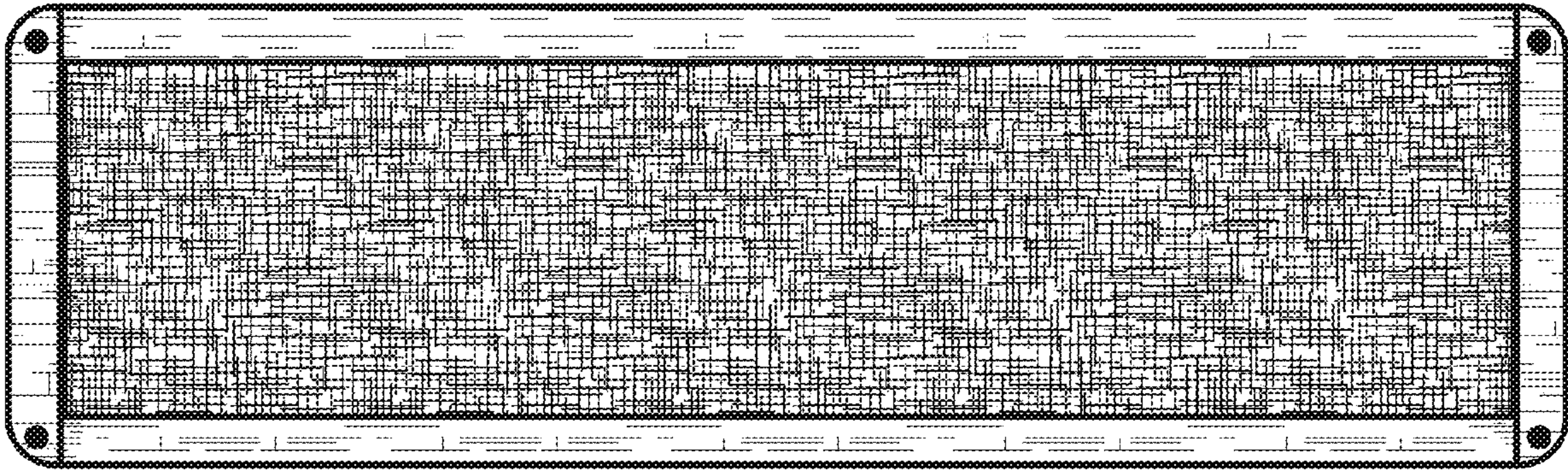


FIG. 1




FIG. 2