



US00D940852S

(12) **United States Design Patent**  
**Tidmore et al.**

(10) **Patent No.:** **US D940,852 S**  
(45) **Date of Patent:** **\*\* Jan. 11, 2022**

- (54) **VITAMIN**
- (71) Applicant: **Vida Supplies, LLC**, Hernando, MS (US)
- (72) Inventors: **Triston Tidmore**, Hernando, MS (US);  
**Taylor Tidmore**, Hernando, MS (US)
- (73) Assignee: **VIDA SUPPLIES LLC**, Hernando, MS (US)

D224,653 S *	8/1972	Wiethop .....	D24/102
D227,666 S *	7/1973	Modelevsky et al. ....	D24/102
D228,128 S *	8/1973	Modelevsky et al. ....	D24/102
D229,749 S *	1/1974	Modelevsky et al. ....	D24/102
D324,123 S *	2/1992	Schuppan .....	D1/110
D354,807 S *	1/1995	Bennell .....	D1/107
D372,083 S *	7/1996	Williams .....	D21/606
D373,188 S *	8/1996	Williams .....	D24/104
D446,879 S	8/2001	Sehl	
D455,674 S	4/2002	Ancona	
D596,738 S *	7/2009	Chen .....	D24/102

(\*\*) Term: **15 Years**

(21) Appl. No.: **29/744,889**

(22) Filed: **Jul. 31, 2020**

(51) **LOC (13) Cl.** ..... **24-01**

(52) **U.S. Cl.**  
USPC ..... **D24/100**

(58) **Field of Classification Search**  
USPC ..... D24/100-104  
CPC ..... A61K 9/20; A61K 9/209; A61K 9/2077;  
A61K 9/5078; A61K 9/4891; A61K  
9/167; A61K 9/2072; A61K 9/2081;  
A61K 9/2086; A61K 8/11  
See application file for complete search history.

(56) **References Cited**

**U.S. PATENT DOCUMENTS**

D62,712 S *	7/1923	Durante .....	D24/102
D220,393 S *	4/1971	Kroninger, Jr. et al. ....	D24/102
D223,912 S *	6/1972	Wiethop .....	D24/102
D224,103 S *	7/1972	Wiethop .....	D24/102

\* cited by examiner

*Primary Examiner* — Charles D Hanson

(57) **CLAIM**

The ornamental design for a vitamin, as shown and described.

**DESCRIPTION**

FIG. 1 is a front bottom perspective view of a vitamin showing the claimed design;  
FIG. 2 is a front perspective view thereof;  
FIG. 3 is a front right side view thereof;  
FIG. 4 is a front left side view thereof;  
FIG. 5 is a front top perspective view thereof;  
FIG. 6 is a rear bottom perspective view thereof;  
FIG. 7 is a rear perspective view thereof;  
FIG. 8 is a rear right side view thereof;  
FIG. 9 is a rear left side view thereof; and,  
FIG. 10 is a rear top perspective view thereof.

**1 Claim, 10 Drawing Sheets**



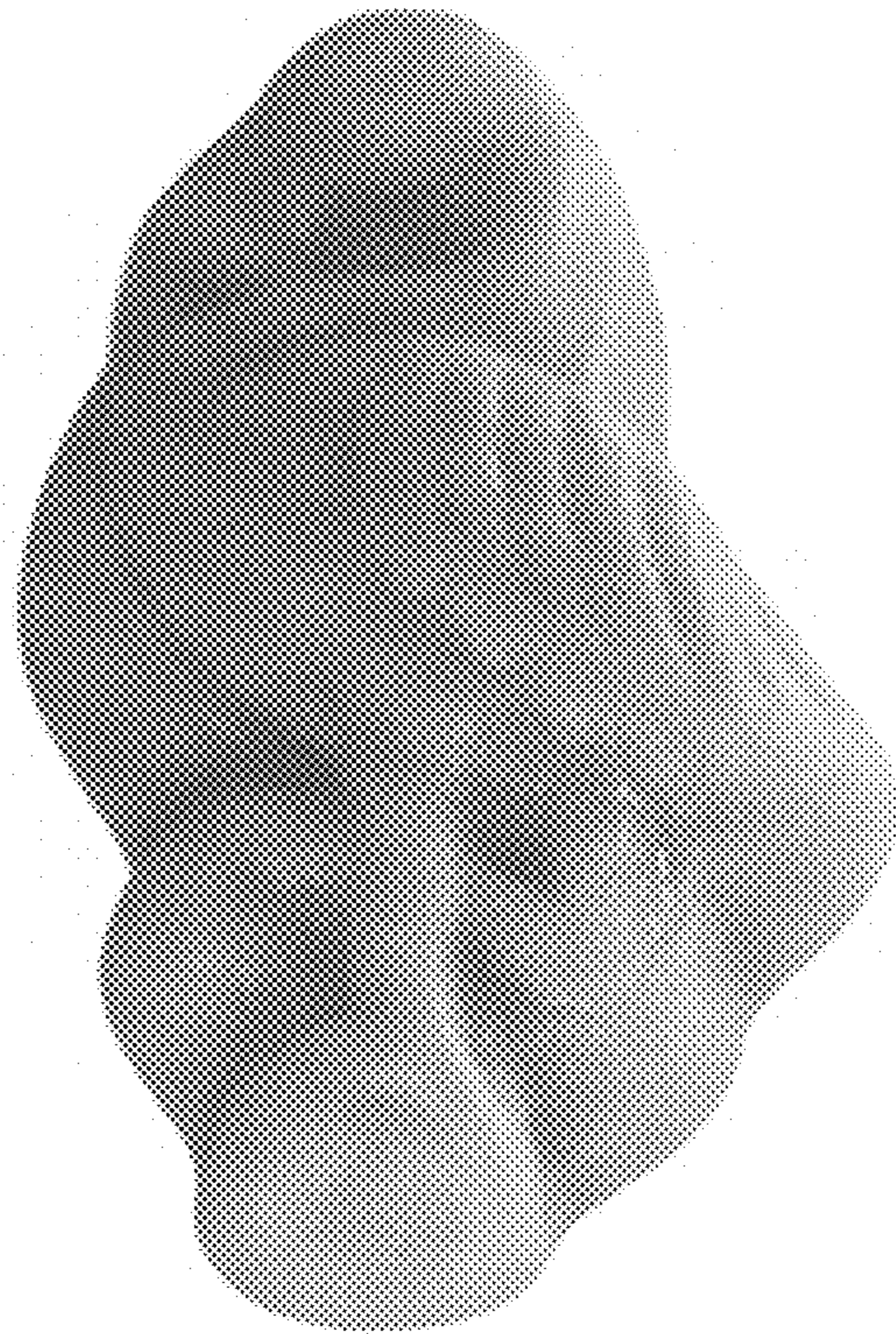


Fig. 1

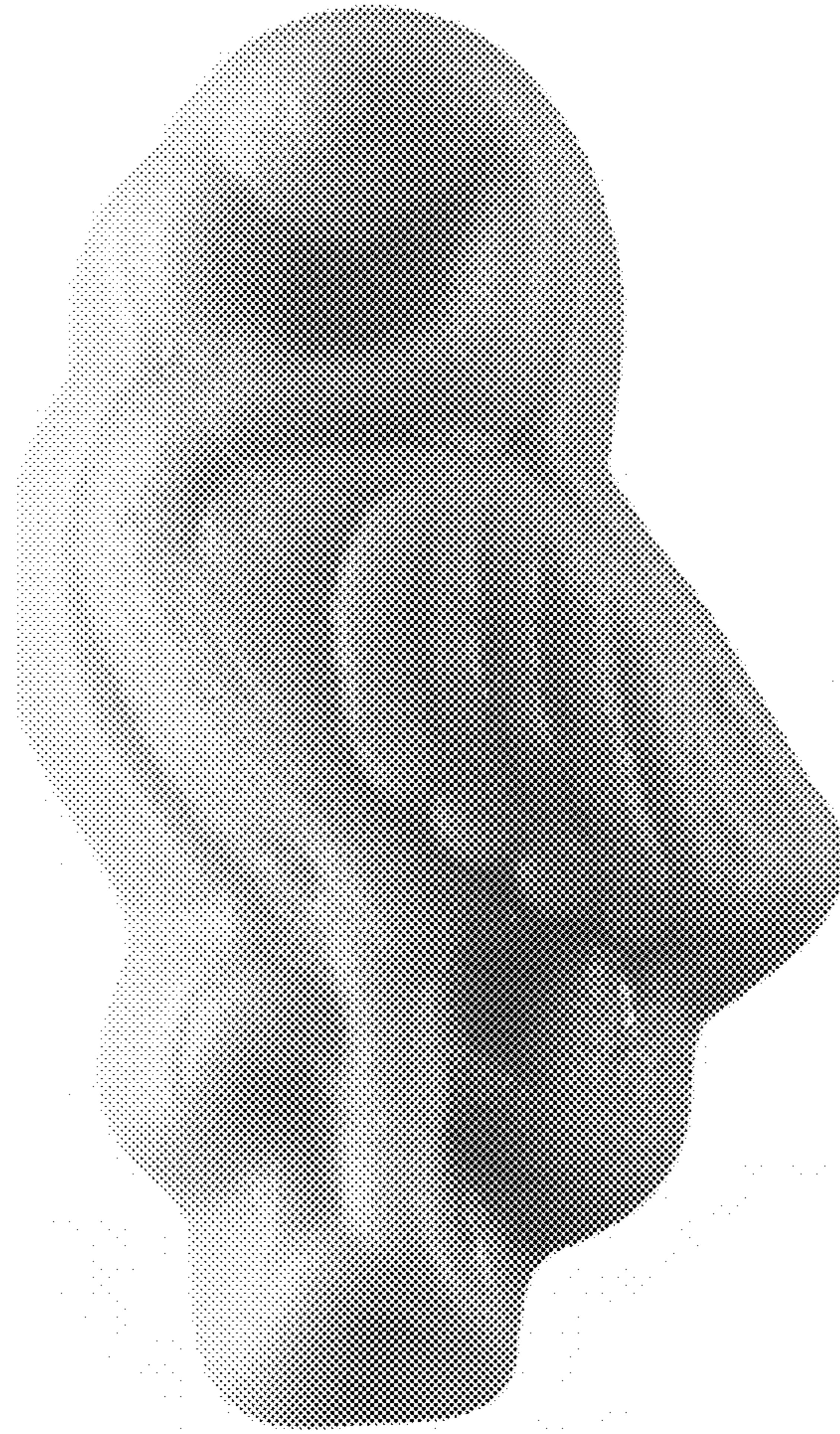


Fig. 2




Fig. 3

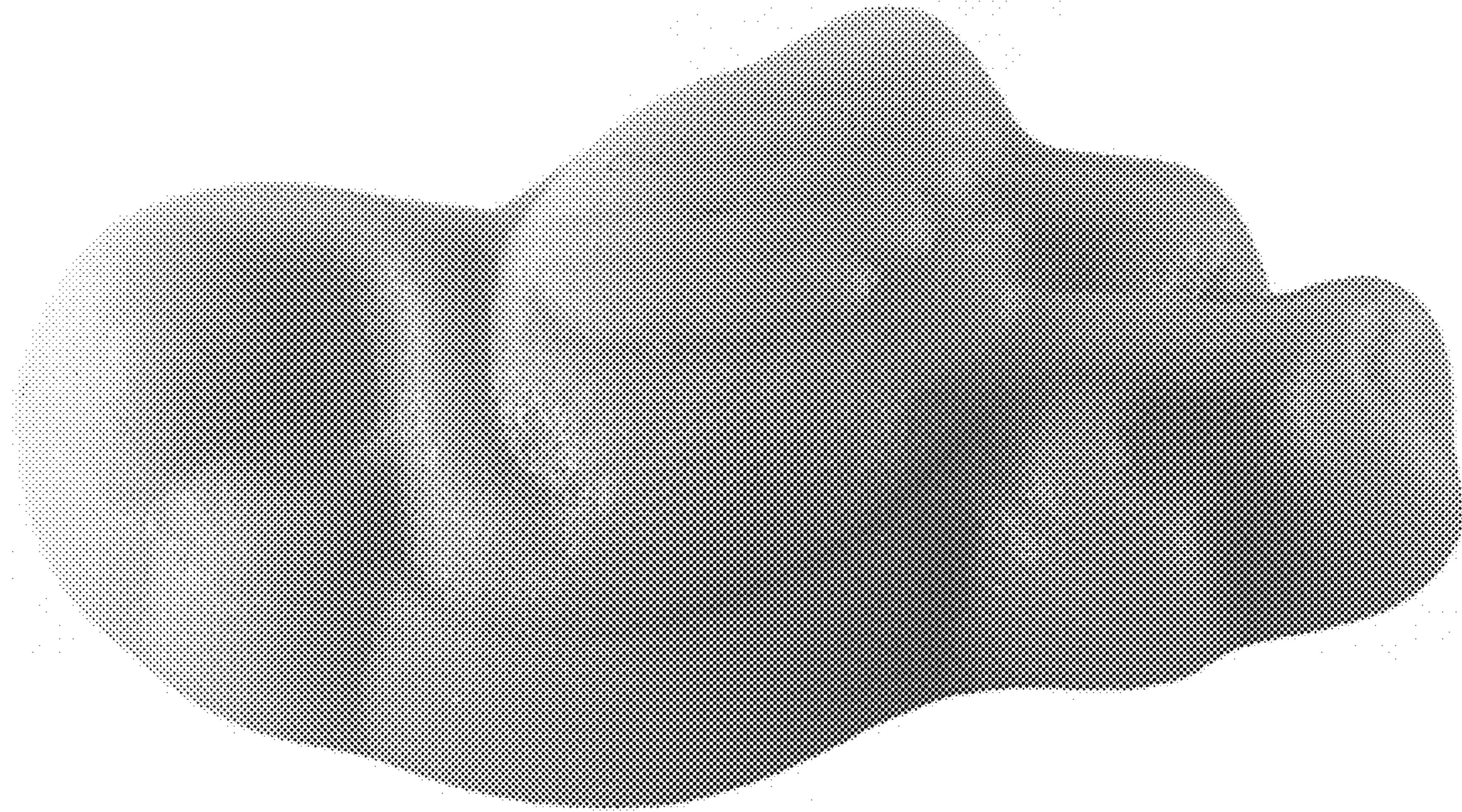


Fig. 4



Fig. 5




Fig. 6




Fig. 7






Fig. 8




Fig. 9



Fig. 10