



US00D940845S

(12) **United States Design Patent**  
**Nakagawa**

(10) **Patent No.:** **US D940,845 S**  
(45) **Date of Patent:** **\*\* Jan. 11, 2022**

(54) **AIR PURIFIER**

(71) Applicant: **Ryouichi Nakagawa**, Osaka (JP)

(72) Inventor: **Ryouichi Nakagawa**, Osaka (JP)

(73) Assignee: **DAIKIN INDUSTRIES, LTD.**, Osaka (JP)

(\*\*) Term: **15 Years**

(21) Appl. No.: **29/722,509**

(22) Filed: **Jan. 30, 2020**

(30) **Foreign Application Priority Data**

Aug. 21, 2019 (JP) ..... 2019-018486

(51) **LOC (13) Cl.** ..... **23-04**

(52) **U.S. Cl.**  
USPC ..... **D23/364**

(58) **Field of Classification Search**  
USPC ..... D23/332-333, 335, 352, 355-365, 369  
CPC .. A61L 9/16; A61L 9/22; B01D 47/00; B01D 47/027; B01D 2221/02; B01D 2259/4508; F24F 3/16; F24F 13/20; F24F 13/28  
See application file for complete search history.

(56) **References Cited**

**U.S. PATENT DOCUMENTS**

D380,255 S *	6/1997	Aihara	.....	D23/333
D402,361 S *	12/1998	Nepsund	.....	D23/365
D517,671 S *	3/2006	Chen	.....	D23/364
D543,266 S *	5/2007	Chen	.....	D23/364
D657,036 S *	4/2012	Vetu	.....	B03C 3/64
				D23/364
D734,445 S *	7/2015	Huang	.....	D23/364
D806,847 S *	1/2018	Kim	.....	D23/364
D819,798 S *	6/2018	Hwang	.....	D23/364
D889,620 S *	7/2020	Victorin	.....	D23/364
D914,862 S *	3/2021	Makipaa	.....	H04M 1/21
				D23/364

D921,868 S *	6/2021	Park	.....	D23/364
2010/0140371 A1 *	6/2010	Zuo	.....	H04M 1/21
				239/34
2020/0139381 A1 *	5/2020	Hu	.....	B03C 3/64

**FOREIGN PATENT DOCUMENTS**

CN	302682161	*	7/2013
CN	303566400	*	8/2015

**OTHER PUBLICATIONS**

Medify Air Purifier found on Jul. 2, 2021 at <https://www.amazon.com/Medify-MA-35-Air-Purifier-filter/dp/B08GMC9MK6/> (Year: 2020).\*

\* cited by examiner

*Primary Examiner* — Karen S Acker

*Assistant Examiner* — Jonathan E Fiencke

(74) *Attorney, Agent, or Firm* — Manabu Kanesaka

(57) **CLAIM**

The ornamental design for an air purifier, as shown and described.

**DESCRIPTION**

FIG. 1 is a perspective view of an air purifier showing my new design;  
FIG. 2 is a front view thereof;  
FIG. 3 is a rear view thereof;  
FIG. 4 is a top plan view thereof;  
FIG. 5 is a bottom plan view thereof;  
FIG. 6 is a left side view thereof; and,  
FIG. 7 is a right side view thereof.  
The broken lines in the drawings depict portions of the air purifier that form no part of the claimed design.

**1 Claim, 3 Drawing Sheets**

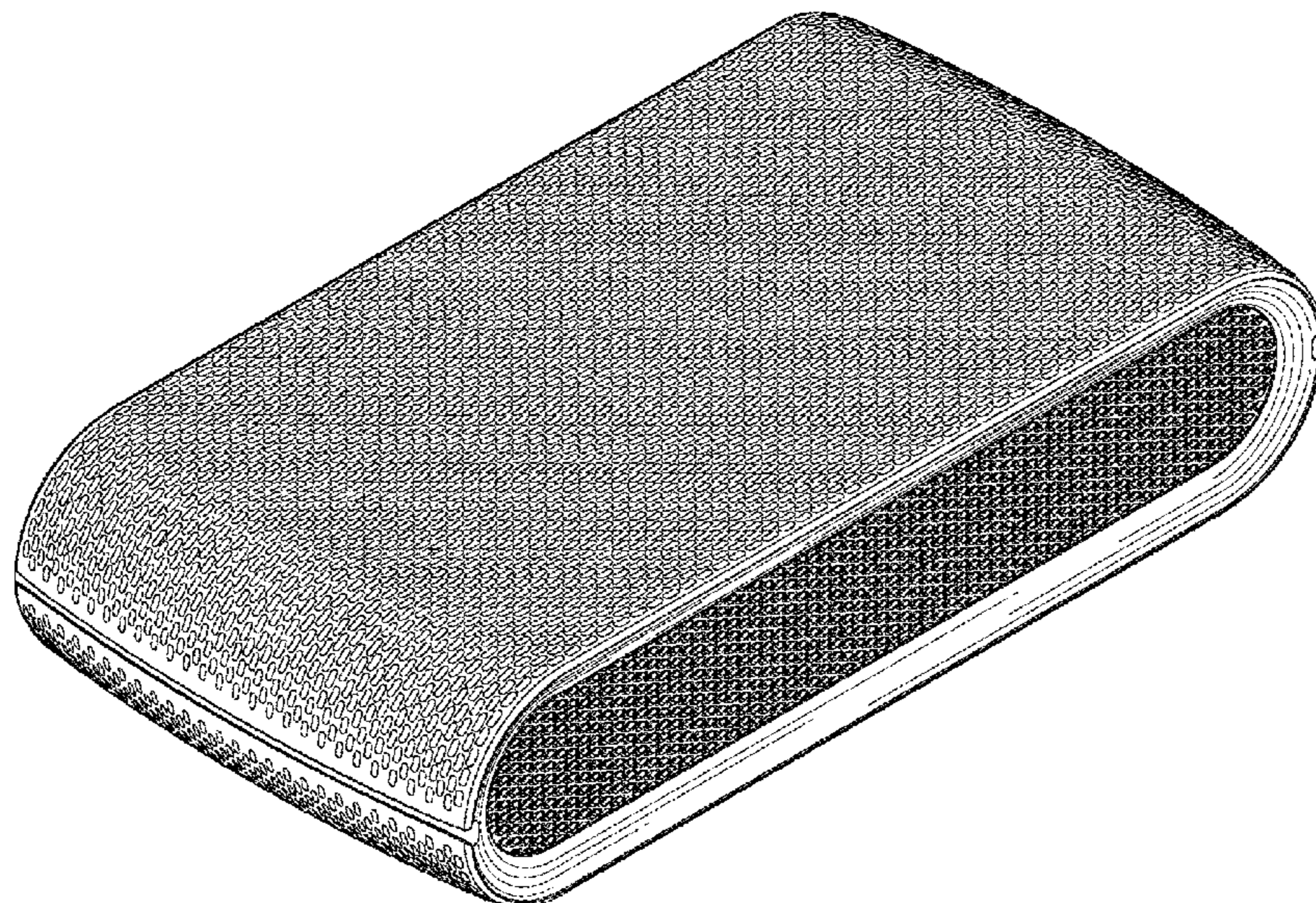


FIG. 1

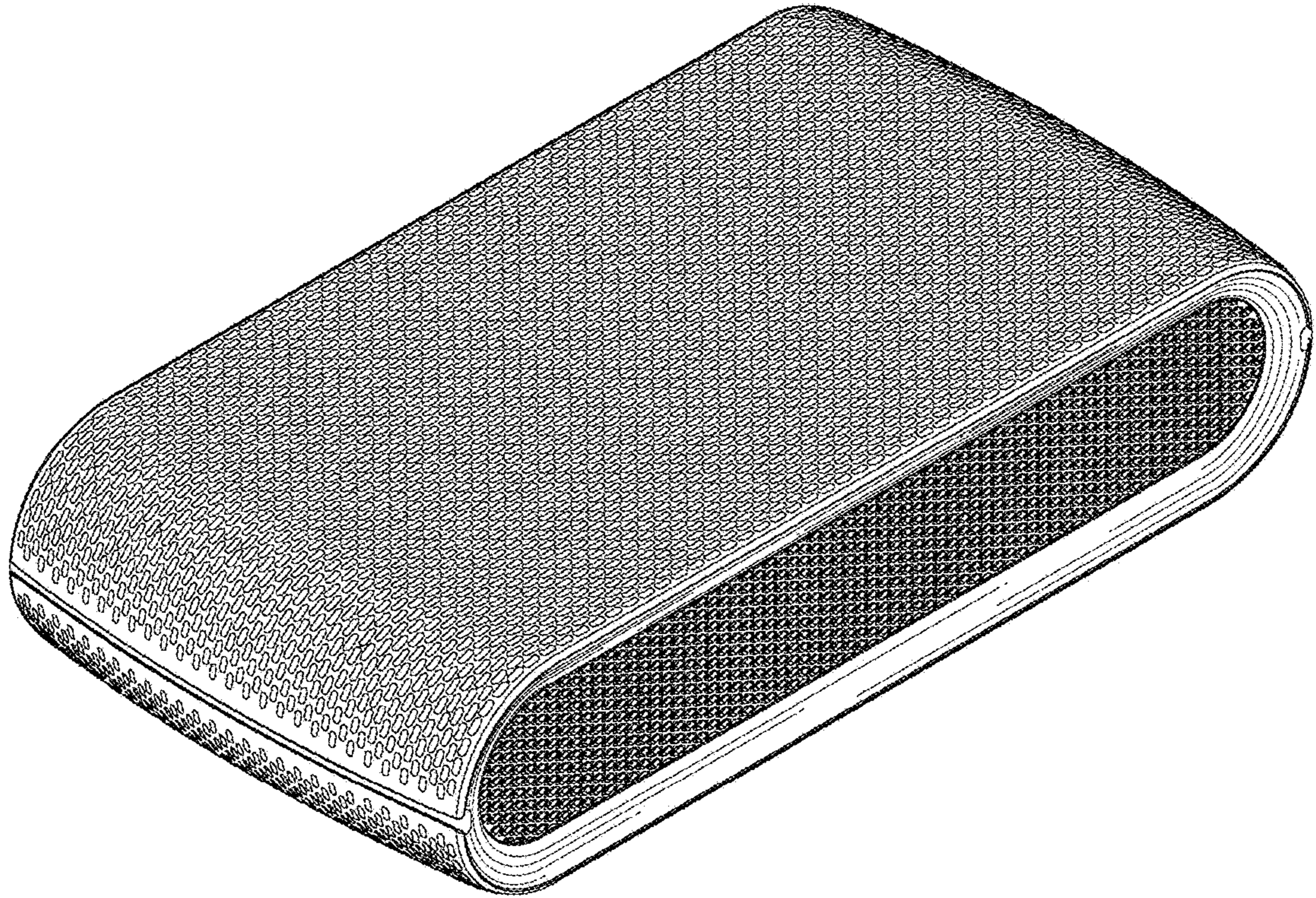


FIG. 2

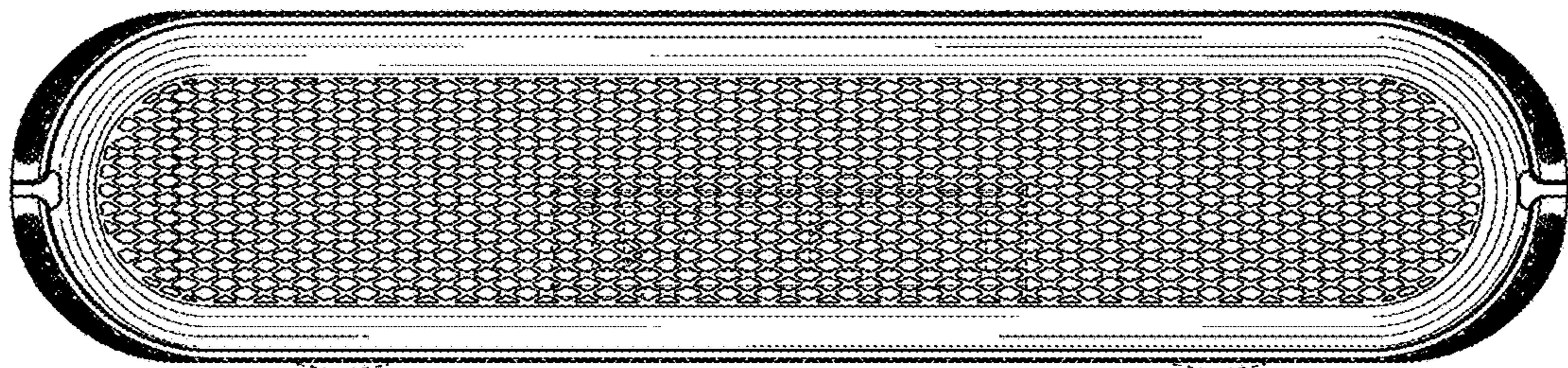


FIG. 3

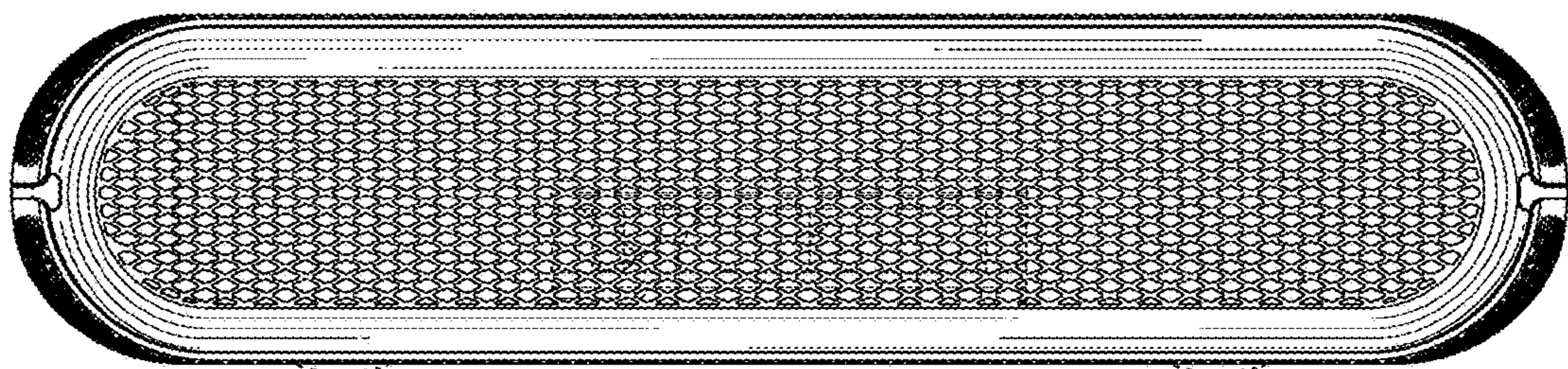


FIG. 4




FIG. 5




FIG. 6

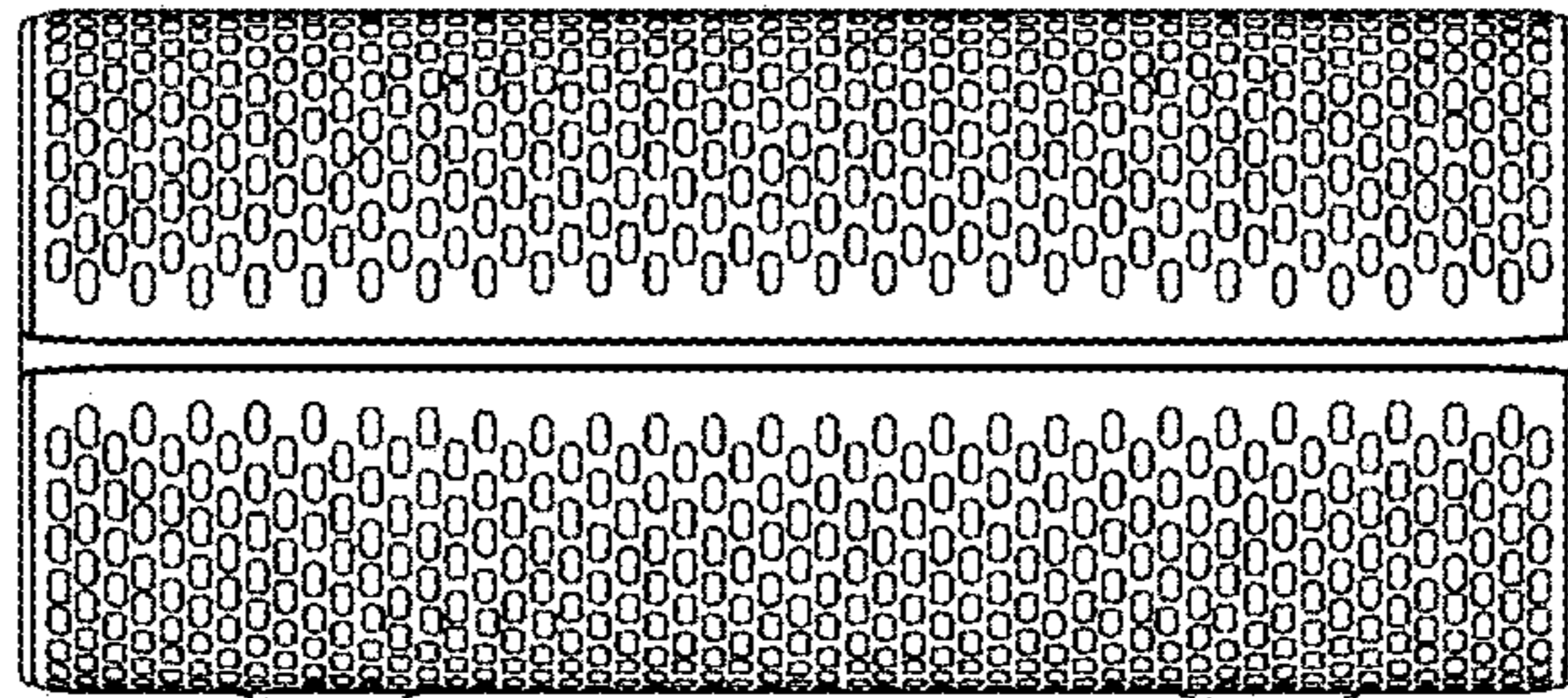


FIG. 7

