



US00D940843S

(12) **United States Design Patent**
Hatomura et al.

(10) **Patent No.:** **US D940,843 S**
(45) **Date of Patent:** **** Jan. 11, 2022**

(54) **OUTDOOR UNIT FOR AIR CONDITIONER**

FOREIGN PATENT DOCUMENTS

(71) Applicant: **Mitsubishi Electric Corporation,**
Tokyo (JP)

WO D096698-009 * 9/2017
WO D207691-001 * 10/2020

(72) Inventors: **Takeshi Hatomura,** Tokyo (JP); **Yu Tamaki,** Tokyo (JP); **Takuya Matsuda,** Tokyo (JP); **Tadashi Ariyama,** Tokyo (JP)

OTHER PUBLICATIONS

(73) Assignee: **Mitsubishi Electric Corporation,**
Tokyo (JP)

Electric Air Conditioner. "Parts Manual." www.mitsubishicomfort.com. Service Parts List for Mitsubishi Electric Packaged Air-Conditioners. Thurs. Sep. 2, 2020. Shown in pp. 3-6, Series PURY-EP-T(S)NU-A(-BS) (Year: 2020).*

(**) Term: **15 Years**

Mitsubishi Electric. "User System Info." www.mitsubishicomfort.com. Outdoor VRF Heat Pump with Heat Recovery System Features. Thurs. Sep. 2, 2020. Shown in pp. 2-3, Model PURY-P144TKMU-A (-BS) (Year: 2016).*

(21) Appl. No.: **29/710,253**

* cited by examiner

(22) Filed: **Oct. 22, 2019**

(51) **LOC (13) Cl.** **23-04**

Primary Examiner — Gino Colan

(52) **U.S. Cl.**

Assistant Examiner — David Obrien

USPC **D23/351**

(74) *Attorney, Agent, or Firm* — Studebaker & Brackett PC

(58) **Field of Classification Search**

USPC D23/333, 335, 341, 342, 351, 352, 353,
D23/355, 356, 359, 362, 364, 365, 370,
D23/371, 382, 385, 386, 388, 390, 393;
165/157

(57) **CLAIM**

CPC F24F 1/00; F24F 1/0007; F24F 1/02; F24F
1/08; F24F 1/42; F24F 1/50; F24F 1/56;
F24F 1/60; F24F 3/044; F24F 3/048;
F24F 3/16; F24F 7/00; F24F 7/04; F24F
12/001; F24F 12/006; F28D 1/0426

The ornamental design for an outdoor unit for air conditioner, as shown and described.

See application file for complete search history.

DESCRIPTION

(56) **References Cited**

U.S. PATENT DOCUMENTS

D814,003 S * 3/2018 Morikawa D23/351
D814,004 S * 3/2018 Morikawa D23/351
D855,164 S * 7/2019 Morikawa D23/351
D896,359 S * 9/2020 Morikawa D23/351
2016/0146476 A1 * 5/2016 Morikawa F28D 1/0426
165/157
2018/0142908 A1 * 5/2018 Morikawa F24F 1/16
2019/0072285 A1 * 3/2019 Morikawa F24F 1/50

FIG. 1 is a front, top and right side perspective view of an outdoor unit for air conditioner, showing our new design; FIG. 2 is a rear, top and left side perspective view thereof; FIG. 3 is a front view thereof; FIG. 4 is a rear view thereof; FIG. 5 is a left side view thereof; FIG. 6 is a right side view thereof; FIG. 7 is a top view thereof; and, FIG. 8 is a bottom view thereof.

The broken lines showing the figures are for the purpose of illustrating portions of the outdoor unit for air conditioner and form no part of the claimed design.

1 Claim, 8 Drawing Sheets

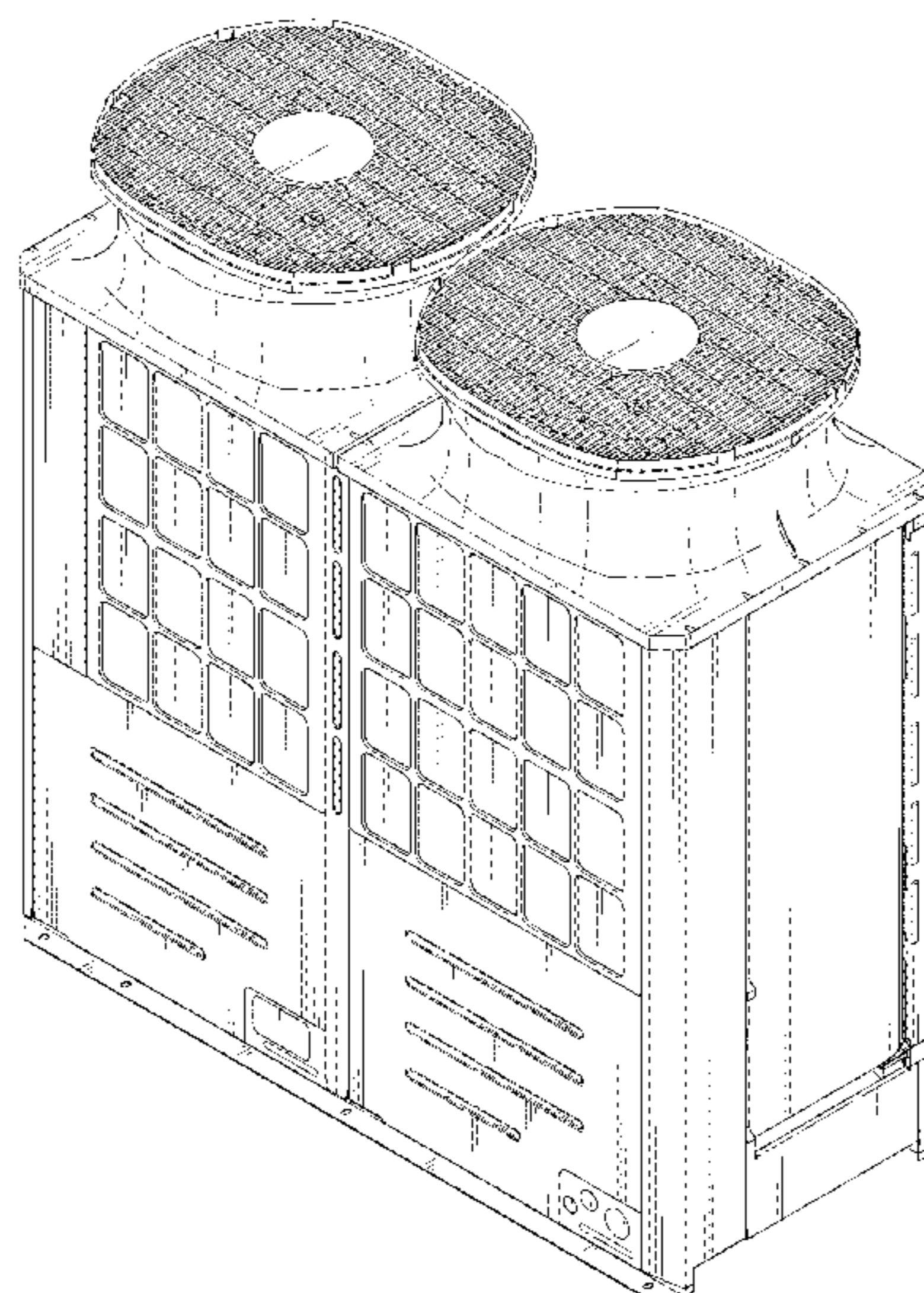


Fig.1

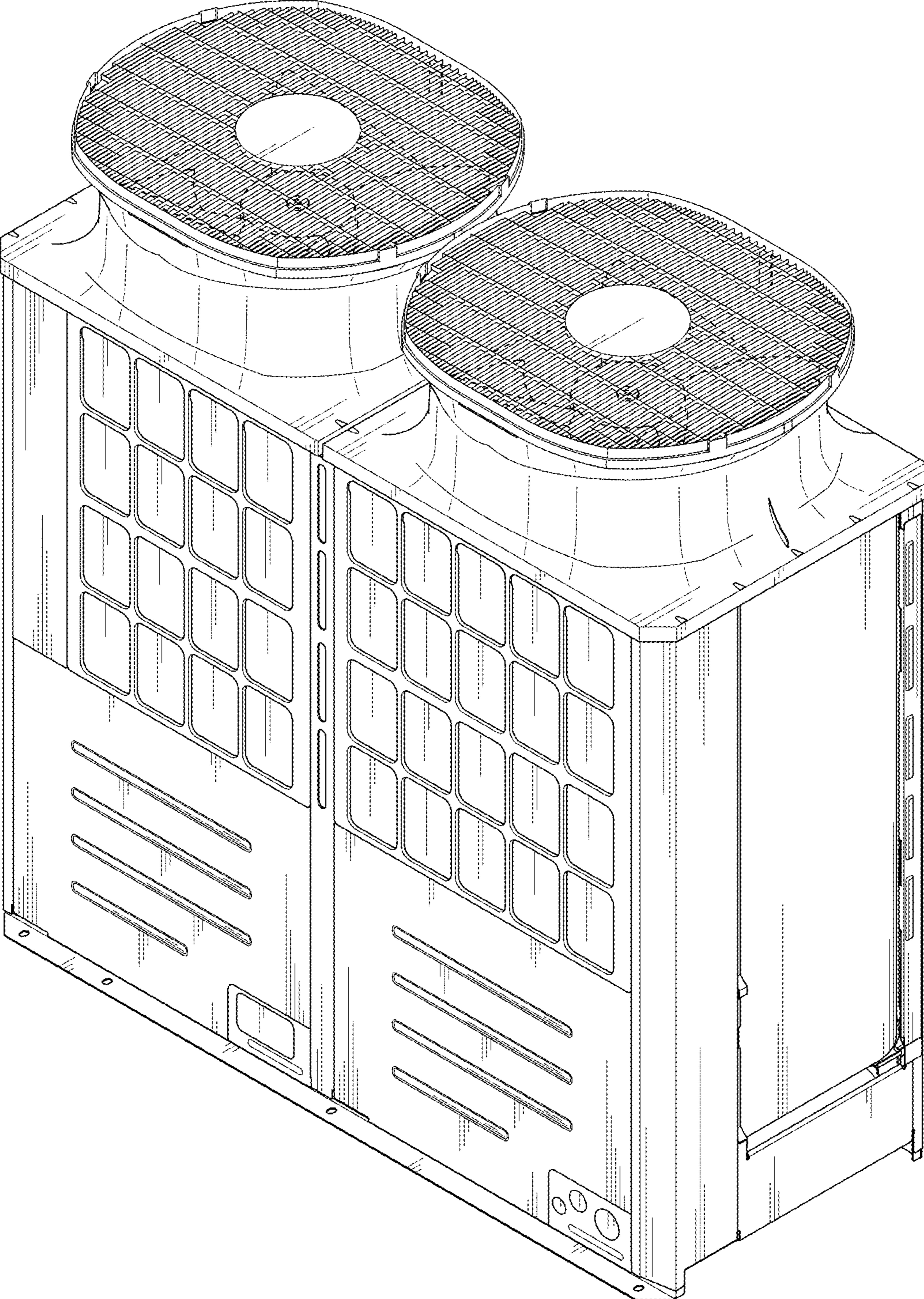


Fig.2

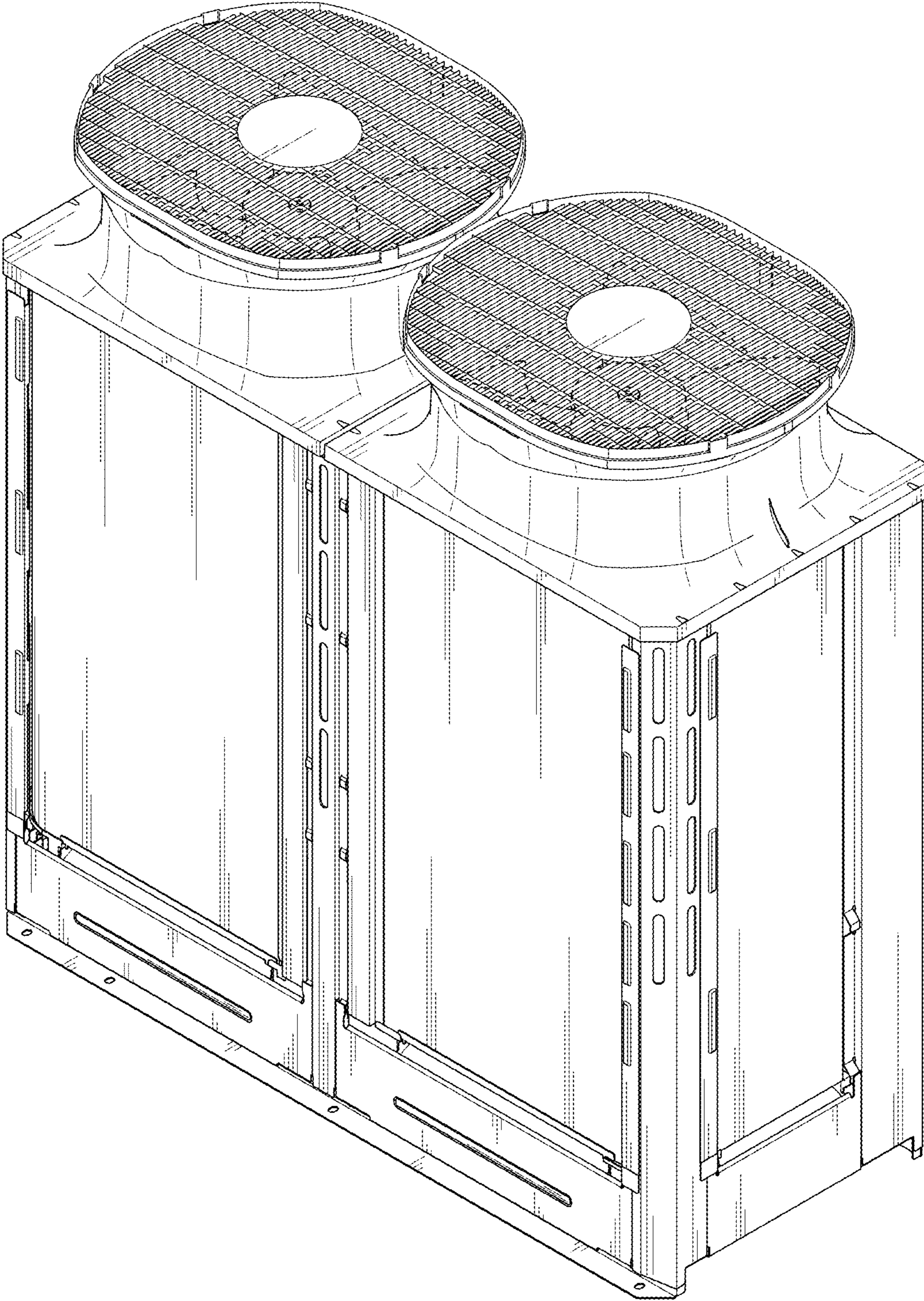


Fig.3

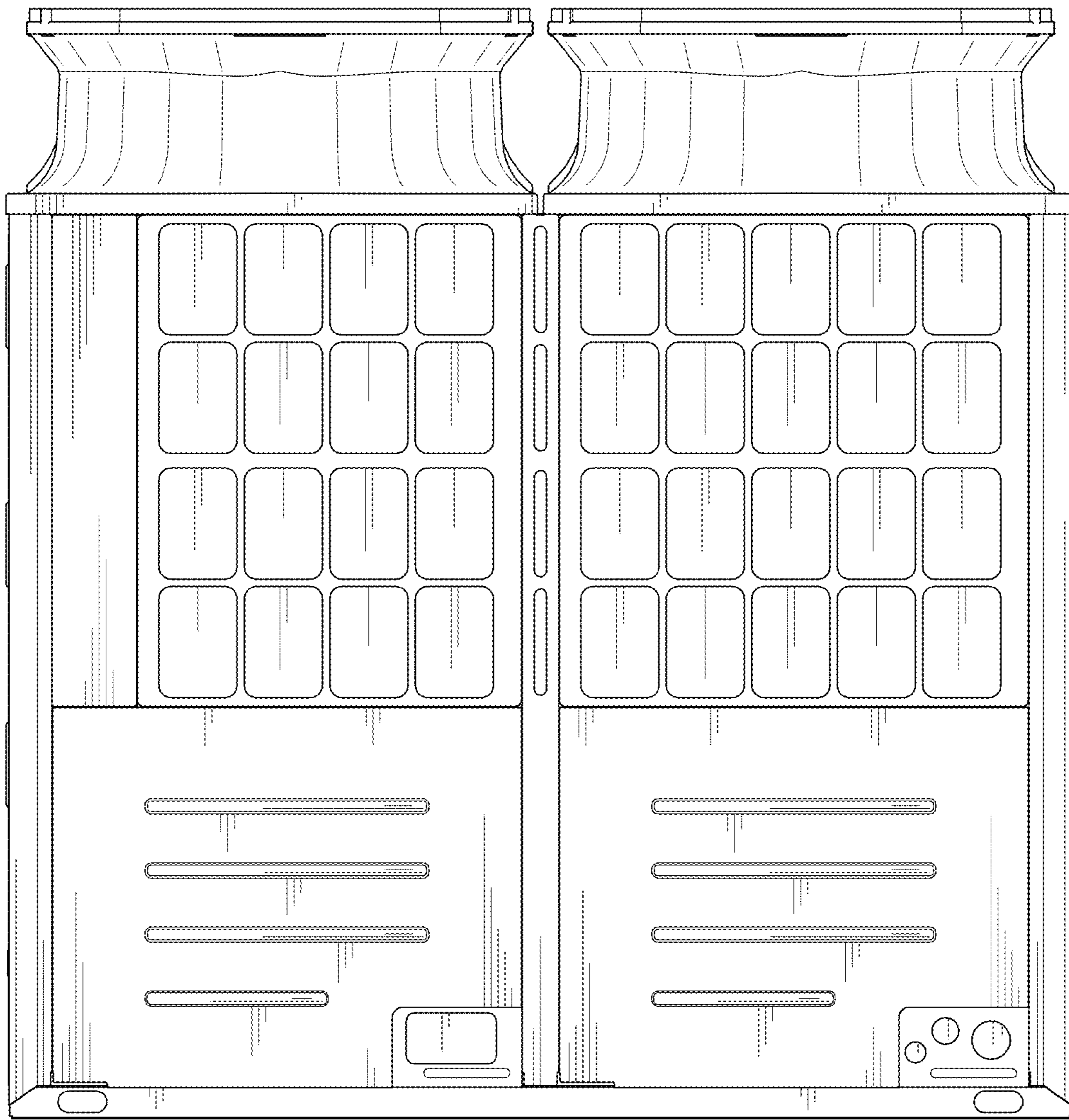


Fig.4

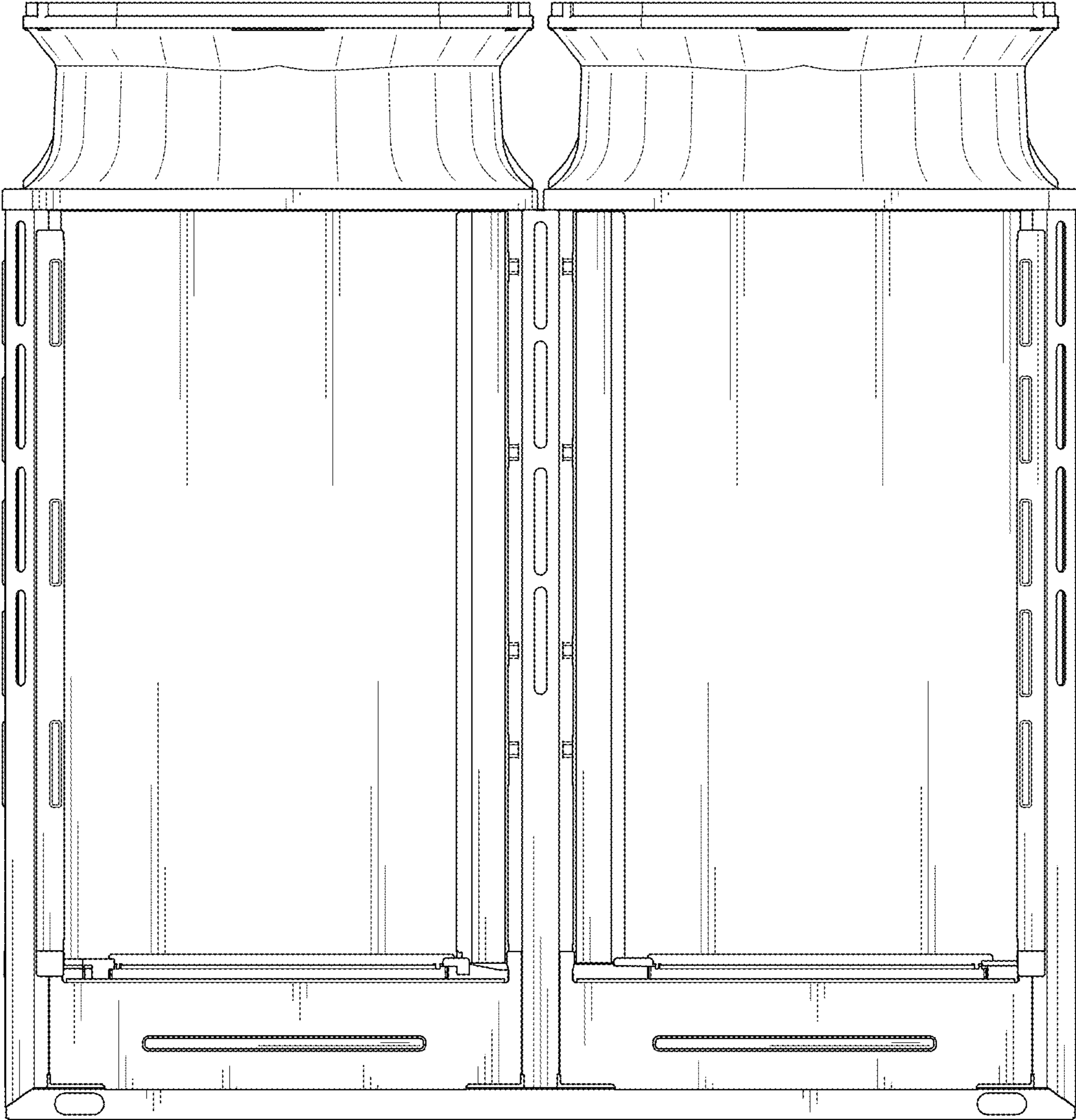


Fig.5

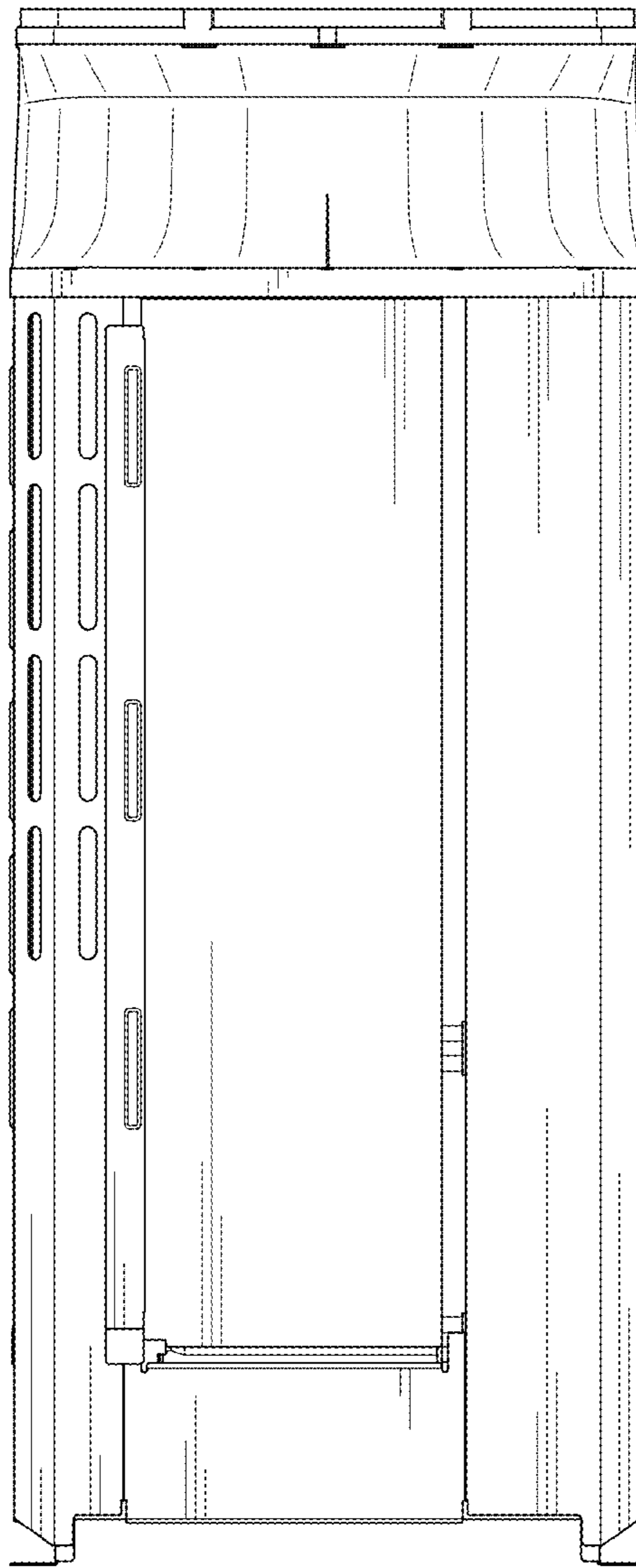


Fig.6

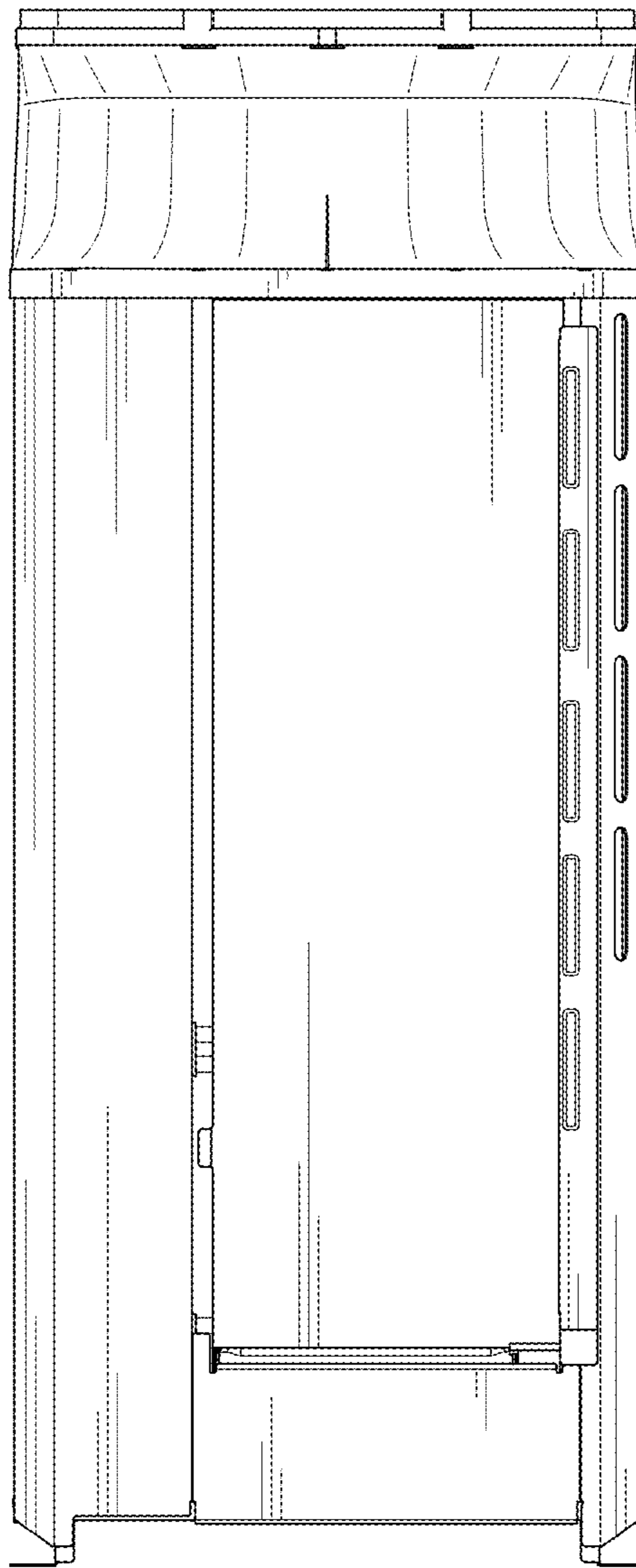


Fig.7

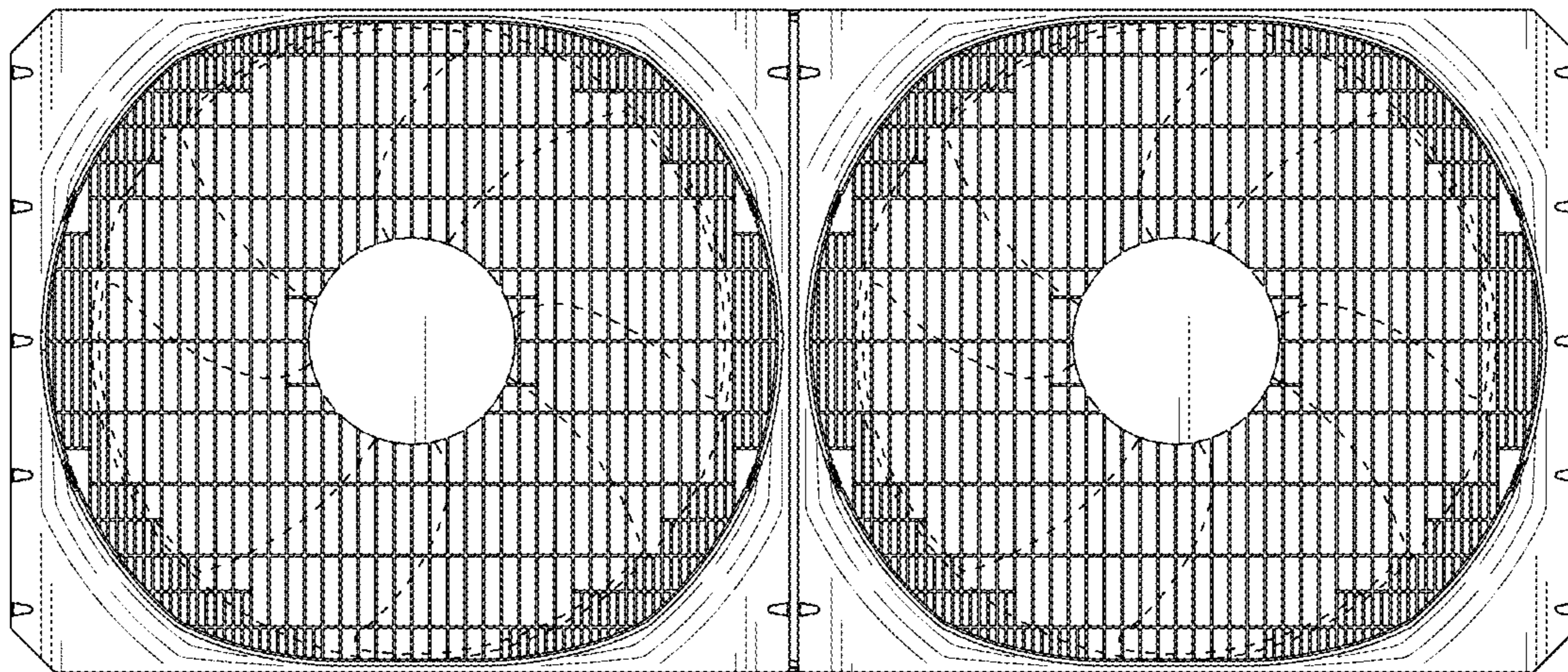


Fig.8

