



US00D940833S

(12) **United States Design Patent**
Elser

(10) **Patent No.:** **US D940,833 S**
(45) **Date of Patent:** **** Jan. 11, 2022**

(54) **FAUCET HANDLE**

D791,280 S * 7/2017 Fritz D23/242
D797,894 S * 9/2017 Fritz D23/252
D924,371 S * 7/2021 Weber D23/242

(71) Applicant: **DELTA FAUCET COMPANY,**
Indianapolis, IN (US)

* cited by examiner

(72) Inventor: **Simon Elser,** Indianapolis, IN (US)

Primary Examiner — Robert A Delehanty

(73) Assignee: **DELTA FAUCET COMPANY,**
Indianapolis, IN (US)

(74) *Attorney, Agent, or Firm* — Nirav D. Parikh; Edgar
A. Zarins

(**) Term: **15 Years**

(57) **CLAIM**

(21) Appl. No.: **29/736,818**

The ornamental design for a faucet handle, as shown and
described.

(22) Filed: **Jun. 3, 2020**

(51) **LOC (13) Cl.** **23-01**

(52) **U.S. Cl.**
USPC **D23/252**

(58) **Field of Classification Search**
USPC D23/238–243, 249–250, 252, 254;
D8/307–308

See application file for complete search history.

DESCRIPTION

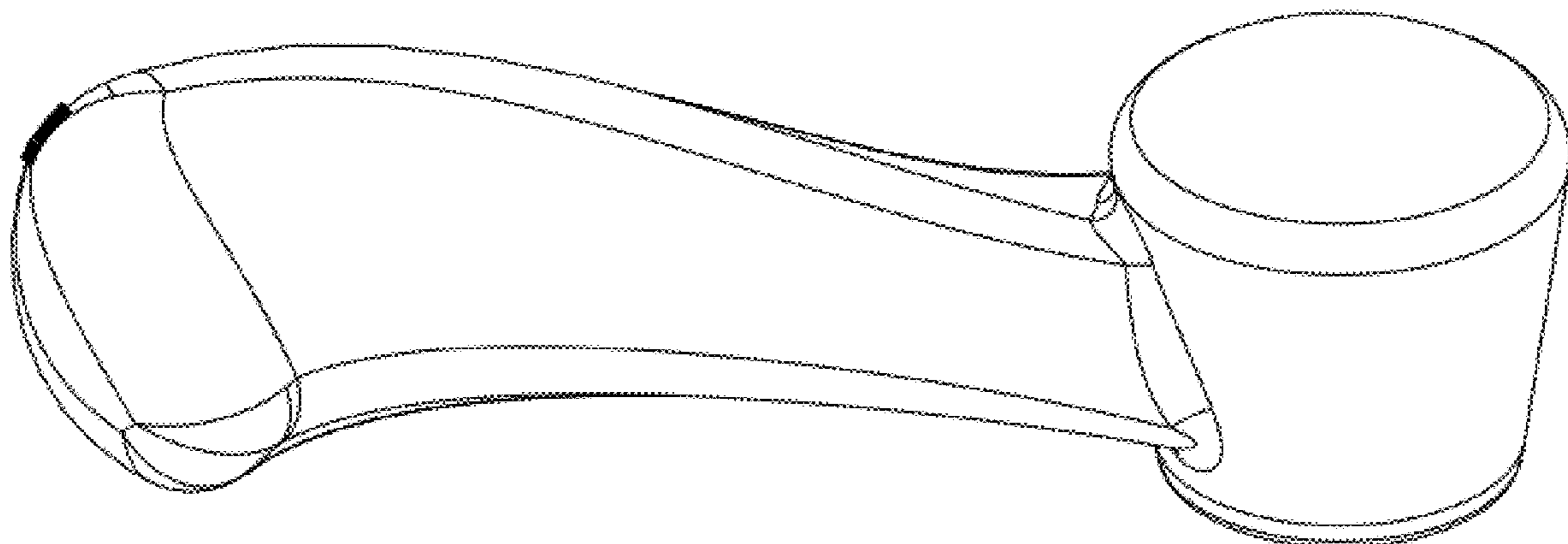
FIG. 1 is a front perspective view of a faucet handle showing
my new design;
FIG. 2 is a rear perspective view thereof;
FIG. 3 is a front elevational view thereof;
FIG. 4 is a left side view thereof;
FIG. 5 is a rear view thereof;
FIG. 6 is a right side view thereof;
FIG. 7 is a top plan view thereof; and,
FIG. 8 is a bottom view thereof.

(56) **References Cited**

U.S. PATENT DOCUMENTS

D509,568 S * 9/2005 Blattner D23/252
D631,135 S * 1/2011 Romero D23/252

1 Claim, 4 Drawing Sheets






FIG-2




FIG-1

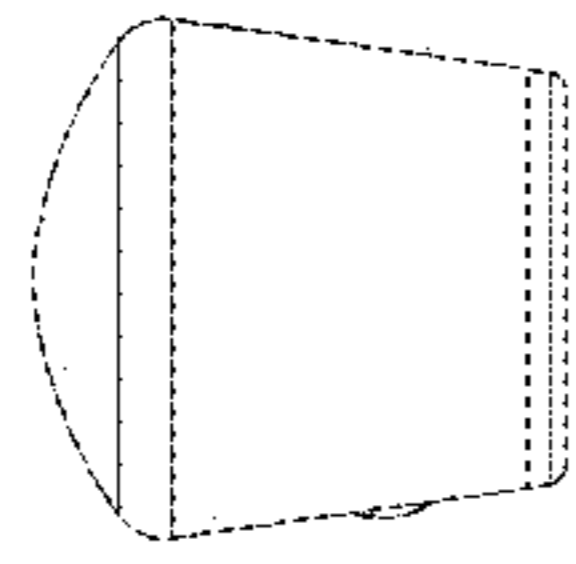


FIG-4

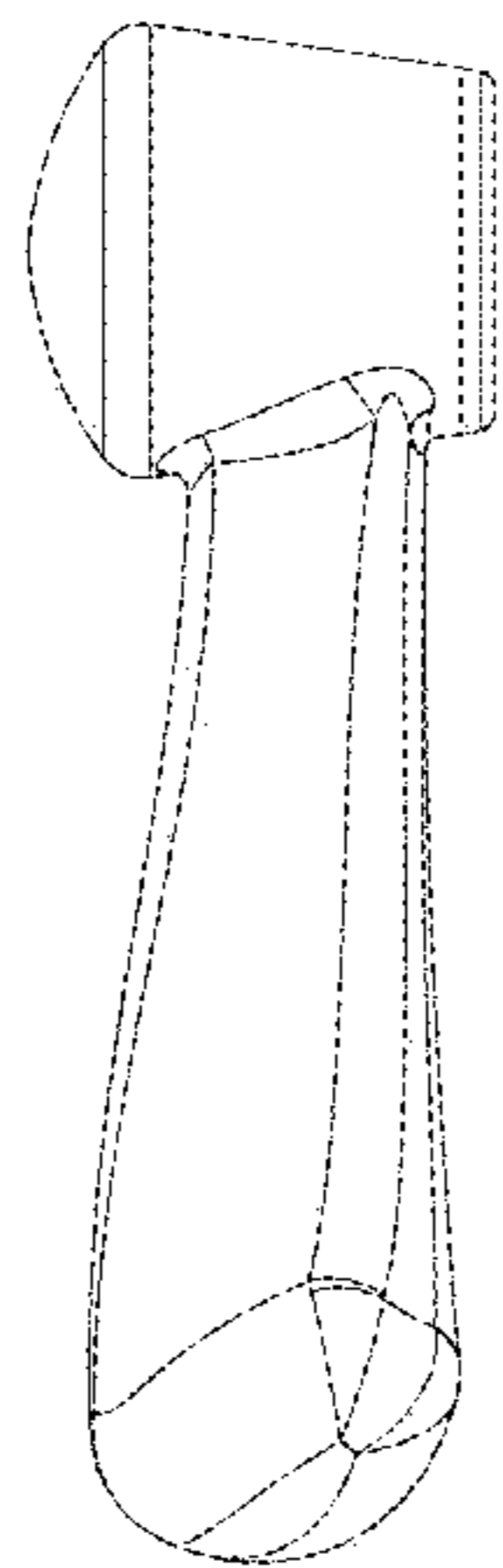


FIG-3

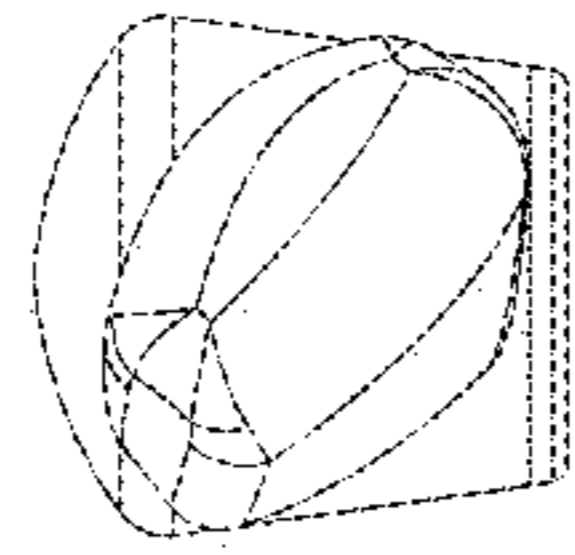


FIG-6

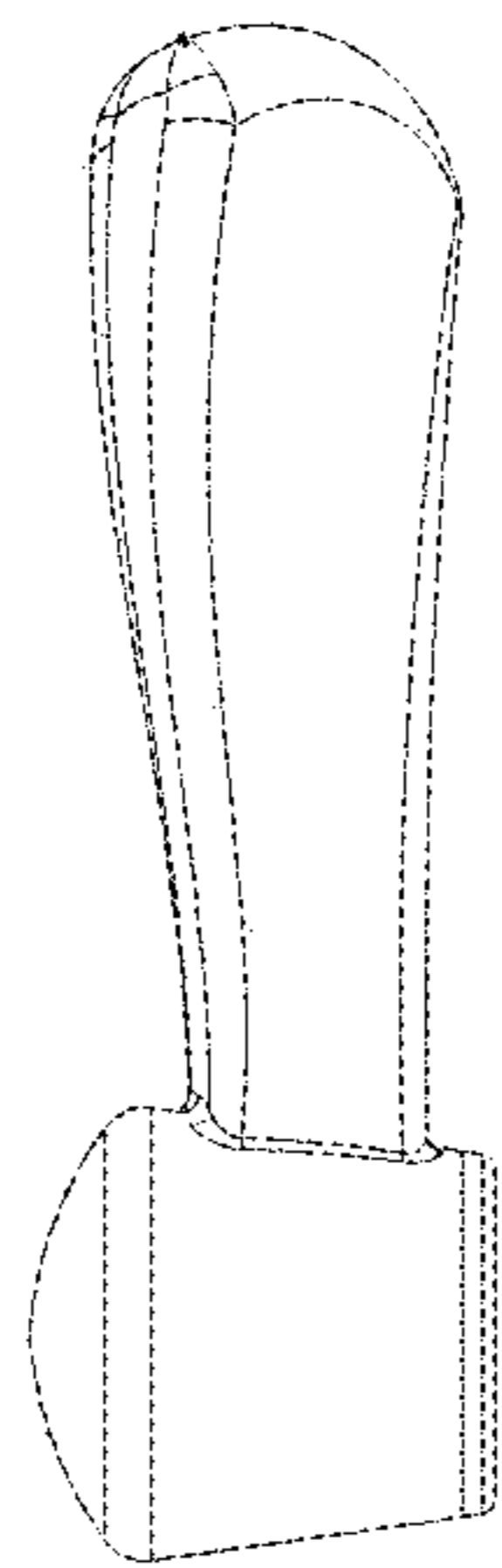


FIG-5

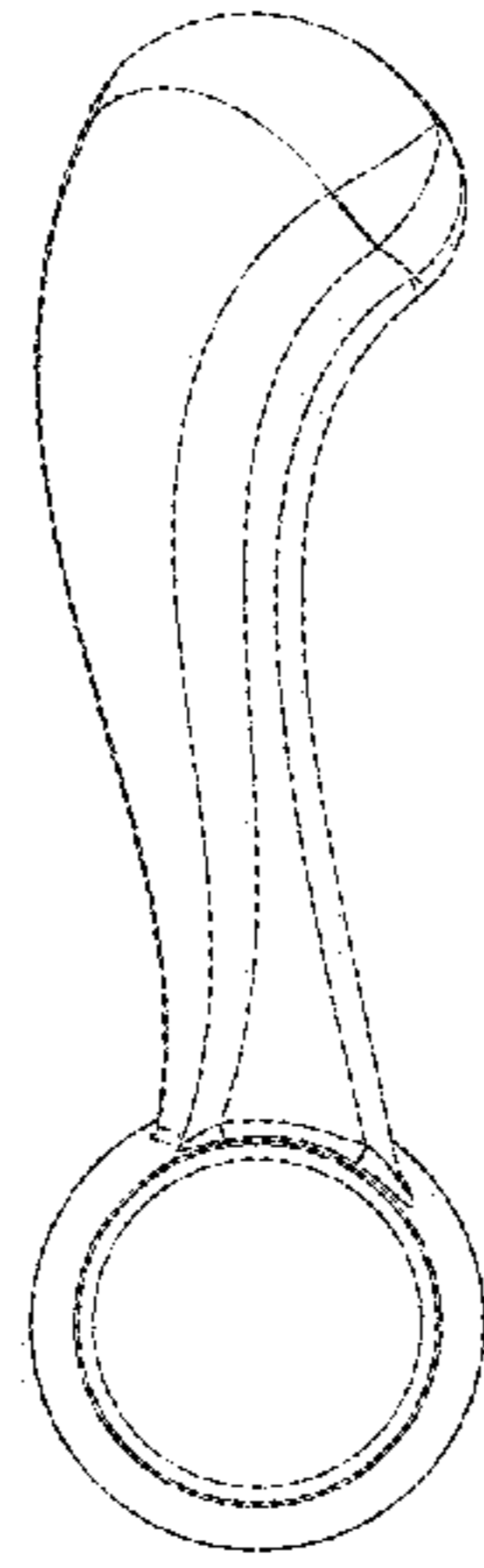


FIG-8

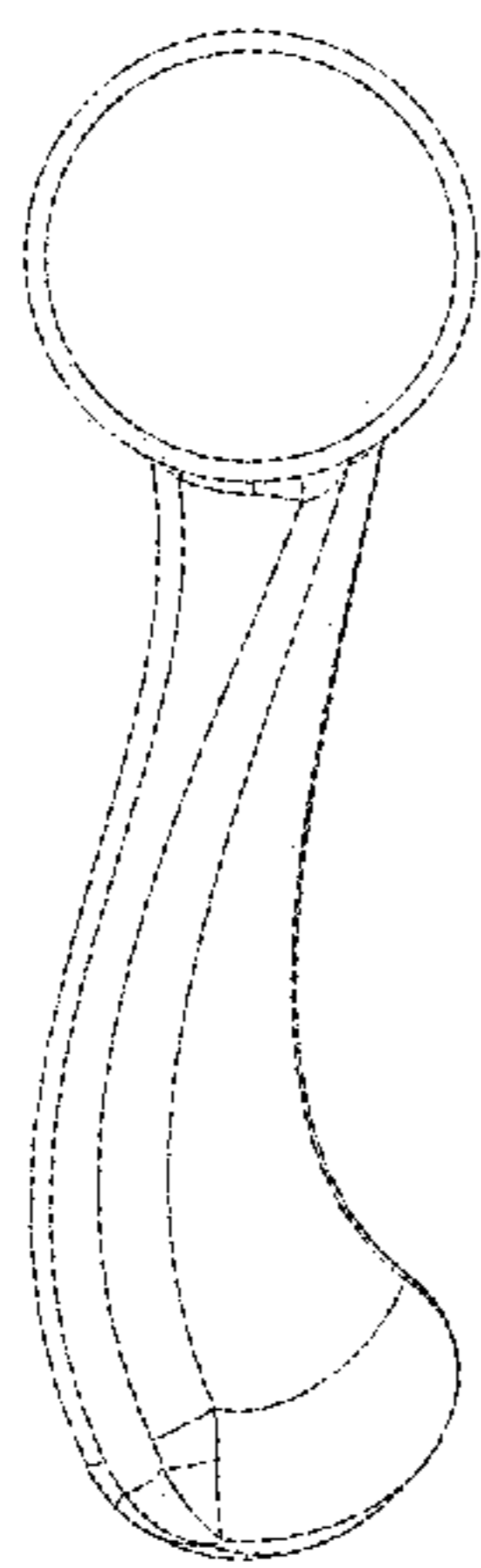


FIG-7