



US00D940789S

(12) **United States Design Patent**  
**Connor et al.**

(10) **Patent No.:** **US D940,789 S**  
(45) **Date of Patent:** **\*\* Jan. 11, 2022**

(54) **TRANSACTION CARD**  
(71) Applicant: **Apple Inc.**, Cupertino, CA (US)  
(72) Inventors: **Teofila Connor**, San Francisco, CA (US); **Peter Russell-Clarke**, San Francisco, CA (US); **Christopher I. Wilson**, San Francisco, CA (US)

D737,373 S 8/2015 O'Shea et al.  
D767,024 S 9/2016 O'Shea et al.  
D788,847 S 6/2017 Hendrick et al.  
D798,385 S 9/2017 Yoo et al.  
D809,552 S 2/2018 Dye et al.  
D810,195 S 2/2018 Yoo et al.  
D815,649 S 4/2018 Chen et al.  
D838,773 S 1/2019 Frost  
D879,197 S \* 3/2020 Russell-Clarke ..... D19/10

(73) Assignee: **Apple Inc.**, Cupertino, CA (US)  
(\*\*) Term: **15 Years**

**FOREIGN PATENT DOCUMENTS**

JP 2010277307 A 12/2010  
KR 300292238 2/2002  
KR 300847481 3/2016

(21) Appl. No.: **29/684,721**

\* cited by examiner

(22) Filed: **Mar. 22, 2019**

(51) **LOC (13) Cl.** ..... **19-08**

*Primary Examiner* — Abraham Bahta

(52) **U.S. Cl.**  
USPC ..... **D19/10**

(74) *Attorney, Agent, or Firm* — Sterne, Kessler, Goldstein & Fox P.L.L.C.

(58) **Field of Classification Search**  
USPC ..... D19/1-10, 20-34; 40/124.01-124.15, 40/661, 776, 726; 283/72, 75-76, 283/105-107, 82, 70, 904, 74; 206/449; D21/385; D20/10-11, 22, 27, 40, 42; 360/2; 235/380, 382  
CPC .... B42D 15/00; B42D 15/022; B42D 15/027; B42D 15/045; B42D 15/047; B42D 25/00; B42D 25/20; B42D 25/23; B42D 25/26; B42D 25/29; B42D 25/30; B42D 25/40; B42D 25/22; B42D 2033/02; B42D 2033/04; B42D 2033/08; B42D 2033/10; B42D 2033/16; B42D 2033/18; B42D 2033/20; B42D 2033/28; B42D 2033/30

(57) **CLAIM**

The ornamental design for a transaction card, as shown and described.

See application file for complete search history.

**DESCRIPTION**

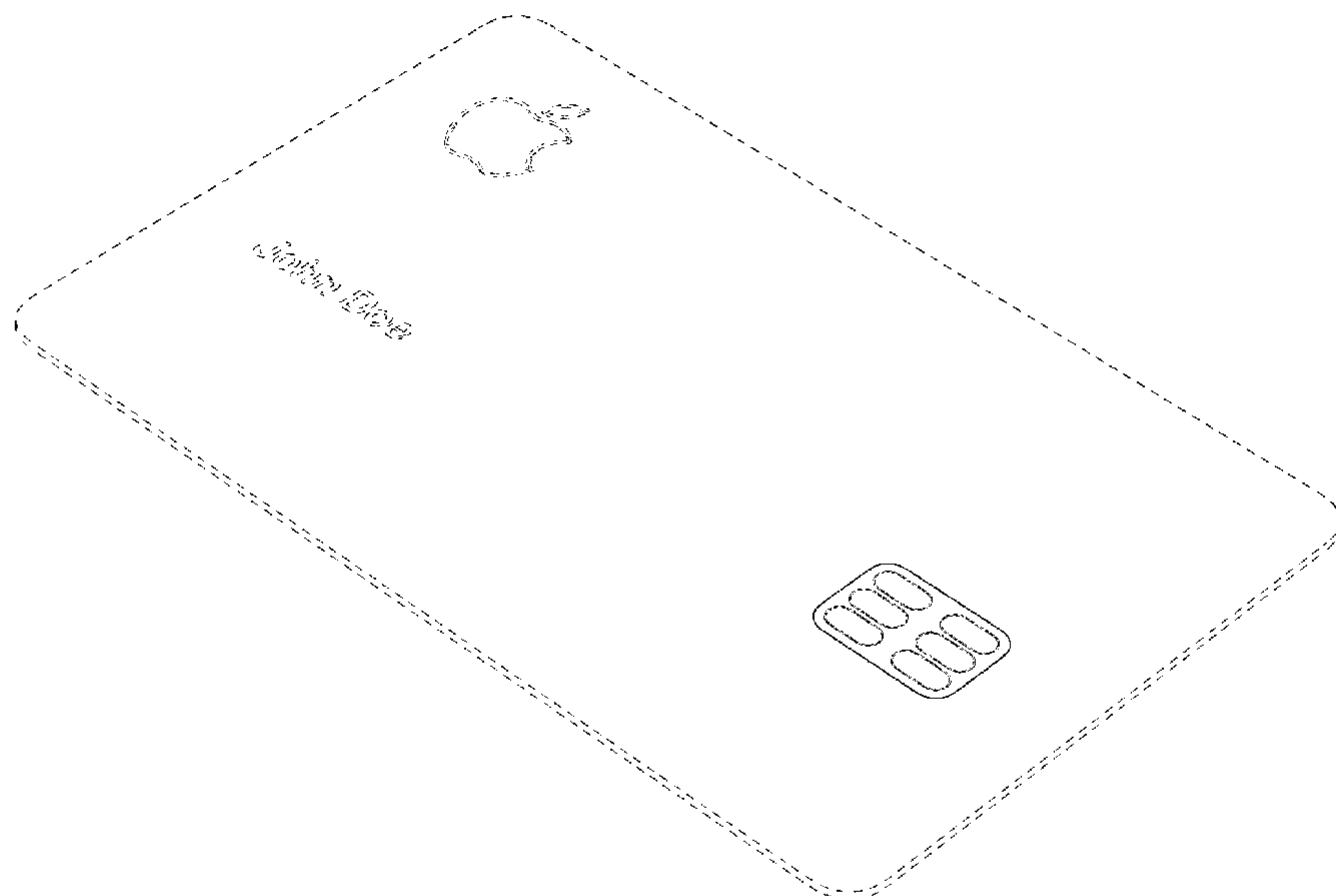
FIG. 1 is a bottom front perspective view of a transaction card showing the claimed design;  
FIG. 2 is a bottom rear perspective view thereof;  
FIG. 3 is a front view thereof;  
FIG. 4 is a rear view thereof;  
FIG. 5 is a top view thereof;  
FIG. 6 is a bottom view thereof;  
FIG. 7 is a left side view thereof; and,  
FIG. 8 is a right side view thereof.  
The broken lines in the figures show portions of the transaction card that form no part of the claimed design.

(56) **References Cited**

**U.S. PATENT DOCUMENTS**

D643,062 S 8/2011 Skelding et al.  
D727,960 S 4/2015 Chaudhri et al.

**1 Claim, 3 Drawing Sheets**



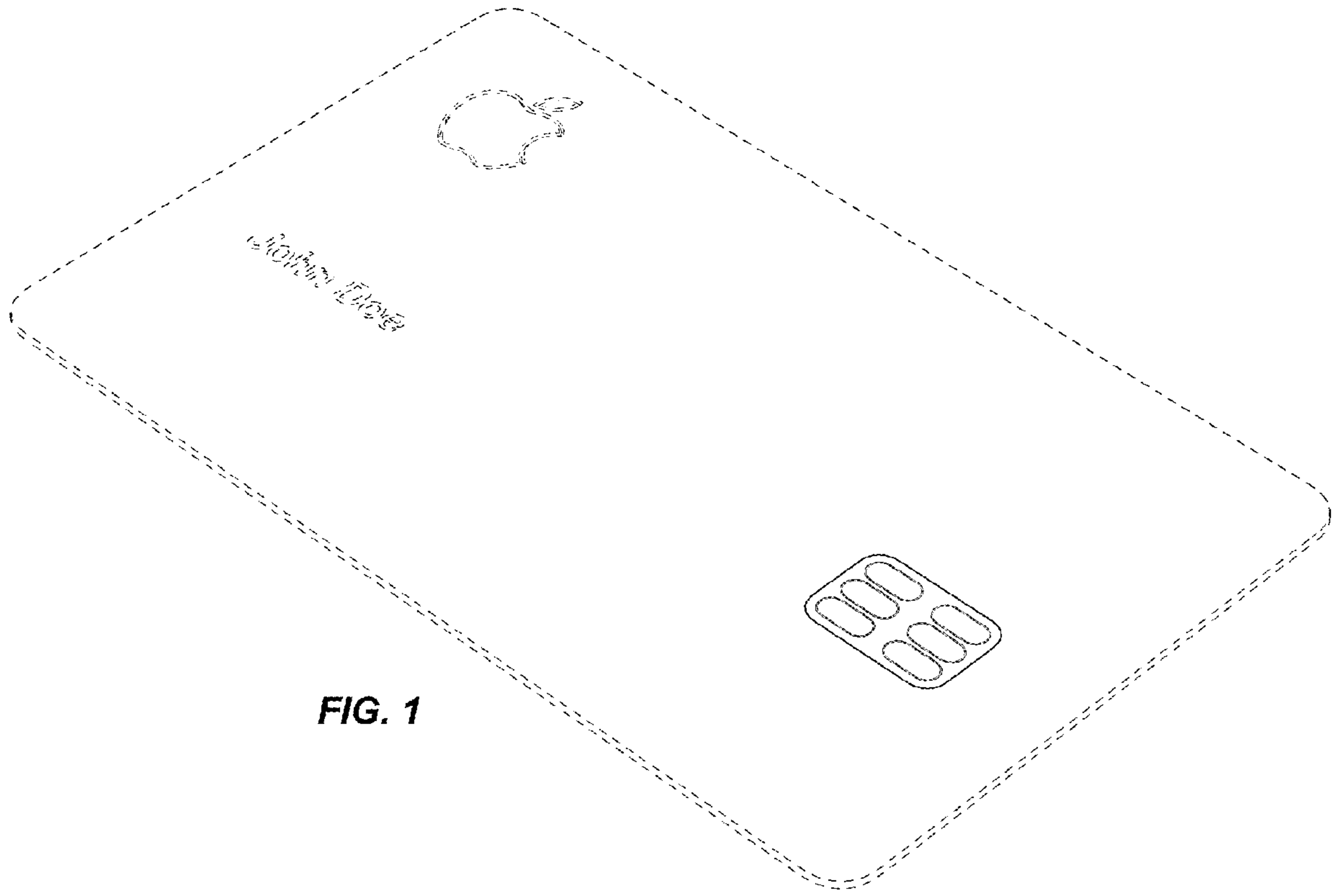


FIG. 1

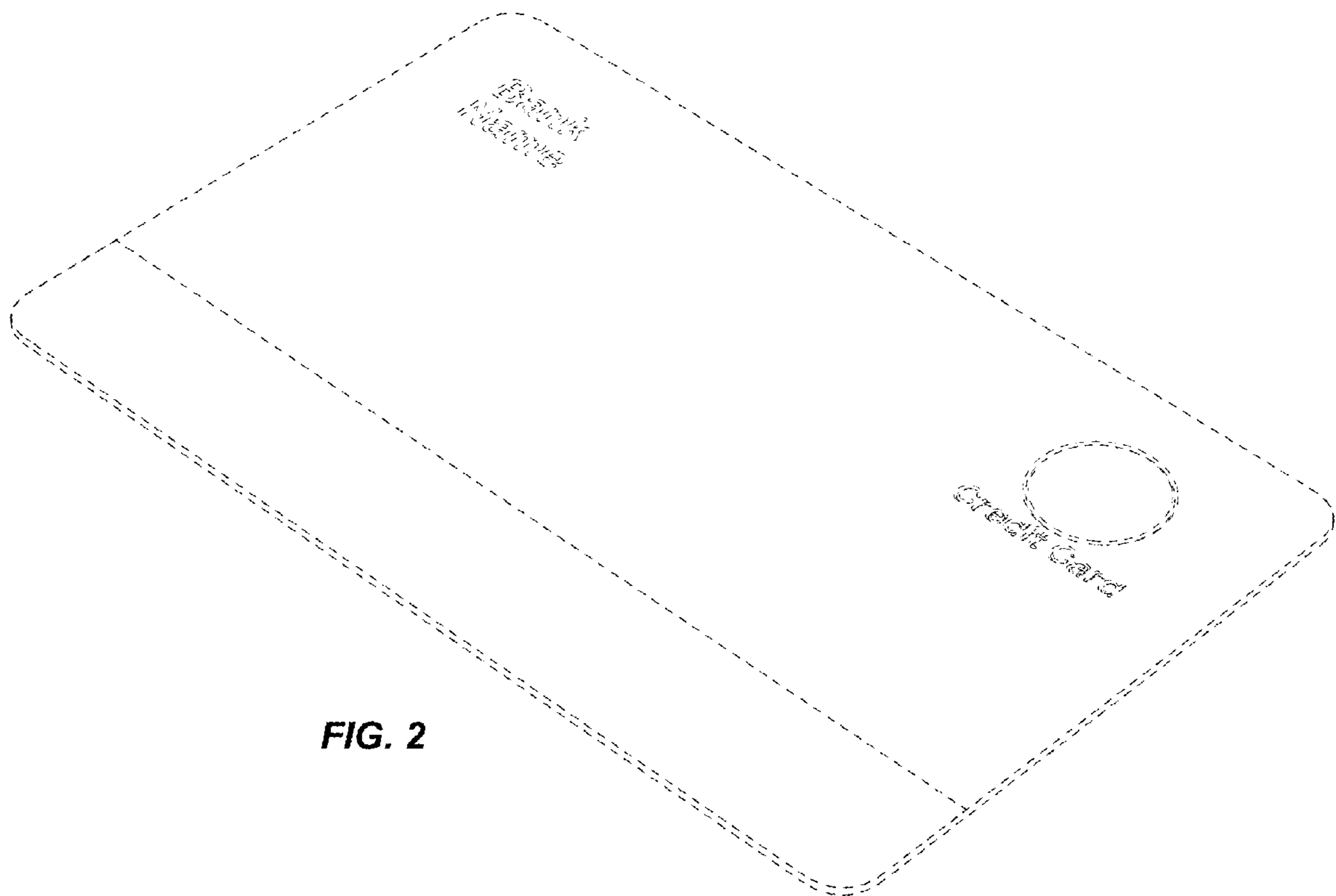


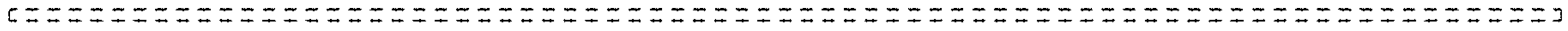
FIG. 2



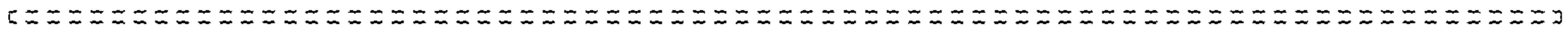
**FIG. 3**



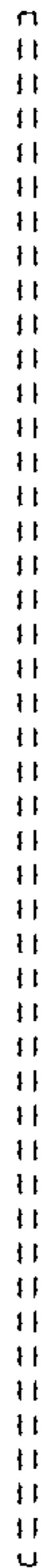
**FIG. 4**




**FIG. 5**



**FIG. 6**



**FIG. 7**



**FIG. 8**