



US00D940786S

(12) **United States Design Patent**  
**Huang et al.**

(10) **Patent No.:** **US D940,786 S**  
(45) **Date of Patent:** **\*\* Jan. 11, 2022**

(54) **ELECTRONIC KEYBOARD**

(71) Applicant: **Guangzhou Rantion Technology Co., Ltd**, Guangzhou (CN)

(72) Inventors: **Joe Huang**, Guangzhou (CN); **Yaoxing Xu**, Guangzhou (CN); **Junfen Chen**, Guangzhou (CN); **Miao Deng**, Guangzhou (CN)

(73) Assignee: **Guangzhou Rantion Technology Co., Ltd**, Guangzhou (CN)

(\*\*) Term: **15 Years**

(21) Appl. No.: **29/747,292**

(22) Filed: **Aug. 21, 2020**

(51) **LOC (13) Cl.** ..... **17-01**

(52) **U.S. Cl.**  
USPC ..... **D17/7**

(58) **Field of Classification Search**  
USPC ..... D17/1, 2, 7, 99; D21/405, 409; D14/203.1, 217  
CPC ... G10C 1/00; G10C 1/02; G10C 1/04; G10C 3/00; G10C 3/12; G10C 5/00; G10C 5/10  
See application file for complete search history.

(56) **References Cited**

**U.S. PATENT DOCUMENTS**

D322,800 S *	12/1991	Yun	.....	D17/1
D325,214 S *	4/1992	Hoshina	.....	D17/1
D372,930 S *	8/1996	Miura	.....	D17/1
D552,157 S *	10/2007	Kawada	.....	D17/1
D554,178 S *	10/2007	Kawada	.....	D17/1

D572,297 S *	7/2008	Utsunomiya	.....	D17/1
D776,189 S *	1/2017	Takei	.....	D17/1
D778,347 S *	2/2017	Gonzalez	.....	D17/7
2010/0325336 A1 *	12/2010	Hatano	.....	G06F 13/385 710/316
2011/0185882 A1 *	8/2011	Okuda	.....	G10H 7/00 84/622

\* cited by examiner

*Primary Examiner* — R. Johnson

(74) *Attorney, Agent, or Firm* — Zan IP

(57) **CLAIM**

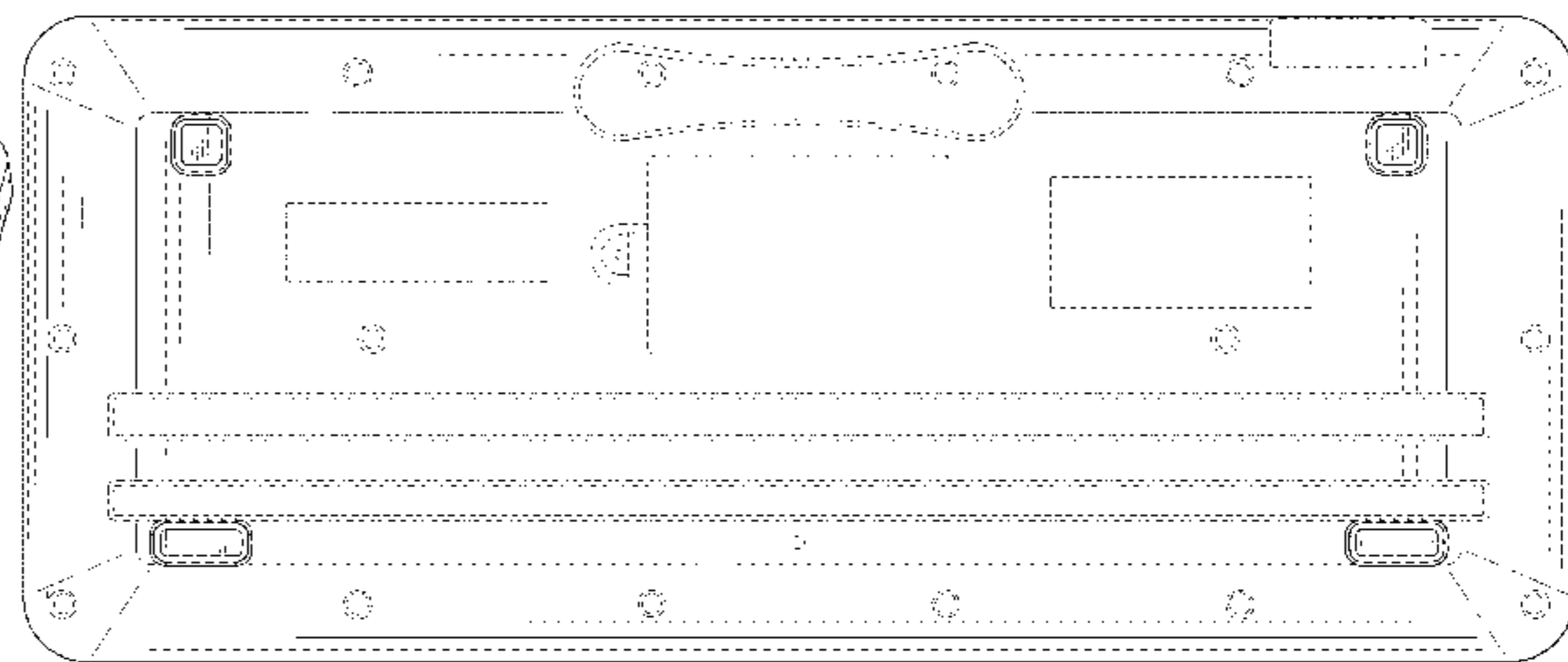
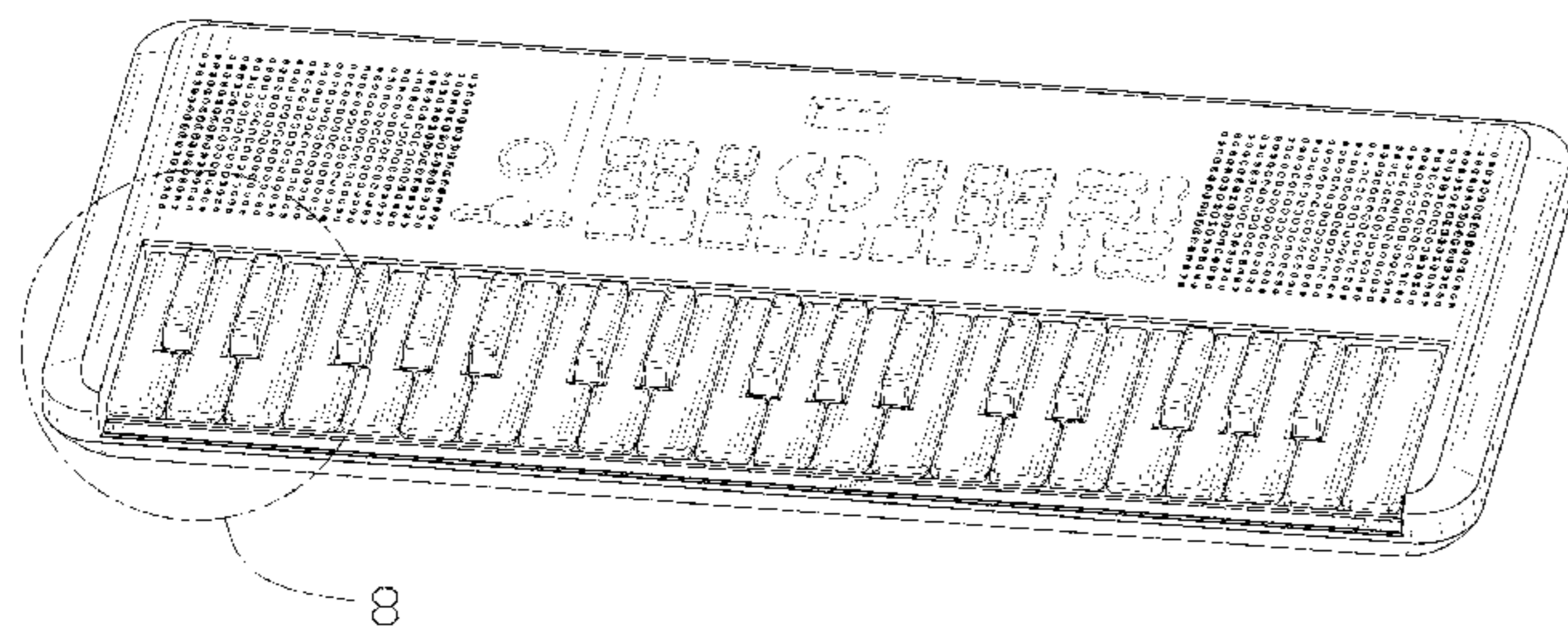
The ornamental design for an electronic keyboard, as shown and described.

**DESCRIPTION**

FIG. 1 is a front and top perspective view of an electronic keyboard, showing our new design; FIG. 2 is a front elevational view thereof; FIG. 3 is a rear elevational view thereof; FIG. 4 is a left side elevational view thereof; FIG. 5 is a right side elevational view thereof; FIG. 6 is a top plan view thereof; FIG. 7 is a bottom plan view thereof; and, FIG. 8 is an enlarged view of the portion taken at line-8 in FIG. 1.

The dashed broken lines in the figures illustrate portions of the article that form no part of the claimed design. The dash dot dash lines in FIGS. 1 and 8 are for the purpose of depicting the cut line of the enlarged view and form no part of the claim.

**1 Claim, 8 Drawing Sheets**



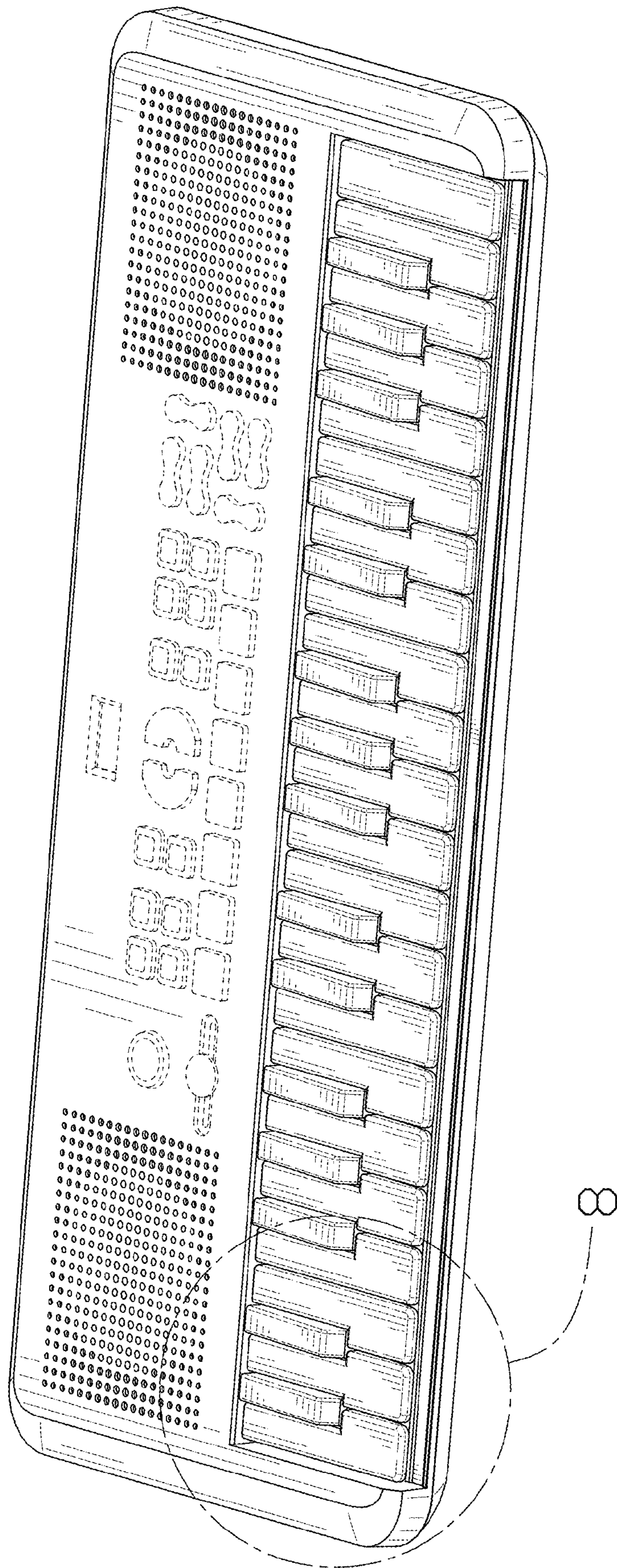


FIG. 1

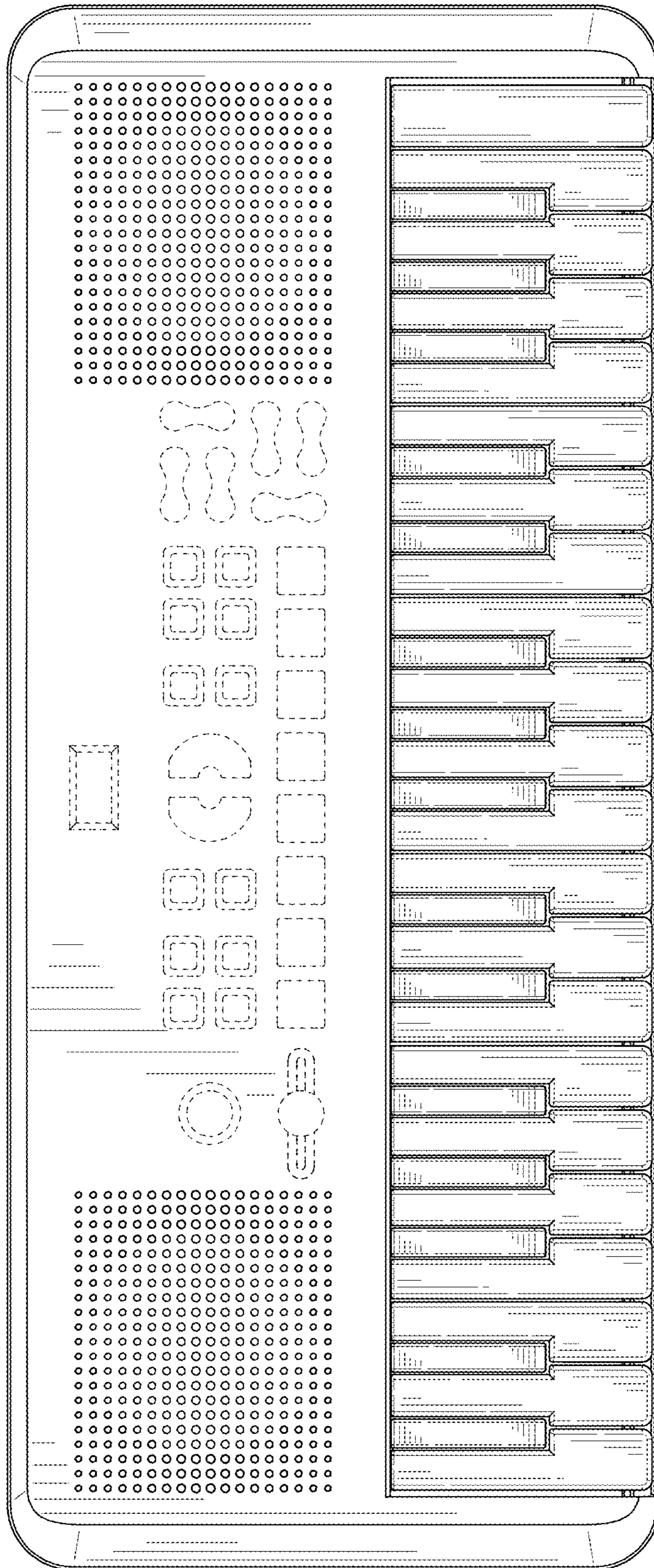


FIG. 2

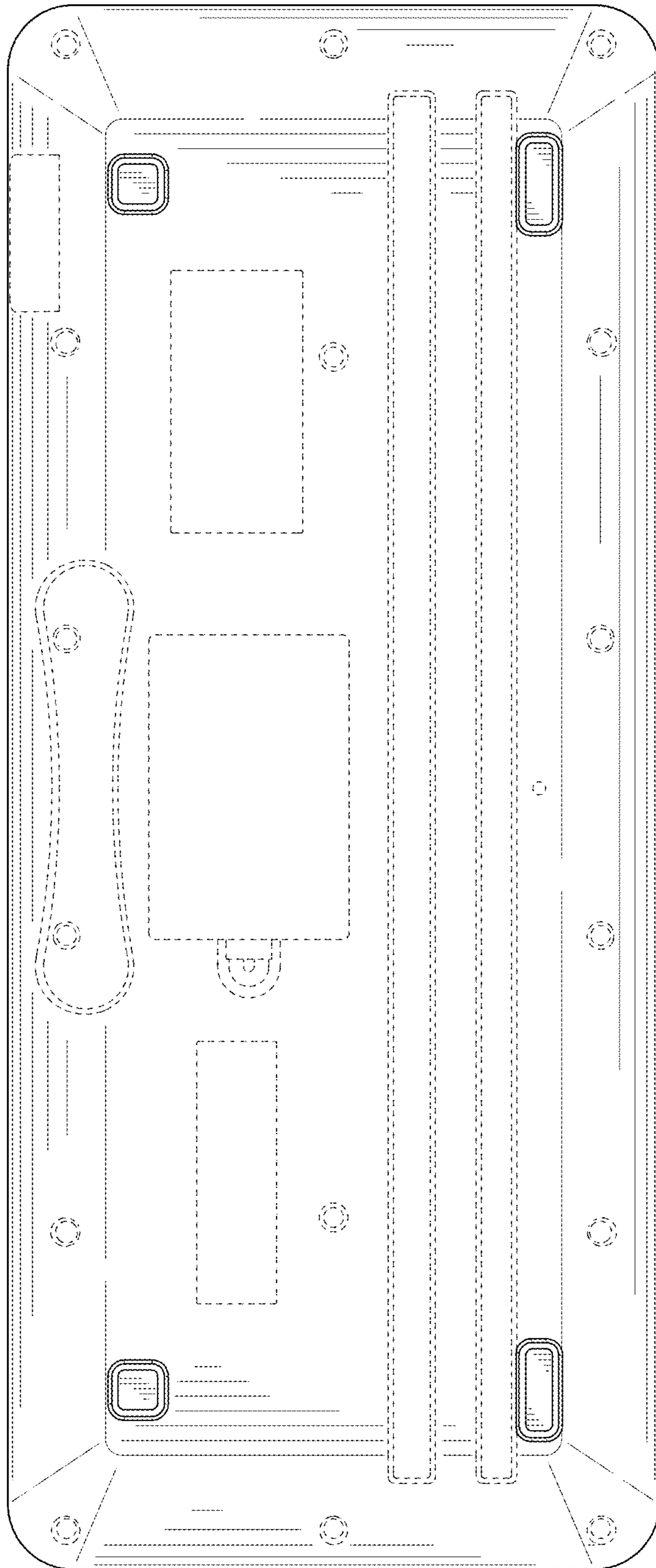


FIG. 3

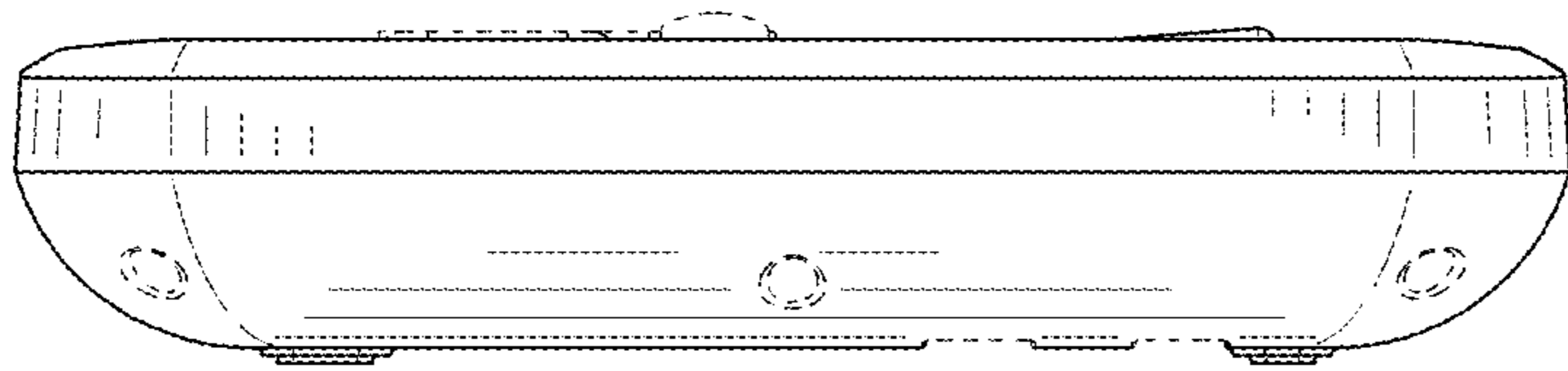


FIG. 4




FIG. 5




FIG. 6

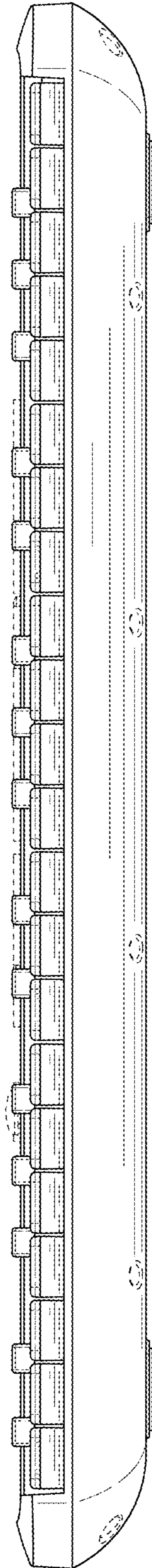


FIG. 7



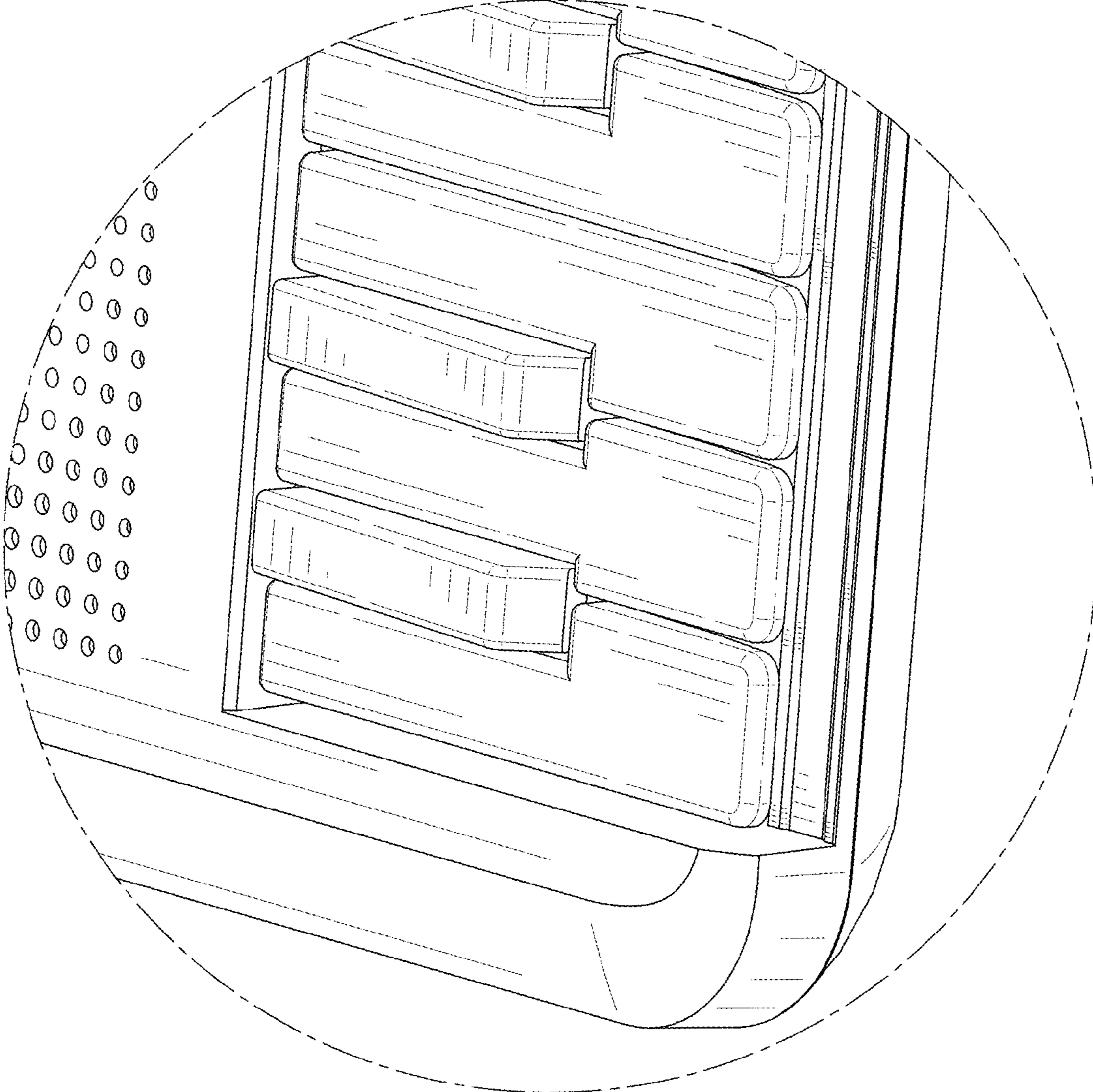


FIG. 8