

US00D940785S

(12) **United States Design Patent**
Huang et al.

(10) **Patent No.:** **US D940,785 S**
(45) **Date of Patent:** **** Jan. 11, 2022**

- (54) **ELECTRONIC PIANO**
- (71) Applicant: **Guangzhou Rantion Technology Co., Ltd.**, Guangzhou (CN)
- (72) Inventors: **Joe Huang**, Guangzhou (CN); **Yaoping Xu**, Guangzhou (CN); **Junfen Chen**, Guangzhou (CN); **Miao Deng**, Guangzhou (CN)
- (73) Assignee: **Guangzhou Rantion Technology Co., Ltd.**, Guangzhou (CN)

D555,710 S	*	11/2007	Suzuki	D17/1
D566,163 S	*	4/2008	Sato	D17/1
D696,714 S	*	12/2013	Kashiwase	D17/1
D696,715 S	*	12/2013	Sato	D17/1
D718,808 S	*	12/2014	Okamura	D17/1
D776,189 S	*	1/2017	Takei	D17/1
D805,126 S	*	12/2017	Inagaki	D17/1
D866,652 S	*	11/2019	Boerner	D17/1

* cited by examiner

Primary Examiner — R. Johnson

(74) *Attorney, Agent, or Firm* — Zan IP

(**) Term: **15 Years**

(21) Appl. No.: **29/747,291**

(22) Filed: **Aug. 21, 2020**

(51) **LOC (13) Cl.** **17-01**

(52) **U.S. Cl.**
USPC **D17/7**

(58) **Field of Classification Search**
USPC D17/1, 2, 7, 99; D21/405, 409;
D14/203.1, 217
CPC ... G10C 1/00; G10C 1/02; G10C 1/04; G10C
3/00; G10C 3/12; G10C 5/00; G10C 5/10
See application file for complete search history.

(56) **References Cited**

U.S. PATENT DOCUMENTS

D316,722 S	*	5/1991	Lerch	D17/1
D506,494 S	*	6/2005	Nishizawa	D17/1

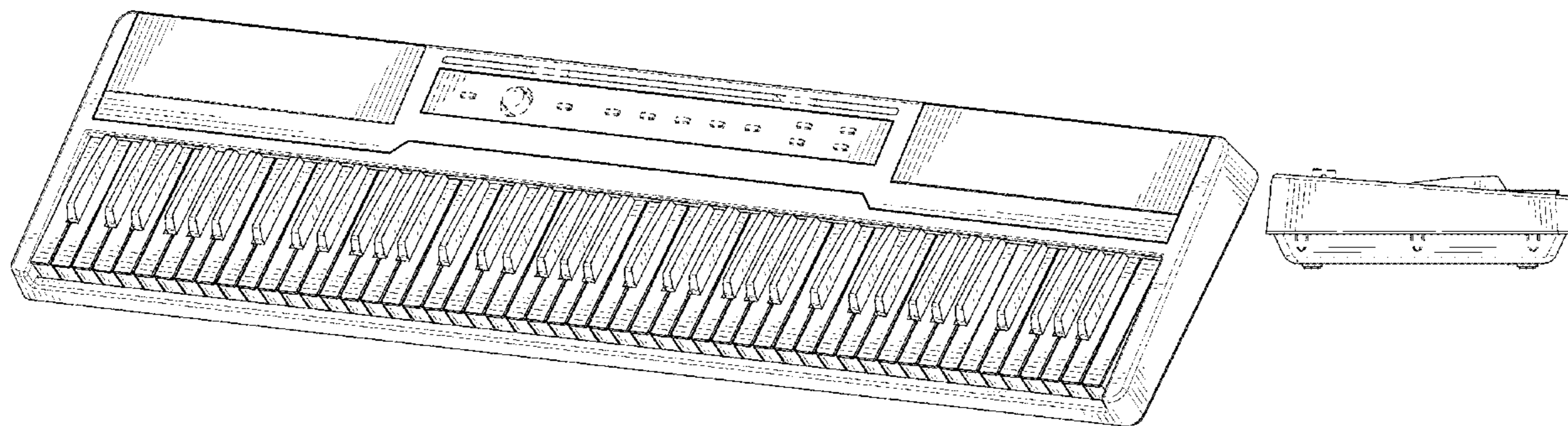
(57) **CLAIM**

The ornamental design for an electronic piano, as shown and described.

DESCRIPTION

FIG. 1 is a front and top perspective view of an electronic piano, showing our new design;
FIG. 2 is a front elevational view thereof;
FIG. 3 is a rear elevational view thereof;
FIG. 4 is a left side elevational view thereof;
FIG. 5 is a right side elevational view thereof;
FIG. 6 is a top plan view thereof; and,
FIG. 7 is a bottom plan view thereof.
The dashed broken lines in the figures illustrate portions of the article that form no part of the claimed design.

1 Claim, 7 Drawing Sheets



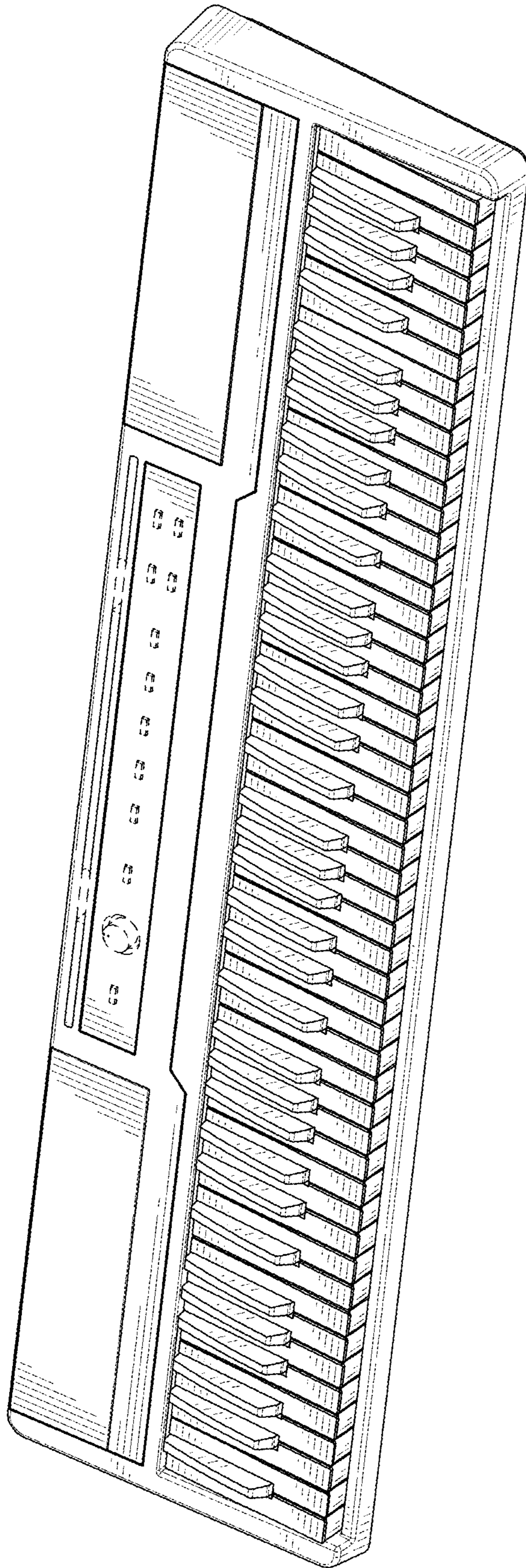


FIG. 1

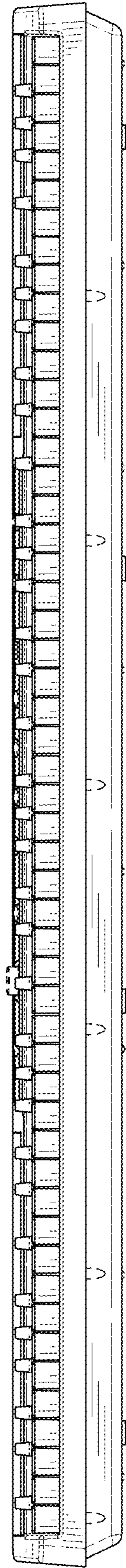


FIG. 2

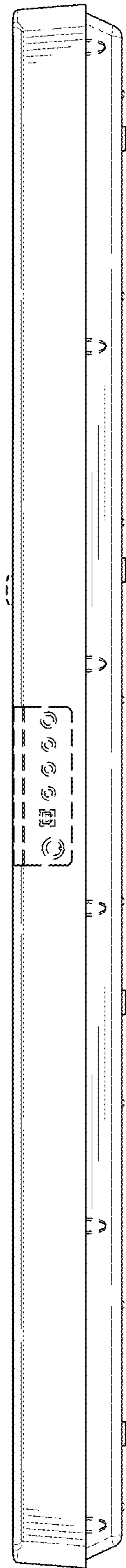


FIG. 3

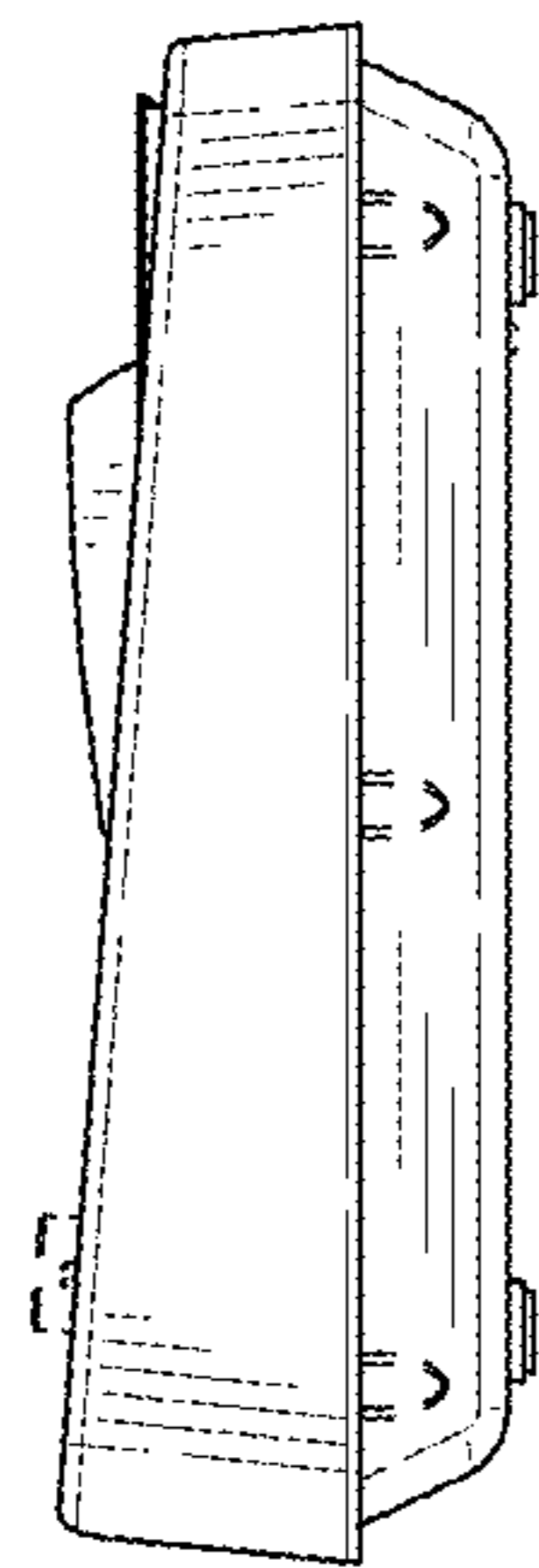


FIG. 4

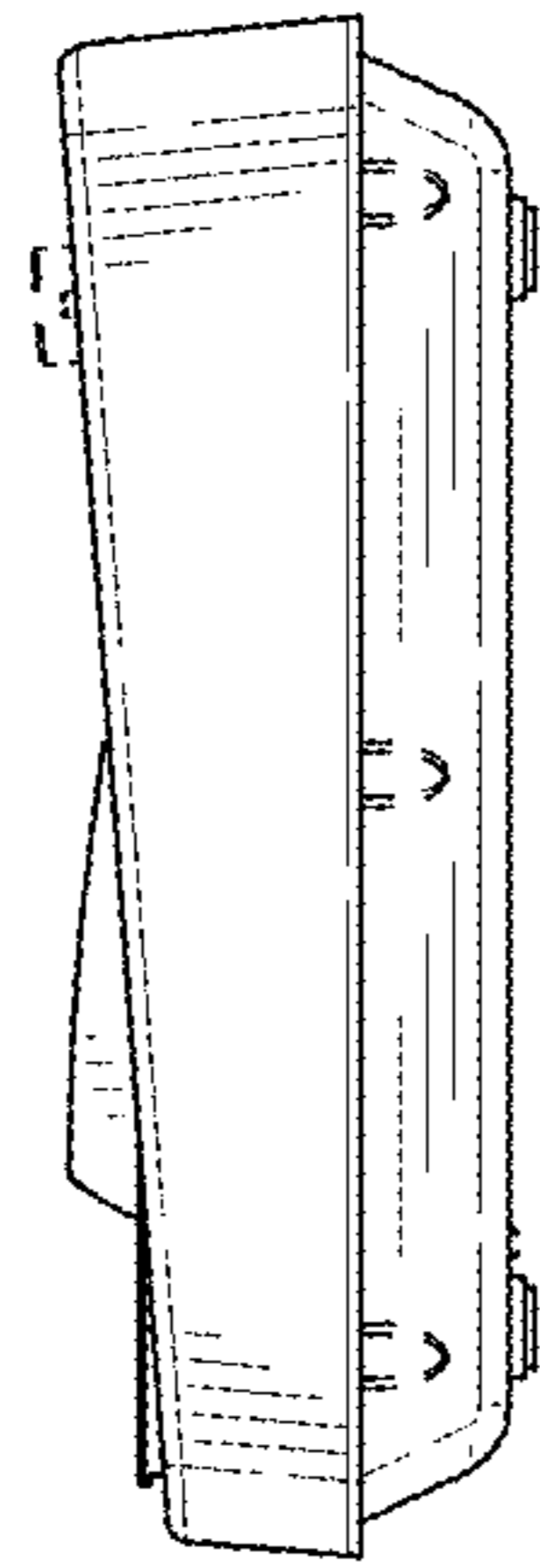


FIG. 5

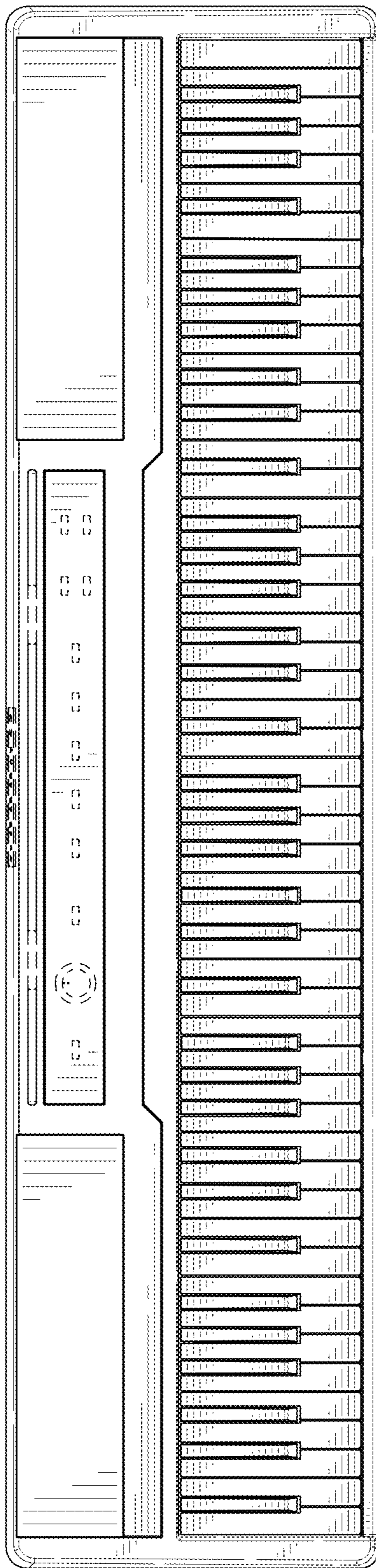


FIG. 6

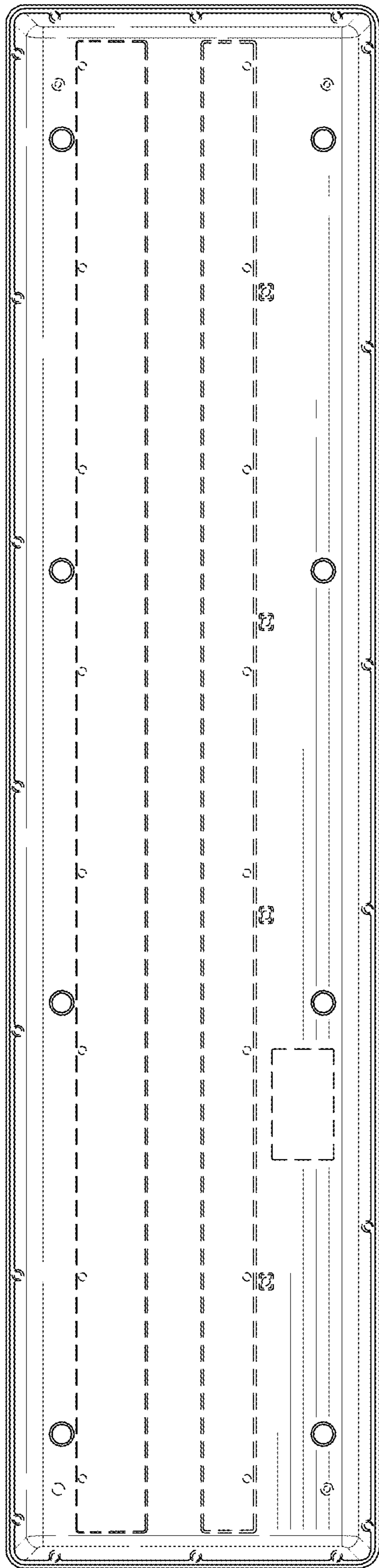


FIG. 7