

US00D940761S

(12) **United States Design Patent**
Mehra et al.

(10) **Patent No.:** **US D940,761 S**

(45) **Date of Patent:** **** Jan. 11, 2022**

(54) **ROBOTIC MOWER**

(71) Applicant: **Husqvarna AB**, Huskvarna (SE)

(72) Inventors: **Rajinder Mehra**, Johanneshov (SE);
Malin Andersson, Huddinge (SE);
Christian Heljeved, Huskvarna (SE)

(73) Assignee: **Husqvarna AB**, Huskvarna (SE)

(**) Term: **15 Years**

(21) Appl. No.: **29/749,402**

(22) Filed: **Sep. 4, 2020**

(30) **Foreign Application Priority Data**

Mar. 5, 2020 (EM) 007736228-0001

(51) **LOC (13) Cl.** **15-03**

(52) **U.S. Cl.**
USPC **D15/14; D15/17**

(58) **Field of Classification Search**
USPC D15/14, 17, 18; 56/11.9, 17.5, 13.4,
56/12.8, 16.7, 202, 255, 294, 295, 320.1,
56/320.2; 180/900, 89.1, 89.12
CPC A01D 34/008; A01D 34/81; A01D 34/416;
A01D 34/4166; A01D 34/4167; A01D
34/87; A01D 34/90; B60L 1/003; B60L
3/0061; B60L 11/1803; B60L 11/1805;
B60L 11/1877; B60L 15/20; B60L
2260/28; B60L 2200/40; B60L 2220/16;
B60L 2220/46; B60L 2240/36; B60L
2240/421; A01G 3/04; A01G 3/0435
See application file for complete search history.

(56) **References Cited**

U.S. PATENT DOCUMENTS

D679,294 S * 4/2013 Tajik D15/17
D679,295 S * 4/2013 Tajik D15/17

D681,065 S * 4/2013 Maeda D15/17
D718,339 S * 11/2014 Damshak D15/14
D718,341 S * 11/2014 Gur D15/14
D718,793 S * 12/2014 Gur D15/14
D745,897 S * 12/2015 Mehra D15/17
D758,455 S * 6/2016 Maibach D15/14
D760,806 S * 7/2016 Cmich D15/14
D776,169 S * 1/2017 Cmich D15/14
D781,926 S * 3/2017 Al-Hashimi D15/14
D796,555 S * 9/2017 Landberg D15/14
D852,232 S * 6/2019 Eidson D15/14
D880,532 S * 4/2020 Gunnarsson D15/14
D881,252 S * 4/2020 Vestberg D15/199
D889,517 S * 7/2020 Prybor D15/14
D890,219 S * 7/2020 Tat D15/14
D928,202 S * 8/2021 Li D15/14

* cited by examiner

Primary Examiner — Mark A Goodwin

(74) *Attorney, Agent, or Firm* — Burr & Forman, LLP

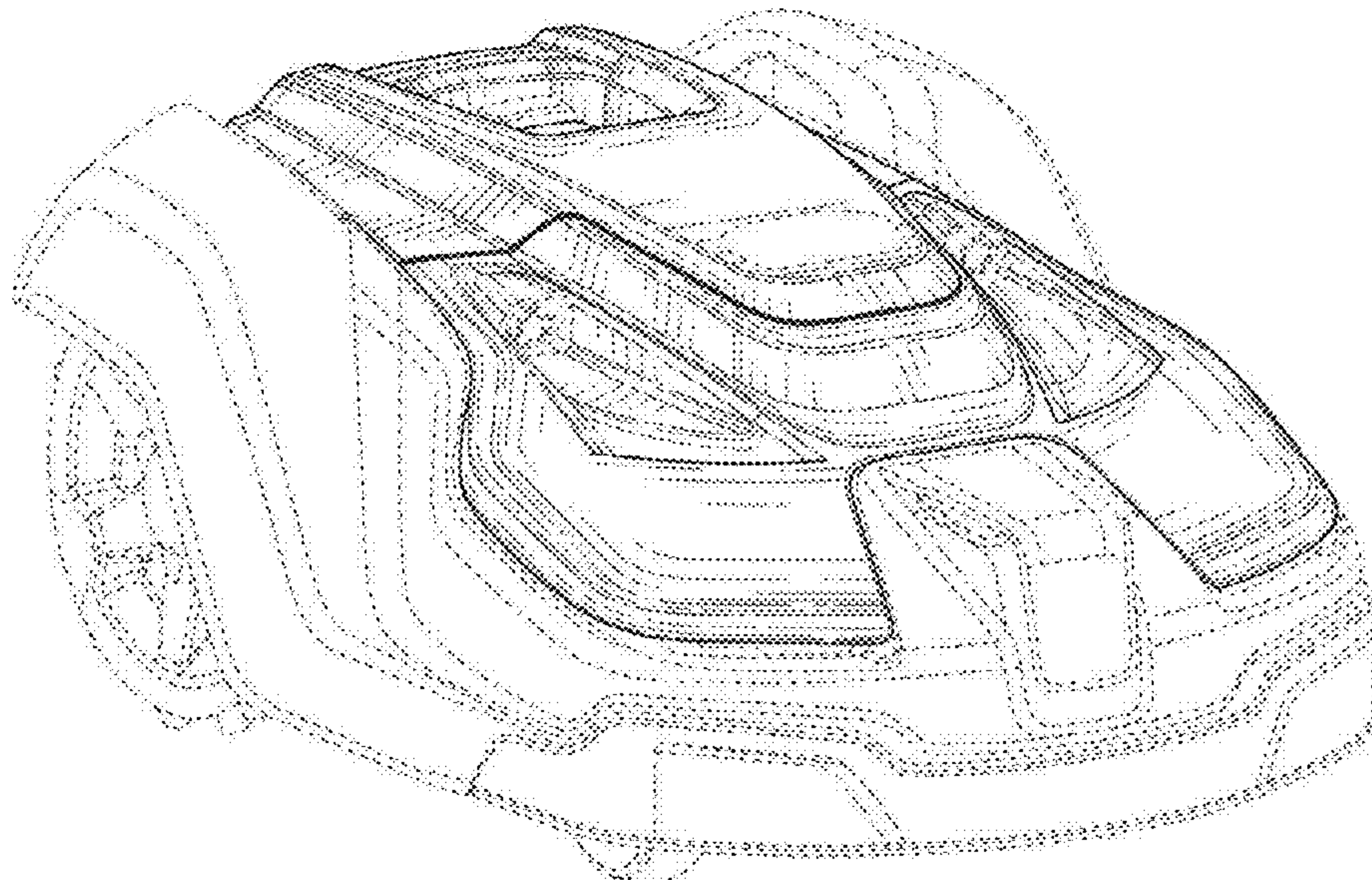
(57) **CLAIM**

The ornamental design for the robotic mower, as shown and described.

DESCRIPTION

FIG. 1 is a perspective view of a robotic mower of the present invention;
FIG. 2 is a back view of the robotic mower of FIG. 1;
FIG. 3 is a front view of the robotic mower of FIG. 1;
FIG. 4 is a left side view of the robotic mower of FIG. 1;
FIG. 5 is a right side view of the robotic mower of FIG. 1;
FIG. 6 is a top view of the robotic mower of FIG. 1; and,
FIG. 7 is a bottom view of the robotic mower of FIG. 1.
The broken lines of the robotic mower in FIGS. 1-7 form no part of the claimed design.

1 Claim, 6 Drawing Sheets



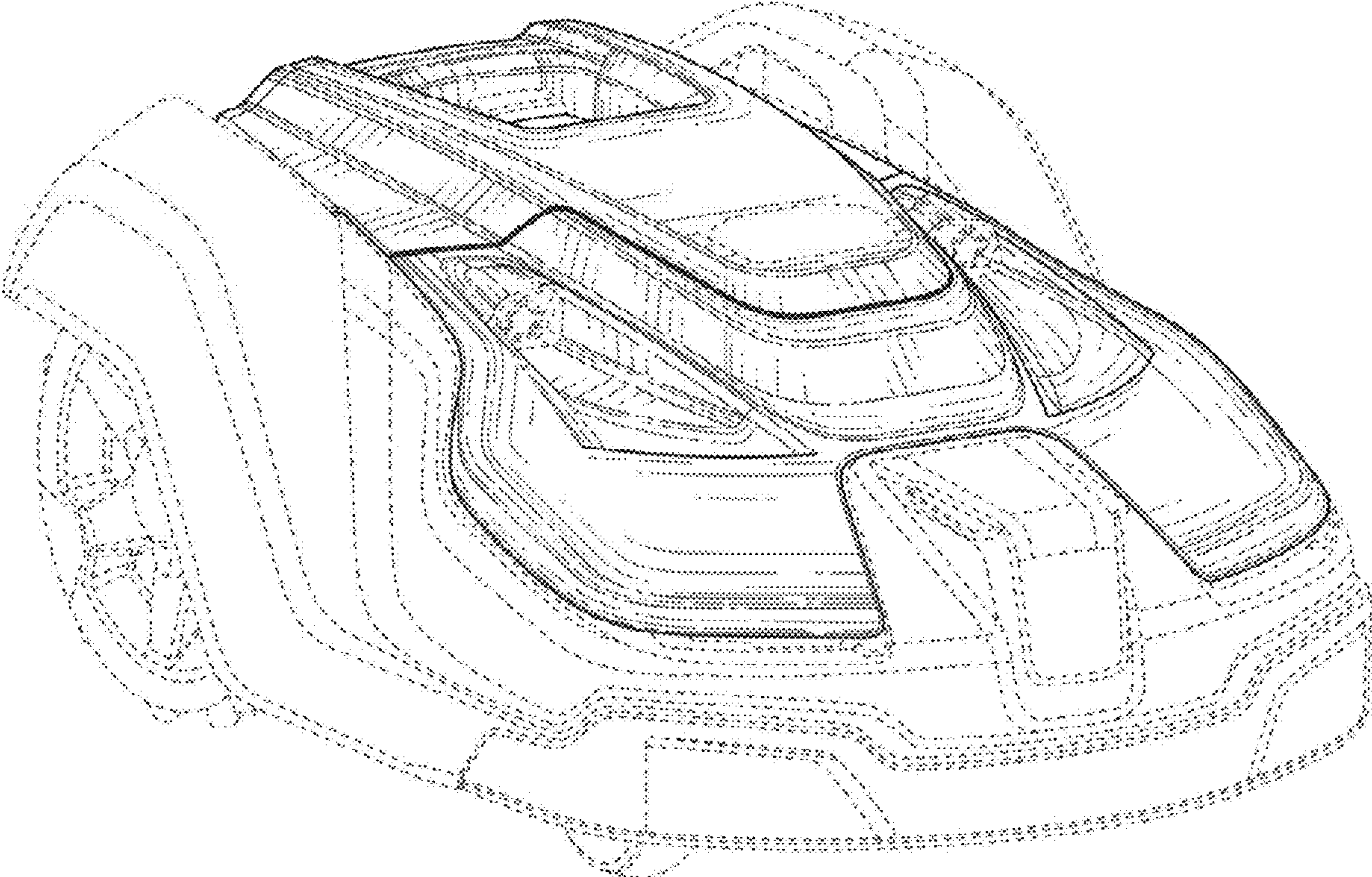


FIG. 1

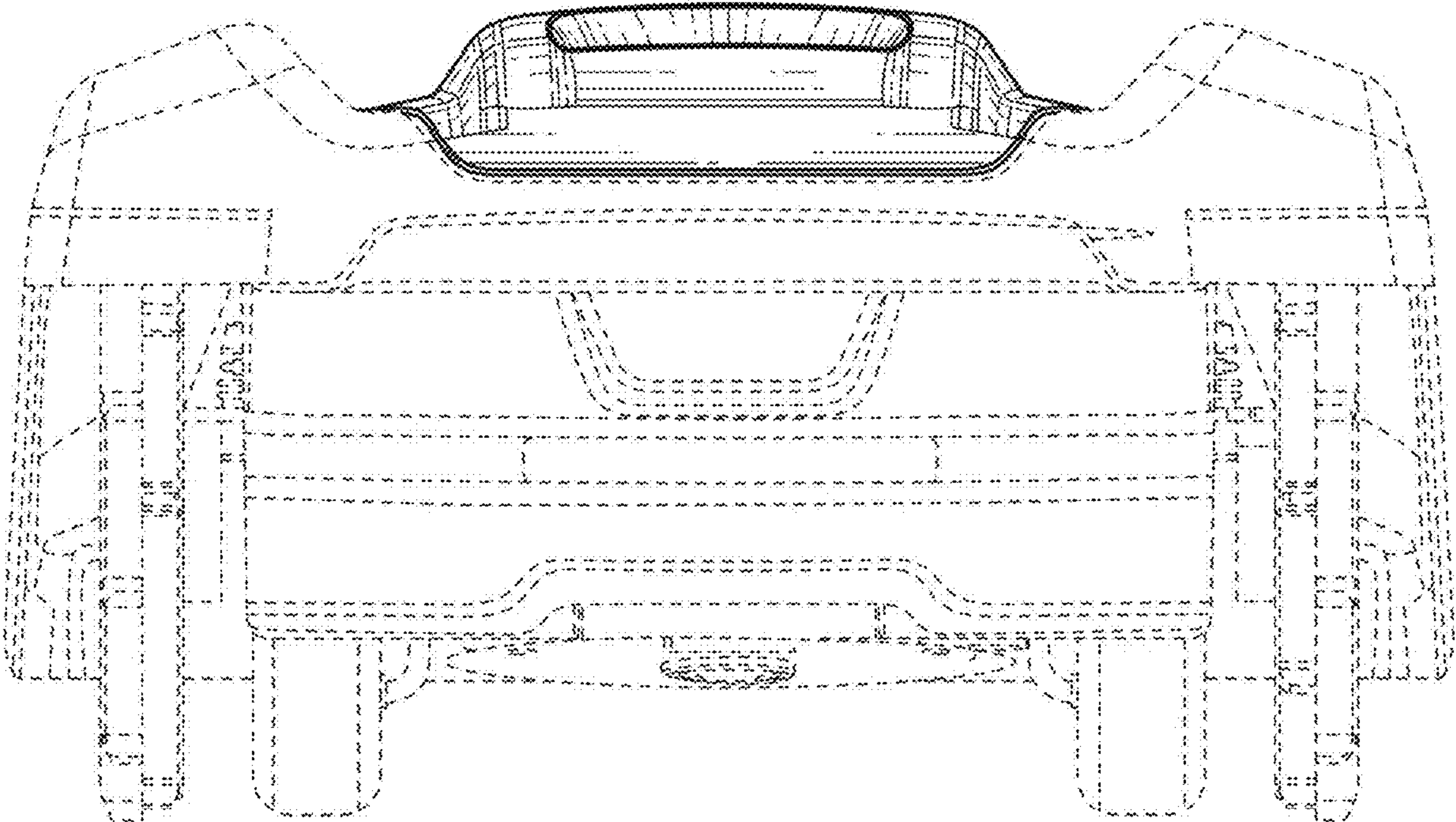


FIG. 2

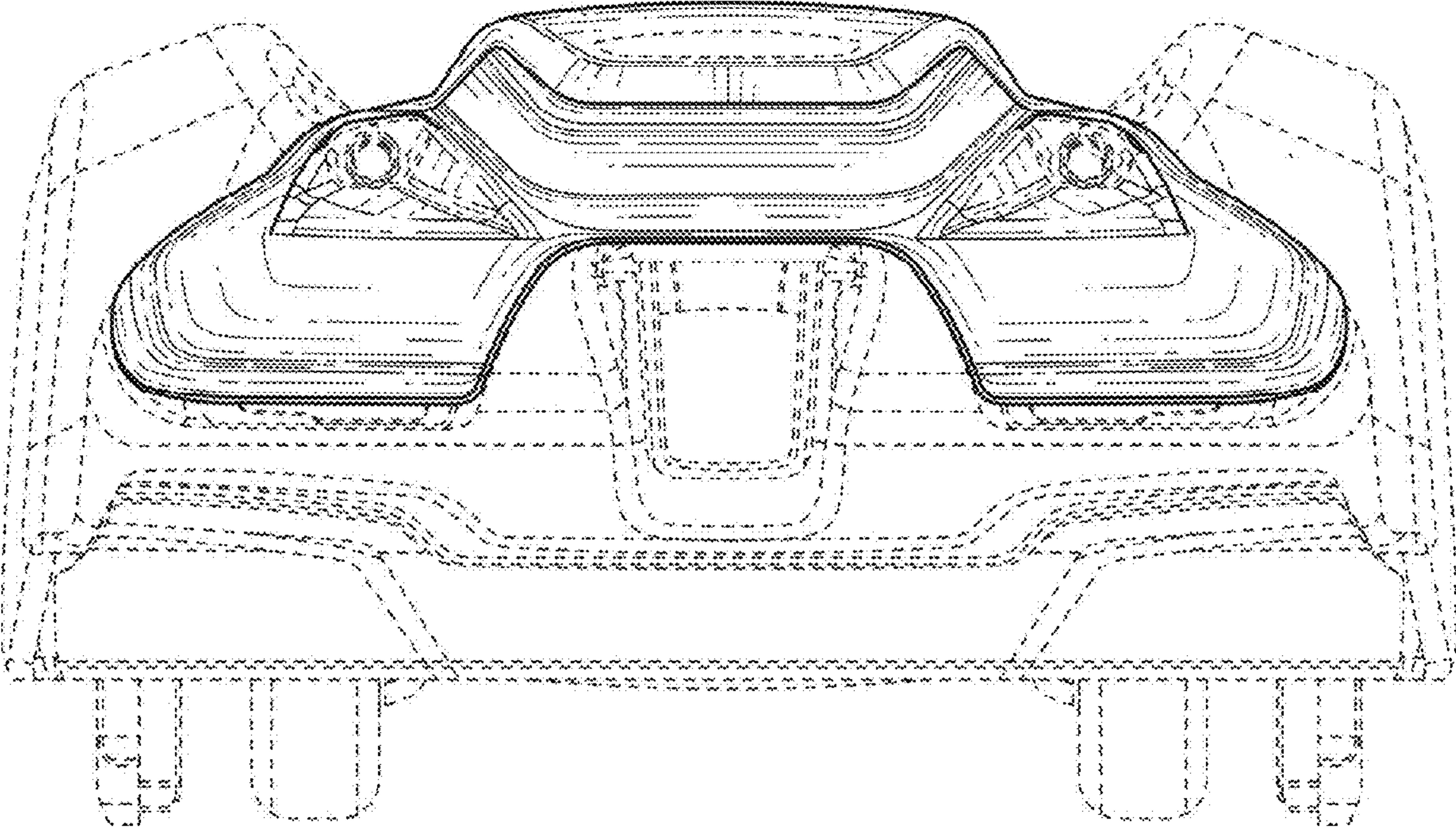


FIG. 3

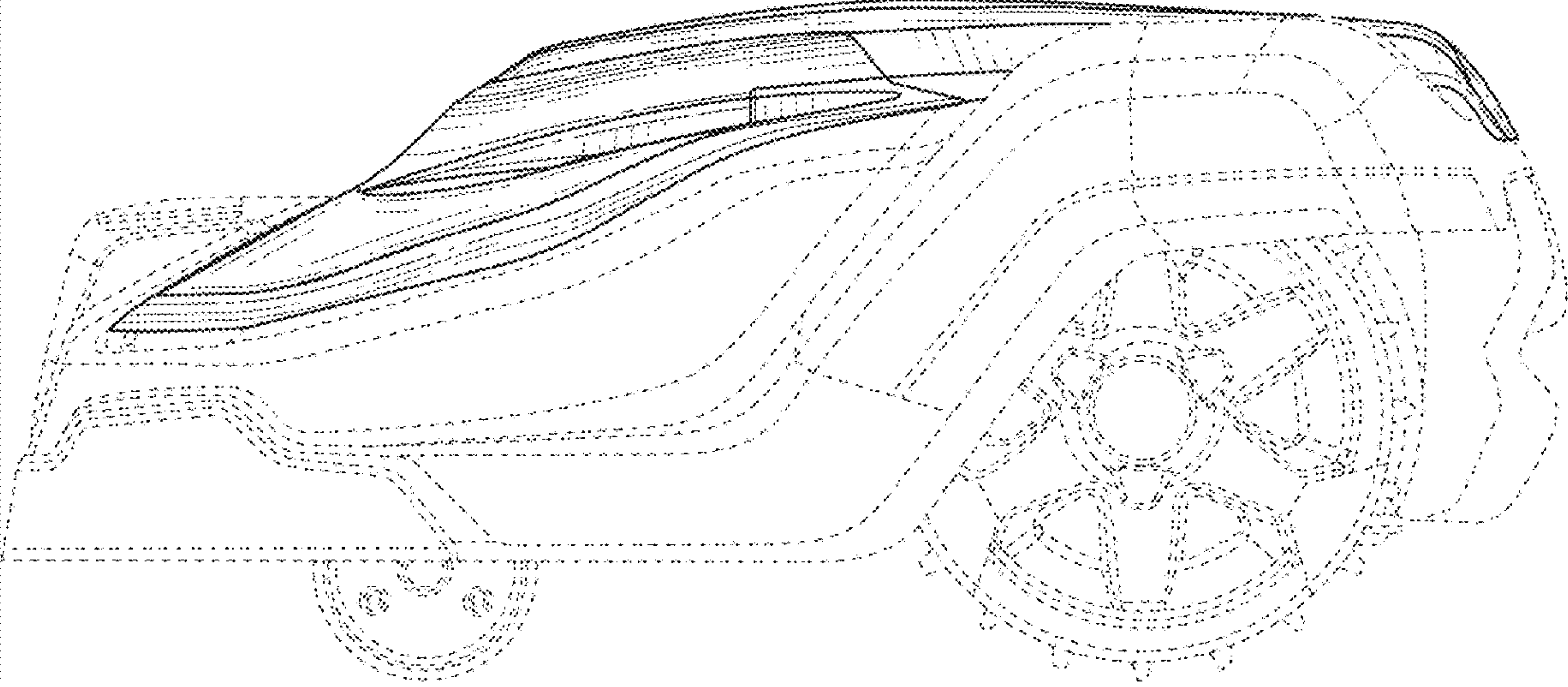


FIG. 4

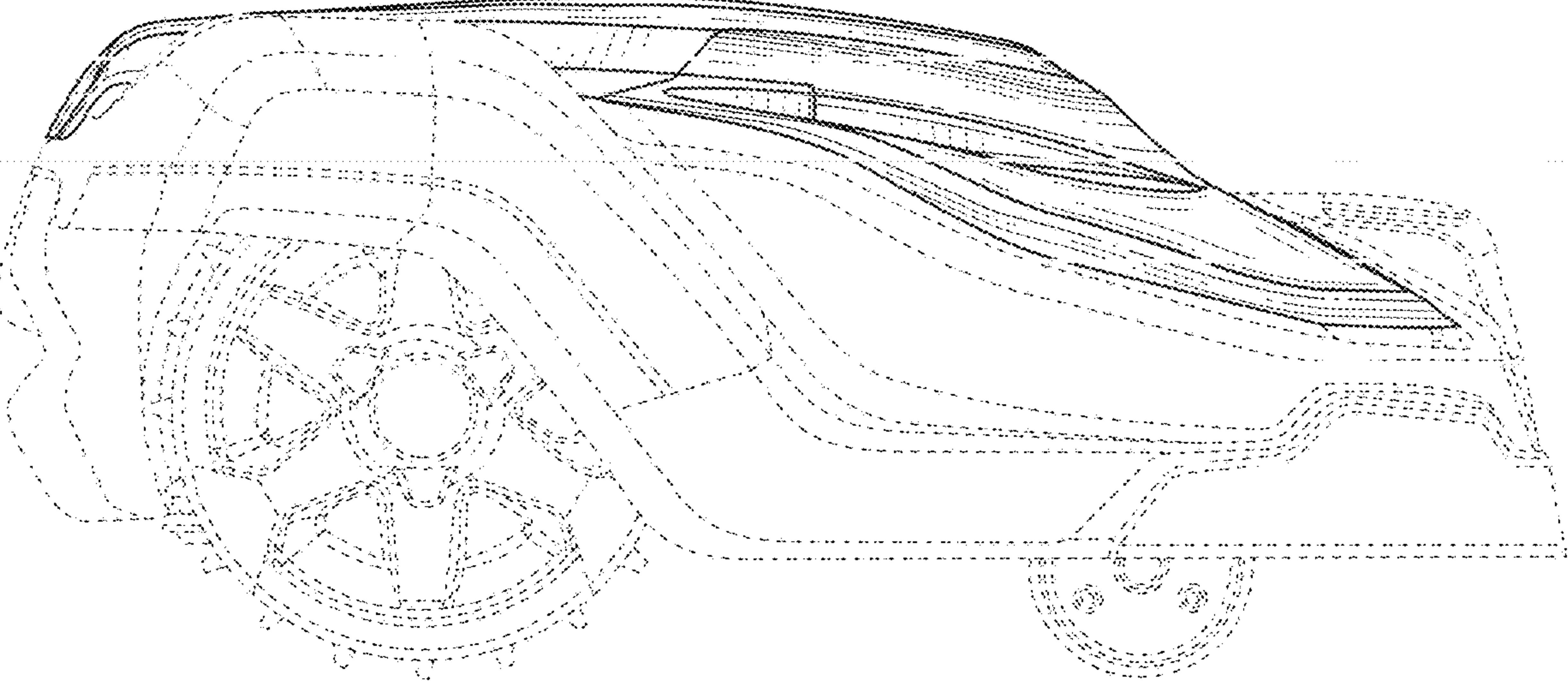


FIG. 5

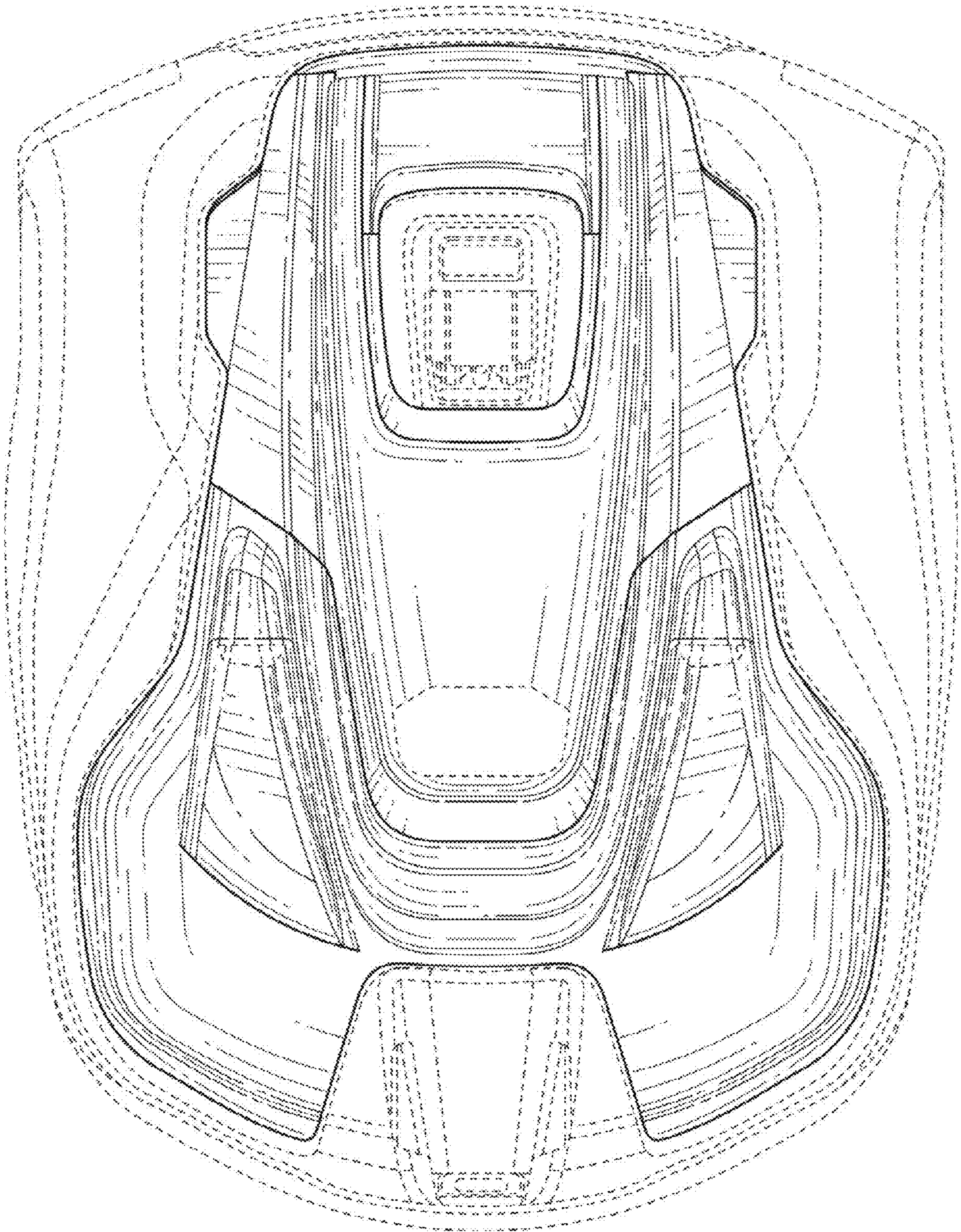


FIG. 6

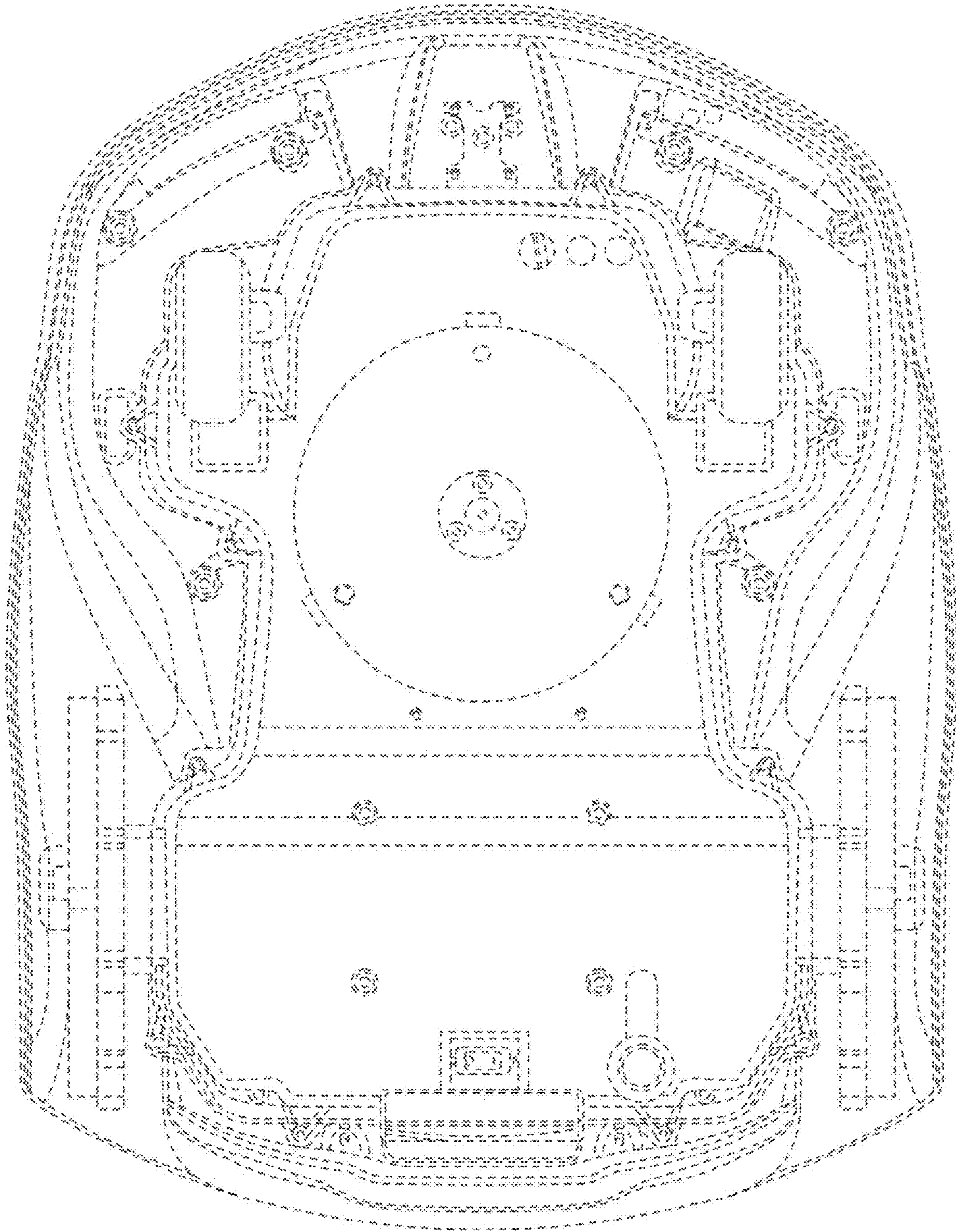


FIG. 7