



US00D940717S

(12) **United States Design Patent**  
**Shim**

(10) **Patent No.:** **US D940,717 S**

(45) **Date of Patent:** **\*\* Jan. 11, 2022**

(54) **EXTERNAL SSD STORAGE DEVICE**

(71) Applicant: **SAMSUNG ELECTRONICS CO., LTD.**, Suwon-si (KR)

(72) Inventor: **Hyung Sup Shim**, Seoul (KR)

(73) Assignee: **SAMSUNG ELECTRONICS CO., LTD.**, Suwon-si (KR)

(\*\*) Term: **15 Years**

(21) Appl. No.: **29/695,264**

(22) Filed: **Jun. 18, 2019**

**Related U.S. Application Data**

(63) Continuation of application No. 29/603,972, filed on May 15, 2017, now abandoned.

(30) **Foreign Application Priority Data**

Nov. 15, 2016 (KR) ..... 30-2016-0054952

(51) **LOC (13) Cl.** ..... **14-03**

(52) **U.S. Cl.**  
USPC ..... **D14/435**

(58) **Field of Classification Search**

USPC ..... D14/480.1–480.7, 435.1, 411, 433, 436,  
D14/484.1, 137, 155, 203.1–203.8, 240,  
D14/242; D13/133, 154

CPC ..... H05K 5/0278; G06K 19/07732  
See application file for complete search history.

(56) **References Cited**

**U.S. PATENT DOCUMENTS**

D588,545 S \* 3/2009 Andre ..... D13/147  
D707,681 S \* 6/2014 Akana ..... D14/433  
D742,320 S \* 11/2015 Akana ..... D13/147

D781,785 S \* 3/2017 Akana ..... D13/147  
D845,953 S \* 4/2019 Boehmer ..... D14/433  
D878,292 S \* 3/2020 Wu ..... D13/110  
D881,890 S \* 4/2020 Wen ..... D14/433  
D892,048 S \* 8/2020 Zhuang ..... D13/110  
D896,220 S \* 9/2020 Wu ..... D14/357  
D899,377 S \* 10/2020 Akana ..... D13/147  
D900,109 S \* 10/2020 Wu ..... D14/433  
D909,385 S \* 2/2021 Kong ..... D14/433  
2014/0073191 A1 \* 3/2014 Colahan ..... H01R 13/6315  
439/640

\* cited by examiner

*Primary Examiner* — Angela J Lee

(74) *Attorney, Agent, or Firm* — Sughrue Mion, PLLC

(57) **CLAIM**

The ornamental design for a external SSD storage device, as shown and described.

**DESCRIPTION**

FIG. 1 is a front perspective view illustrating the whole shape of this design.

FIG. 2 is a front view of this design.

FIG. 3 is a rear view of this design.

FIG. 4 is a left side view of this design.

FIG. 5 is a right side view of this design.

FIG. 6 is a top plan view of this design.

FIG. 7 is a bottom plan view of this design; and,

FIG. 8 is a rear perspective view illustrating the whole shape of this design.

The broken lines are for illustrative purposes only and form no part of the claimed design.

The external SSD storage drive is shown with a symbolic break in its length. The appearance of any portion of the article between the break lines forms no part of the claimed design.

**1 Claim, 6 Drawing Sheets**

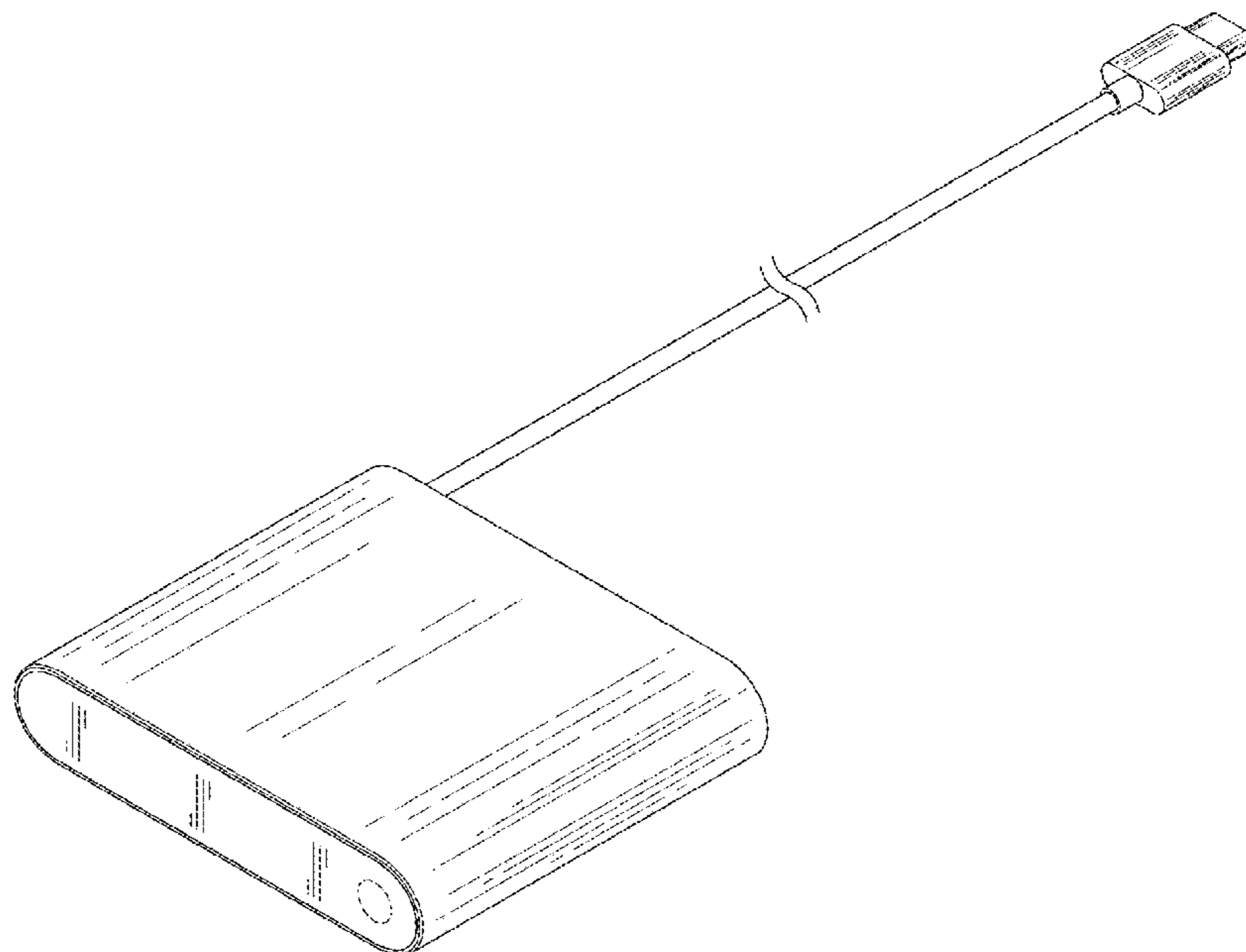


FIG. 1

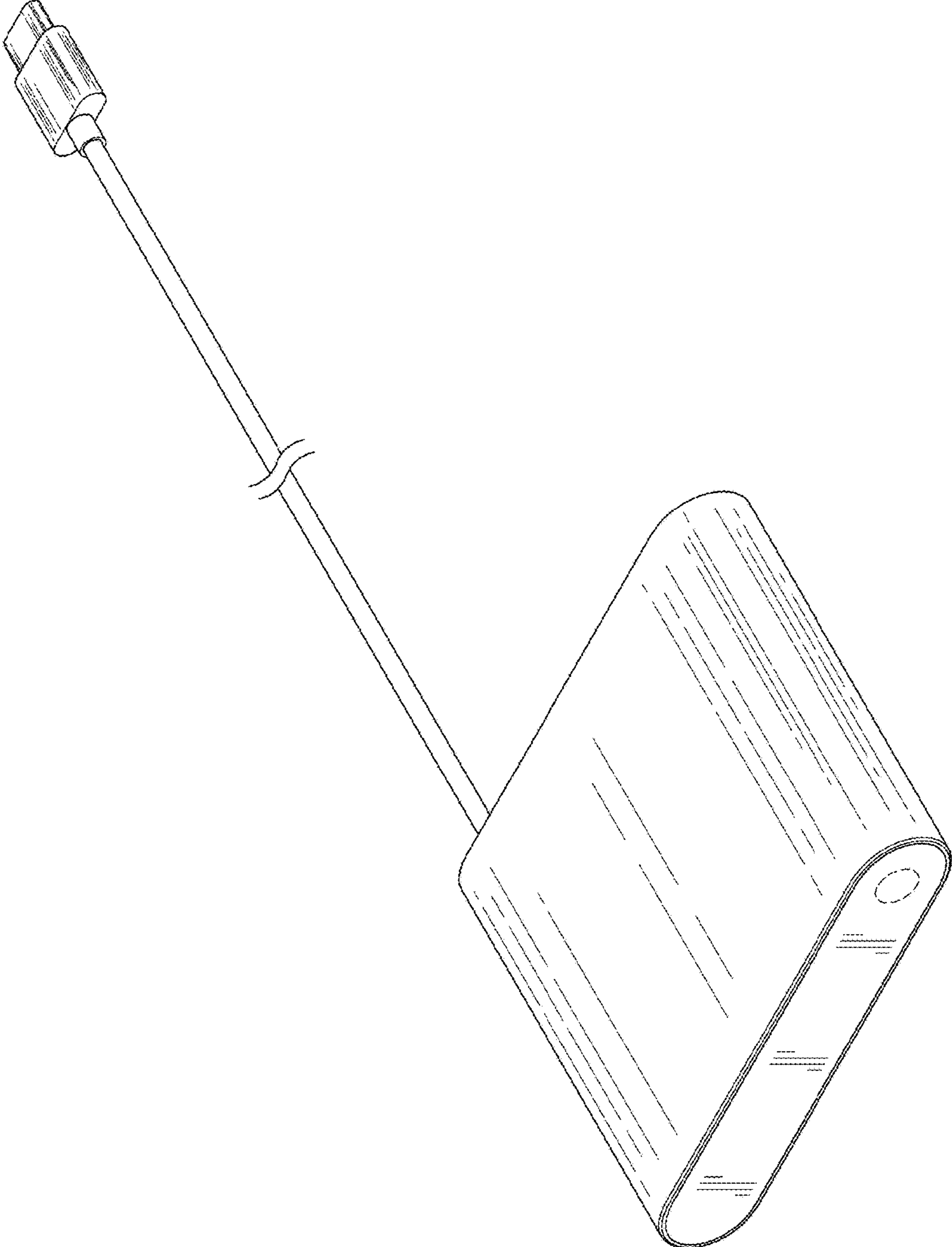


FIG. 2

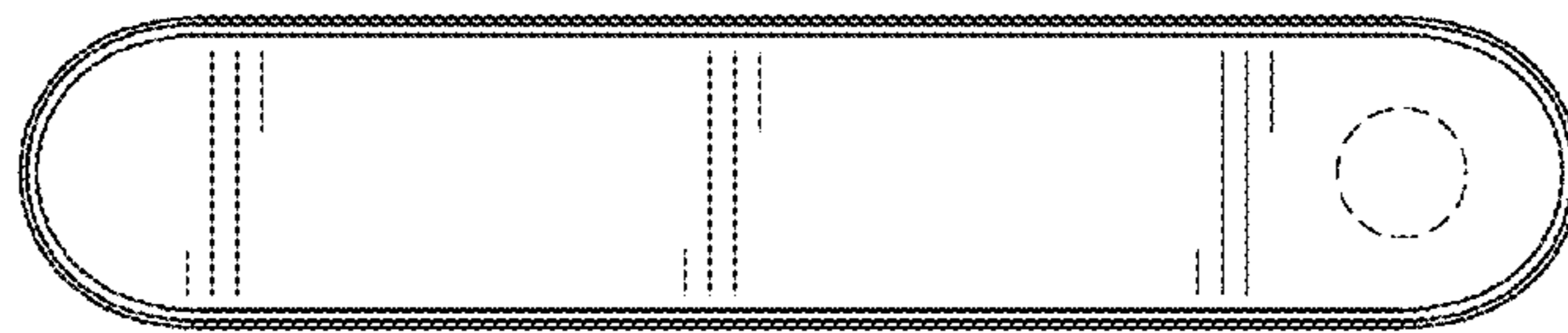


FIG. 3




FIG. 4

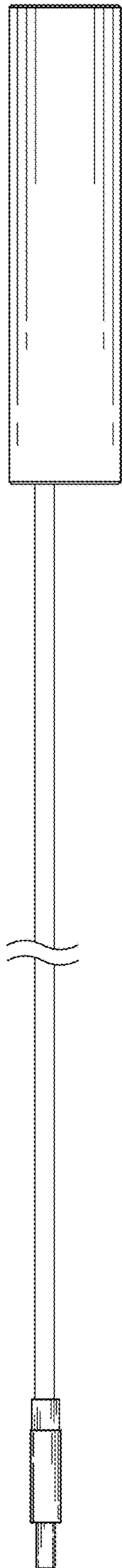


FIG. 5

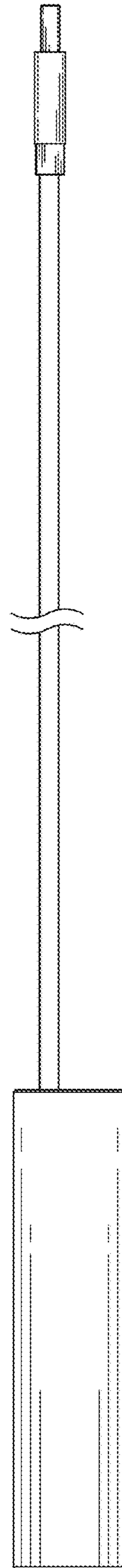


FIG. 6

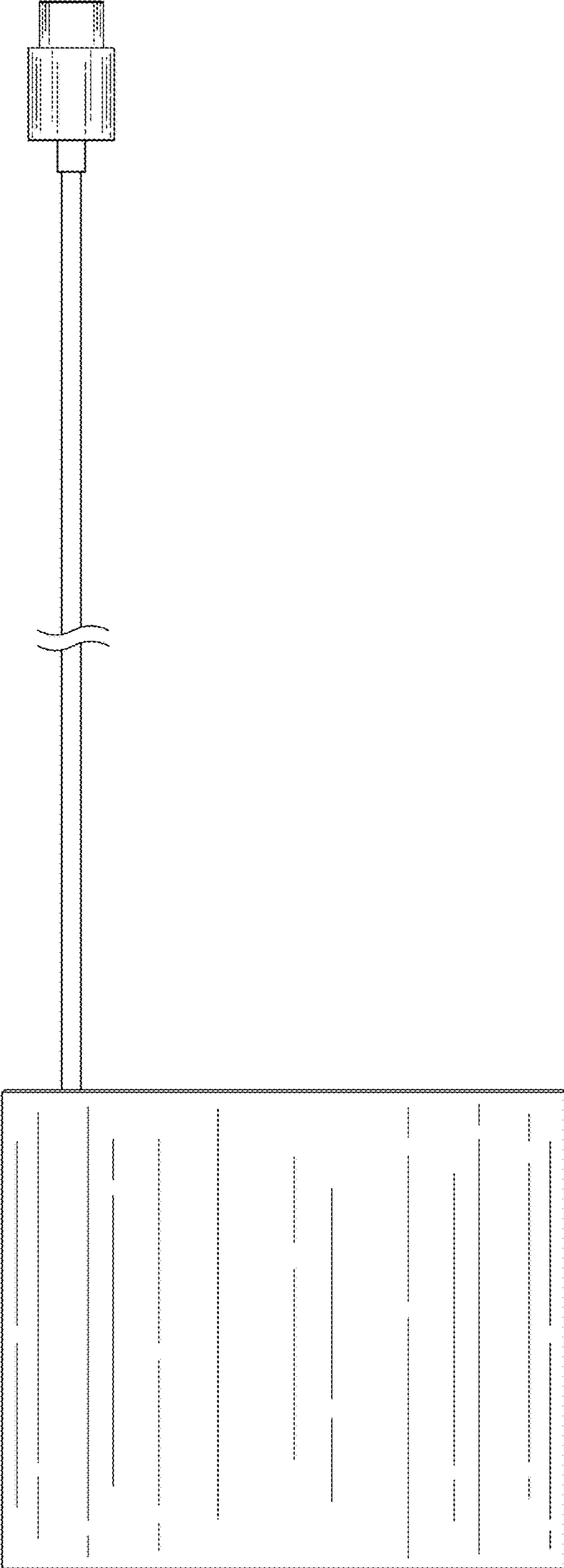


FIG. 7

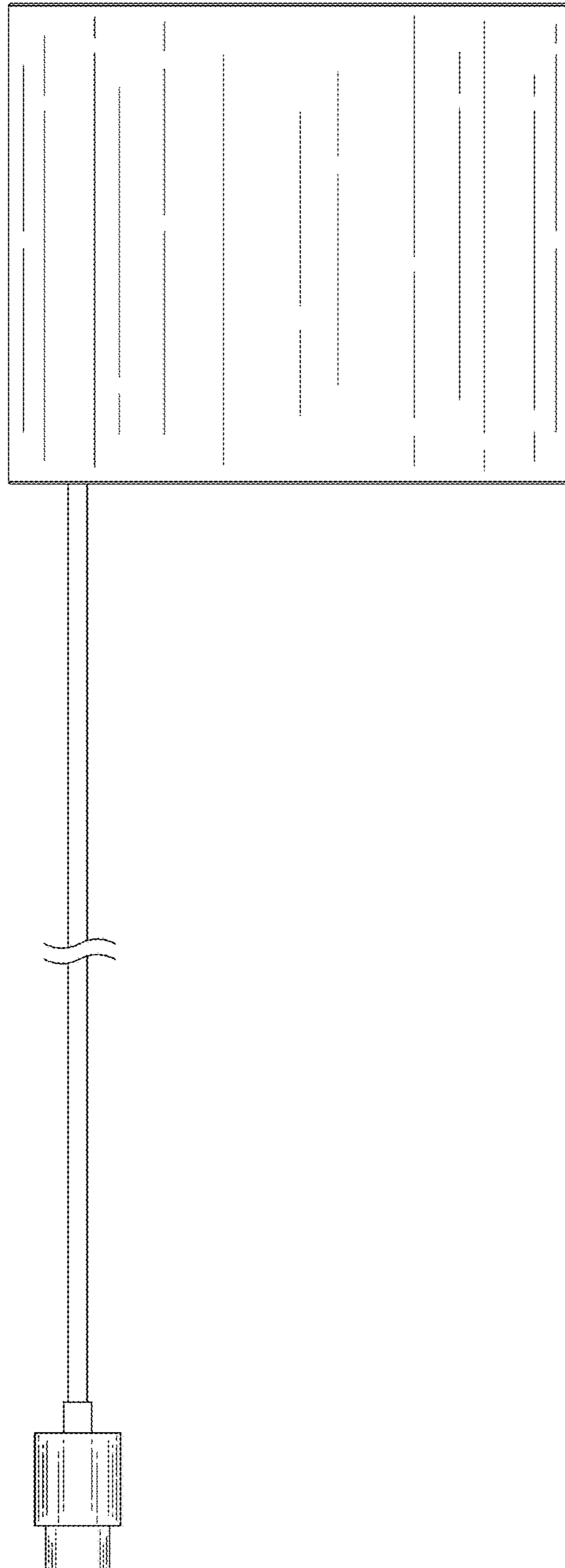


FIG. 8

