



US00D940706S

(12) **United States Design Patent**
Wu

(10) **Patent No.:** **US D940,706 S**
(45) **Date of Patent:** **** Jan. 11, 2022**

(54) **SMART WATCH**

(71) Applicant: **SHENZHEN MONSTER INTELLIGENT INDUSTRIAL CO., LTD**, Shenzhen (CN)

(72) Inventor: **Honghua Wu**, Zhoukou (CN)

(73) Assignee: **SHENZHEN MONSTER INTELLIGENT INDUSTRIAL CO., LTD**, Shenzhen (CN)

(**) Term: **15 Years**

(21) Appl. No.: **29/763,784**

(22) Filed: **Dec. 24, 2020**

(51) **LOC (13) Cl.** **14-02**

(52) **U.S. Cl.**
USPC **D14/344**

(58) **Field of Classification Search**
USPC ... D14/138 R, 144, 341, 344, 358, 205, 223, D14/249; D10/30-39, 70, 98; D11/93-94; D24/167, 169, 186-187
CPC G04G 17/08; G04G 21/08; G06F 1/163; A61B 5/0243; A61B 5/681
See application file for complete search history.

(56) **References Cited**

U.S. PATENT DOCUMENTS

D744,356 S * 12/2015 Akana D10/70
D749,570 S * 2/2016 Lee D14/344

D784,345 S 4/2017 Kwon
D805,513 S * 12/2017 Akana D14/344
D866,350 S * 11/2019 Park D10/38
D881,185 S * 4/2020 He D14/344
D901,493 S 11/2020 Gao
D909,369 S * 2/2021 Wu D14/344
D912,665 S * 3/2021 Zhang D14/344
D923,003 S * 6/2021 Lin D14/344
D923,004 S * 6/2021 Gao D14/344

* cited by examiner

Primary Examiner — Calvin E Vansant

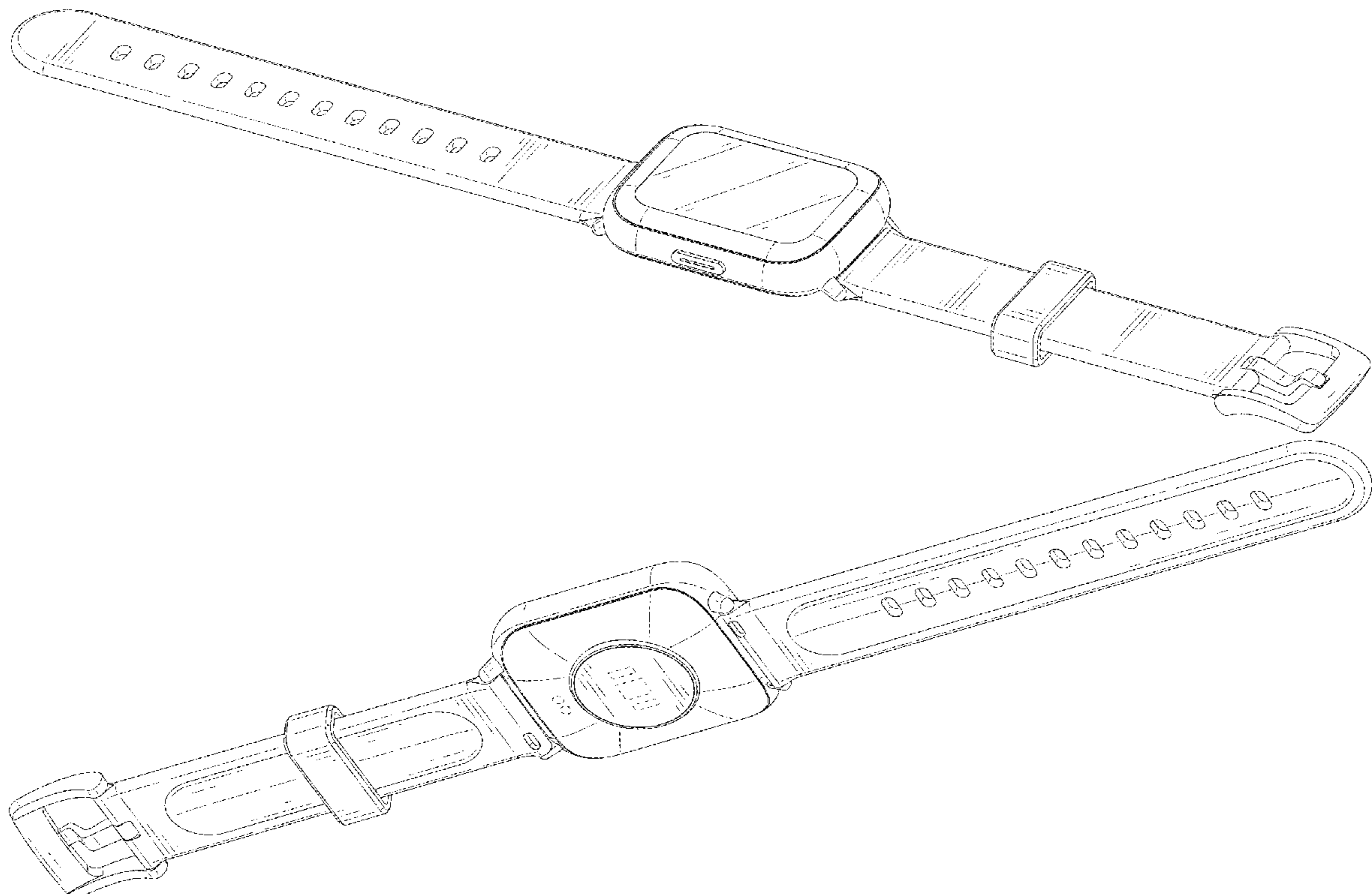
(57) **CLAIM**

The ornamental design for a smart watch, as shown and described.

DESCRIPTION

FIG. 1 is a perspective view of a smart watch showing my new design;
FIG. 2 is another perspective view thereof;
FIG. 3 is a front elevational view thereof;
FIG. 4 is a rear elevational view thereof;
FIG. 5 is a left side elevational view thereof;
FIG. 6 is a right side elevational view thereof;
FIG. 7 is a top plan view thereof;
FIG. 8 is a bottom plan view thereof;
FIG. 9 is an enlarged left side elevational view of the smart watch; and,
FIG. 10 is an enlarged right side elevational view of the smart watch.
The broken lines in the drawings depict portions of the smart watch that form no part of the claimed design.

1 Claim, 10 Drawing Sheets



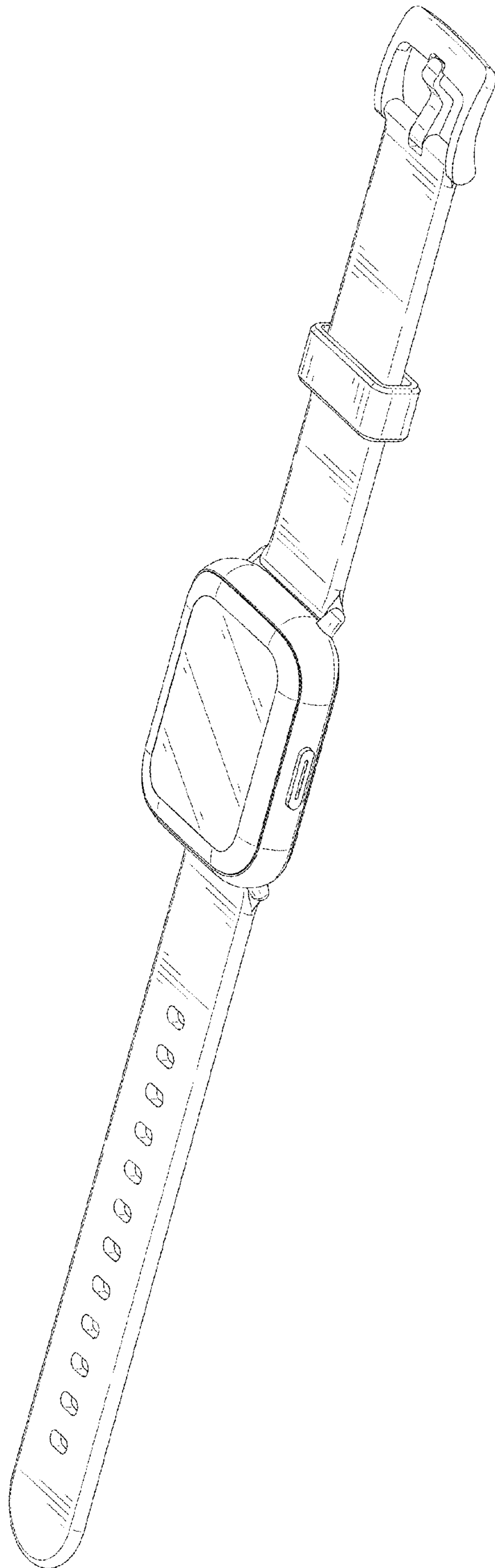


FIG. 1

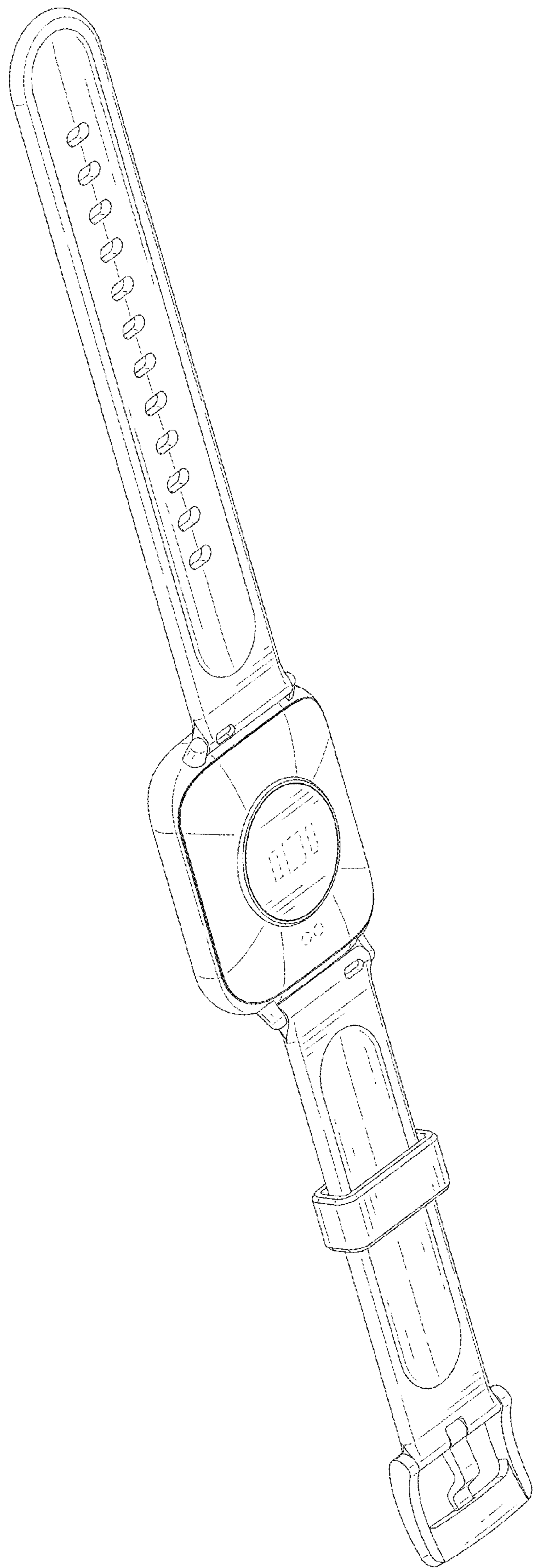


FIG. 2

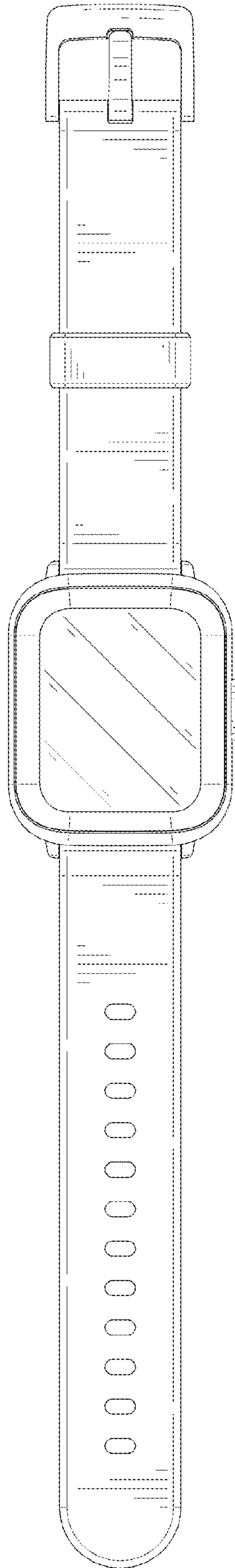


FIG. 3

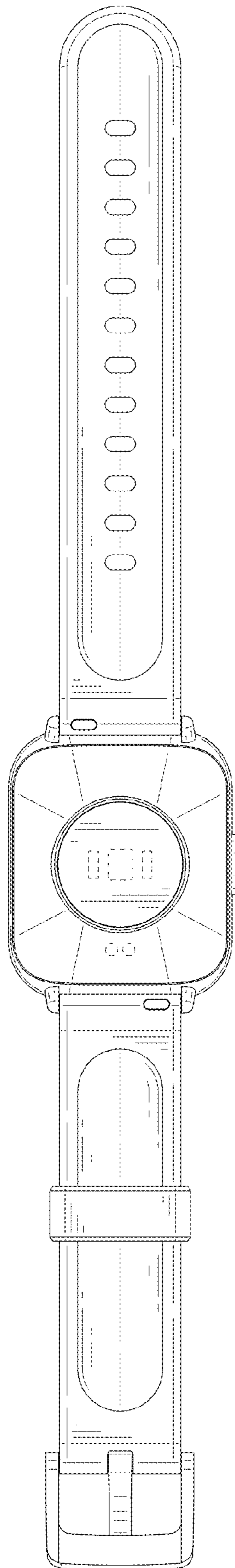


FIG. 4




FIG. 5

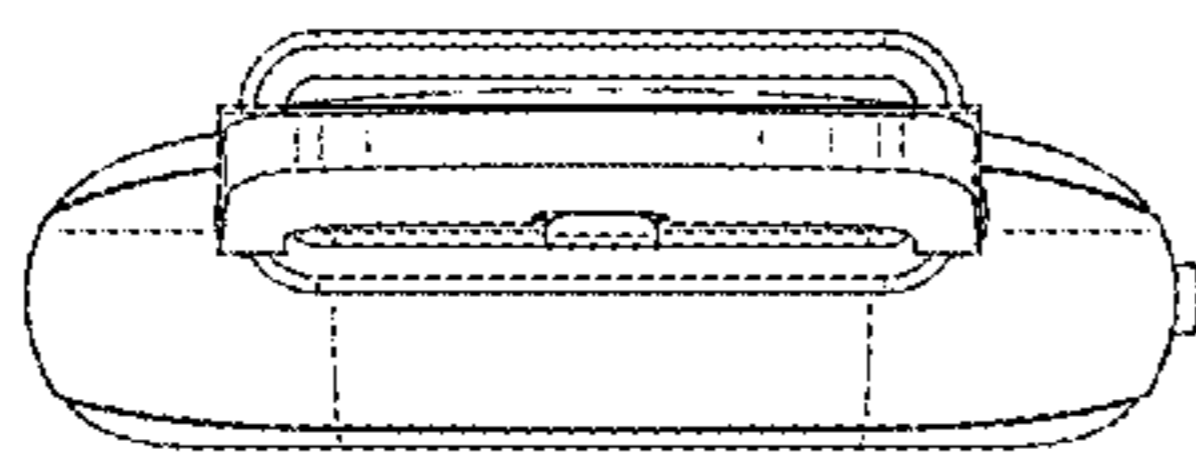


FIG. 6

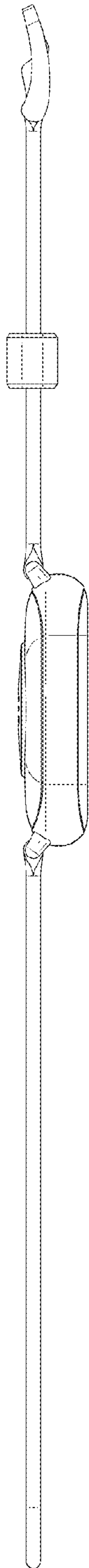


FIG. 7

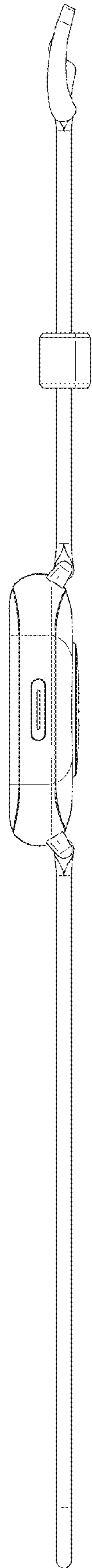


FIG. 8

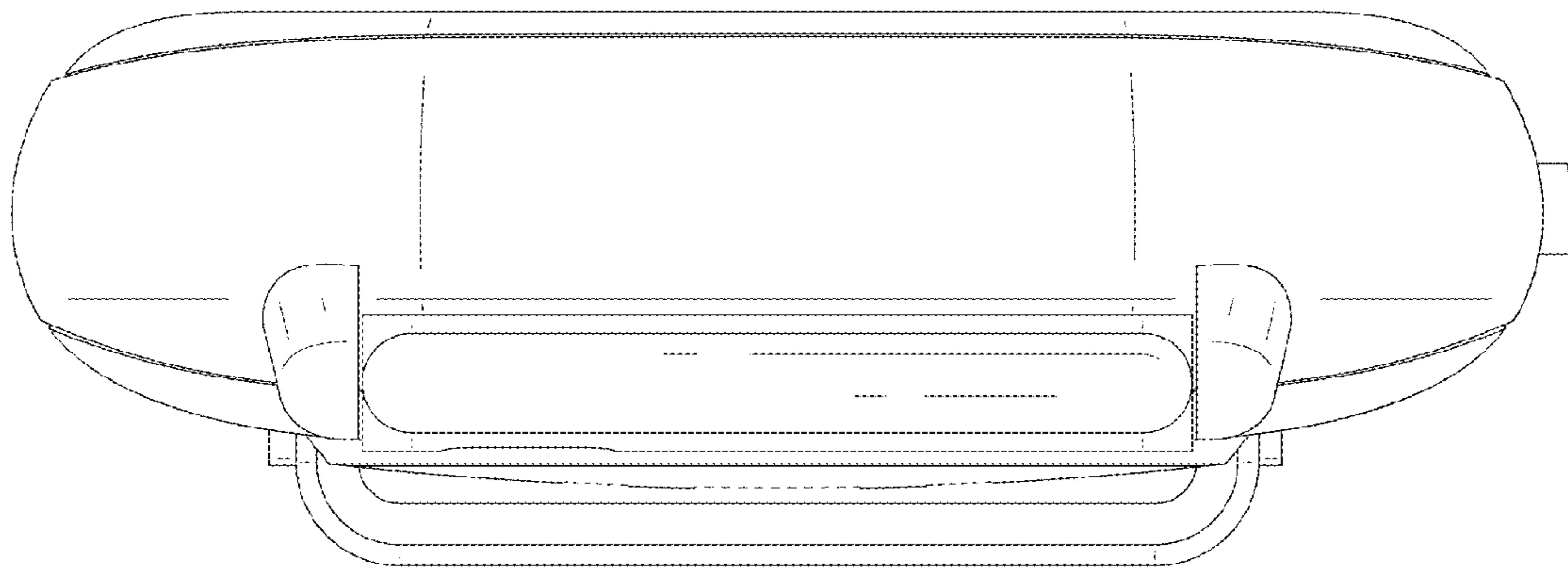


FIG. 9

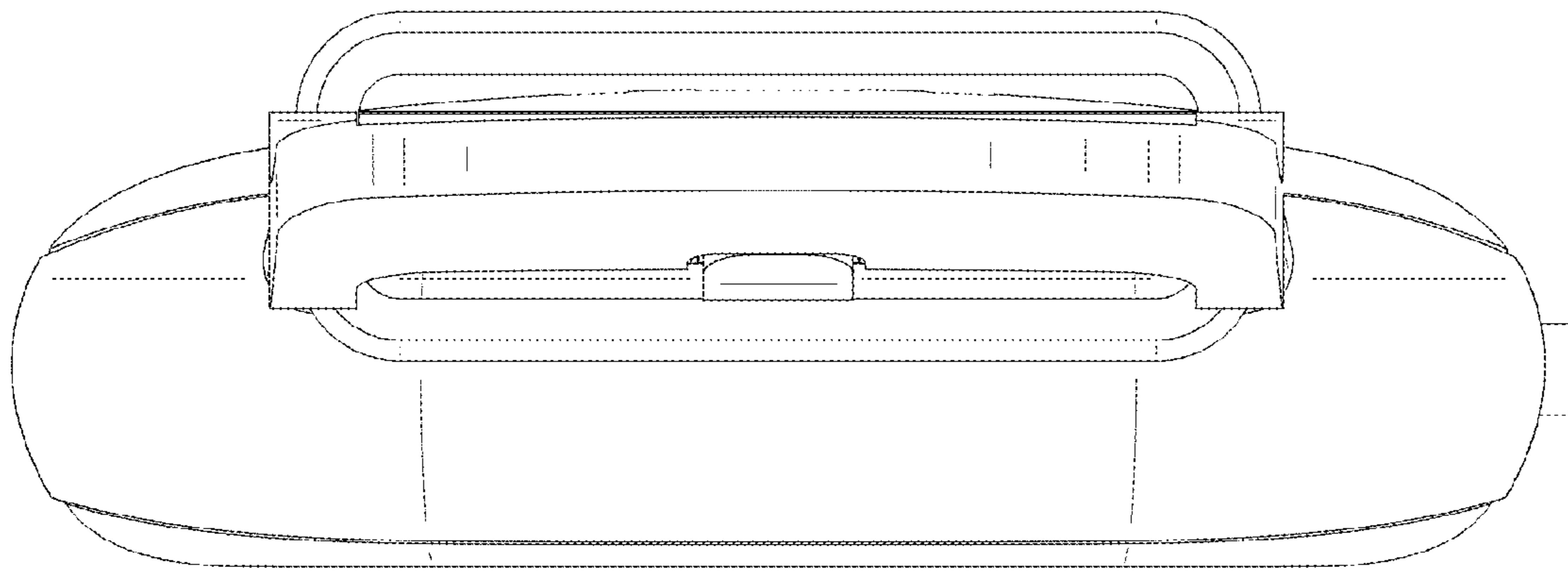


FIG. 10