



US00D940705S

(12) **United States Design Patent** (10) **Patent No.:** **US D940,705 S**
Lin (45) **Date of Patent:** **** Jan. 11, 2022**

(54) **SMART WATCH**

(71) Applicant: **HUMBOLDT TECHNOLOGY (HK) LIMITED**, Hongkong (HK)

(72) Inventor: **Wuqiang Lin**, Shenzhen (CN)

(**) Term: **15 Years**

(21) Appl. No.: **29/753,167**

(22) Filed: **Sep. 30, 2020**

(51) **LOC (13) Cl.** **14-02**

(52) **U.S. Cl.**
USPC **D14/344**

(58) **Field of Classification Search**
USPC D10/30-39; D14/344; D24/167, 186
CPC G04G 17/00; G04G 17/02; G04G 17/08;
G04G 21/08; G04B 37/1486; G04B 37/16
See application file for complete search history.

(56) **References Cited**

U.S. PATENT DOCUMENTS

- D361,521 S * 8/1995 Koga D10/30
- D549,116 S * 8/2007 Rhine D10/65
- D760,717 S * 7/2016 Solomon D14/344
- D802,587 S * 11/2017 Lee D14/344
- D849,562 S * 5/2019 Ohba D10/30
- D854,432 S * 7/2019 Akana D10/70
- D866,350 S * 11/2019 Park D10/38
- D876,244 S * 2/2020 Park D10/32
- D877,145 S * 3/2020 Shin D14/344
- D887,287 S * 6/2020 Kong D10/31
- D887,406 S 6/2020 Mao
- D889,459 S 7/2020 Zhang
- D900,810 S * 11/2020 Ke D14/344
- D901,493 S * 11/2020 Gao D14/344
- D909,369 S * 2/2021 Wu D14/344
- D912,665 S * 3/2021 Zhang D14/344
- D915,398 S * 4/2021 Yu D14/344
- D922,376 S * 6/2021 Zheng D14/344
- D922,378 S * 6/2021 Lin D14/344
- D923,003 S * 6/2021 Lin D14/344
- D929,989 S * 9/2021 Han D14/344

- 2016/0261037 A1* 9/2016 Chen H01Q 1/44
- 2020/0096947 A1* 3/2020 Thomas G04G 17/06
- 2020/0383434 A1* 12/2020 Chung A44C 5/147
- 2021/0059362 A1* 3/2021 Xue A44B 11/2596
- 2021/0258669 A1* 8/2021 Liu G04B 37/0075

FOREIGN PATENT DOCUMENTS

- CN 202130194573.3 * 4/2021
- EM 008190177-001 * 9/2020

OTHER PUBLICATIONS

Letsfit Smart Watch EW1 | us.letsfit.com; no posting date [online], © 2021 Letsfit® [retrieved Sep. 22, 2021] from Internet: <https://us.letsfit.com/collections/smart-wearables/products/ew1-smart-watch> (Year: 2021).*

* cited by examiner

Primary Examiner — Katherine Glennon

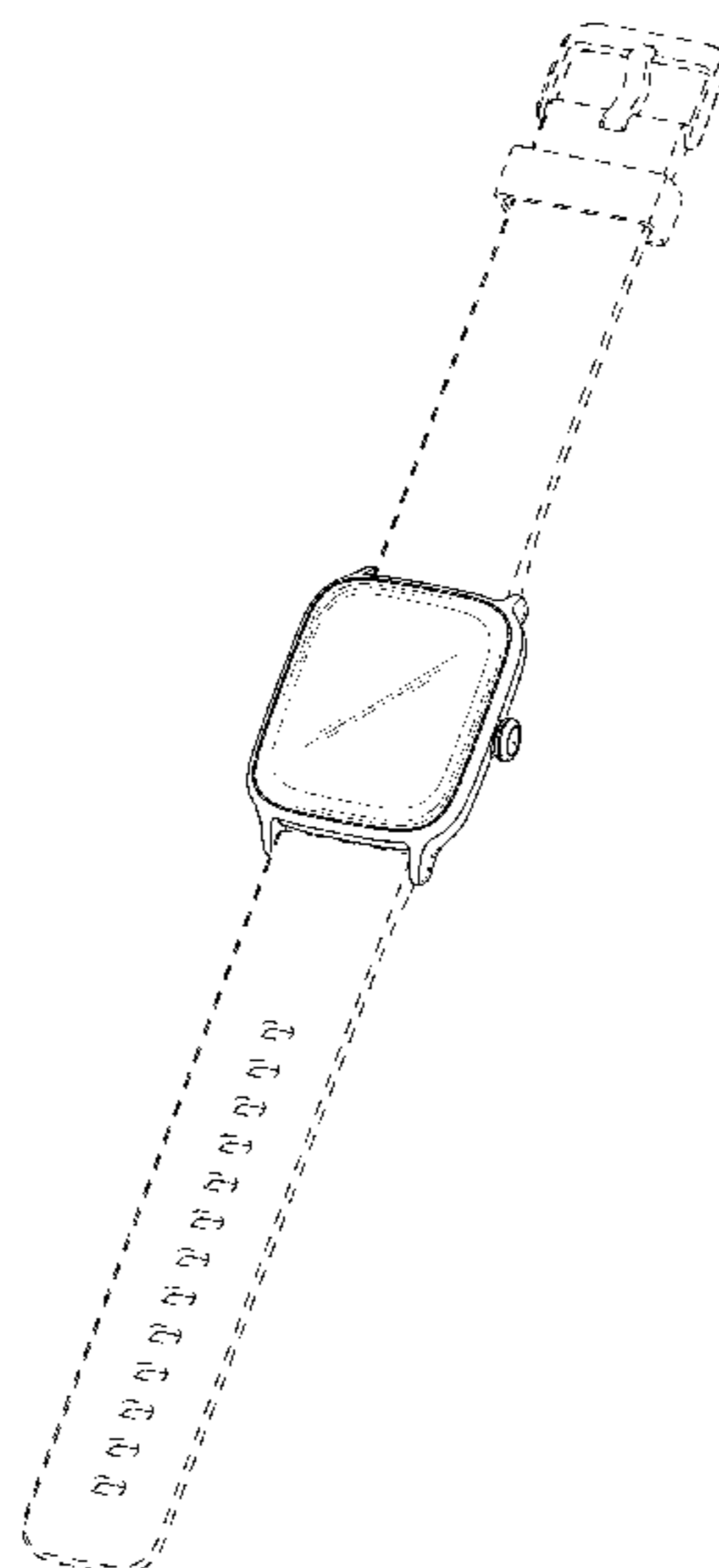
(57) **CLAIM**

The ornamental design for a smart watch, as shown and described.

DESCRIPTION

FIG. 1 is a perspective view of a smart watch showing my new design;
FIG. 2 is another perspective view thereof;
FIG. 3 is a front view thereof;
FIG. 4 is a rear view thereof;
FIG. 5 is a left side view thereof;
FIG. 6 is a right side view thereof;
FIG. 7 is a top plan view thereof;
FIG. 8 is a bottom plan view thereof;
FIG. 9 is an enlarged partial view of FIG. 2; and,
FIG. 10 is an enlarged partial view of FIG. 4.
The broken lines in the figures illustrate portions of the smart watch that form no part of the claimed design.

1 Claim, 9 Drawing Sheets



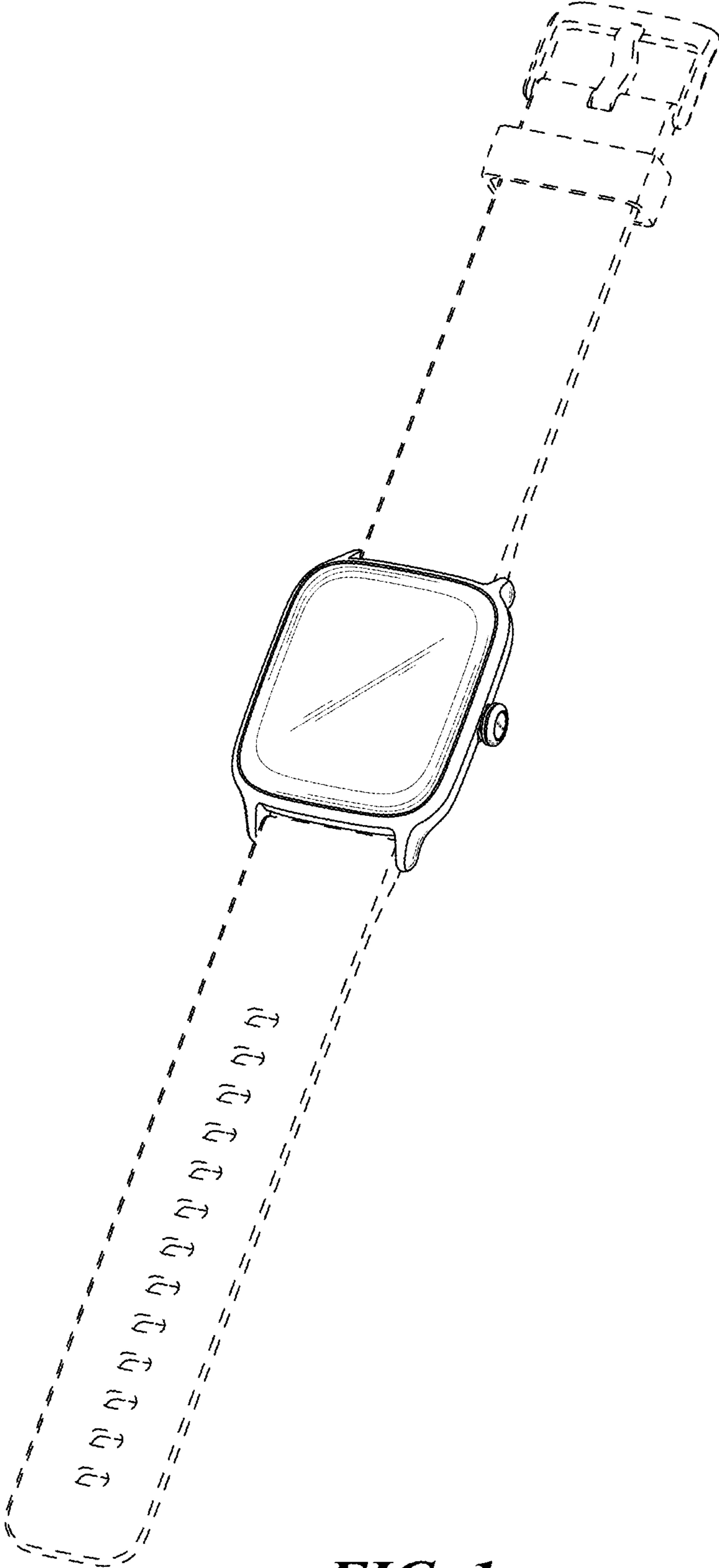


FIG. 1

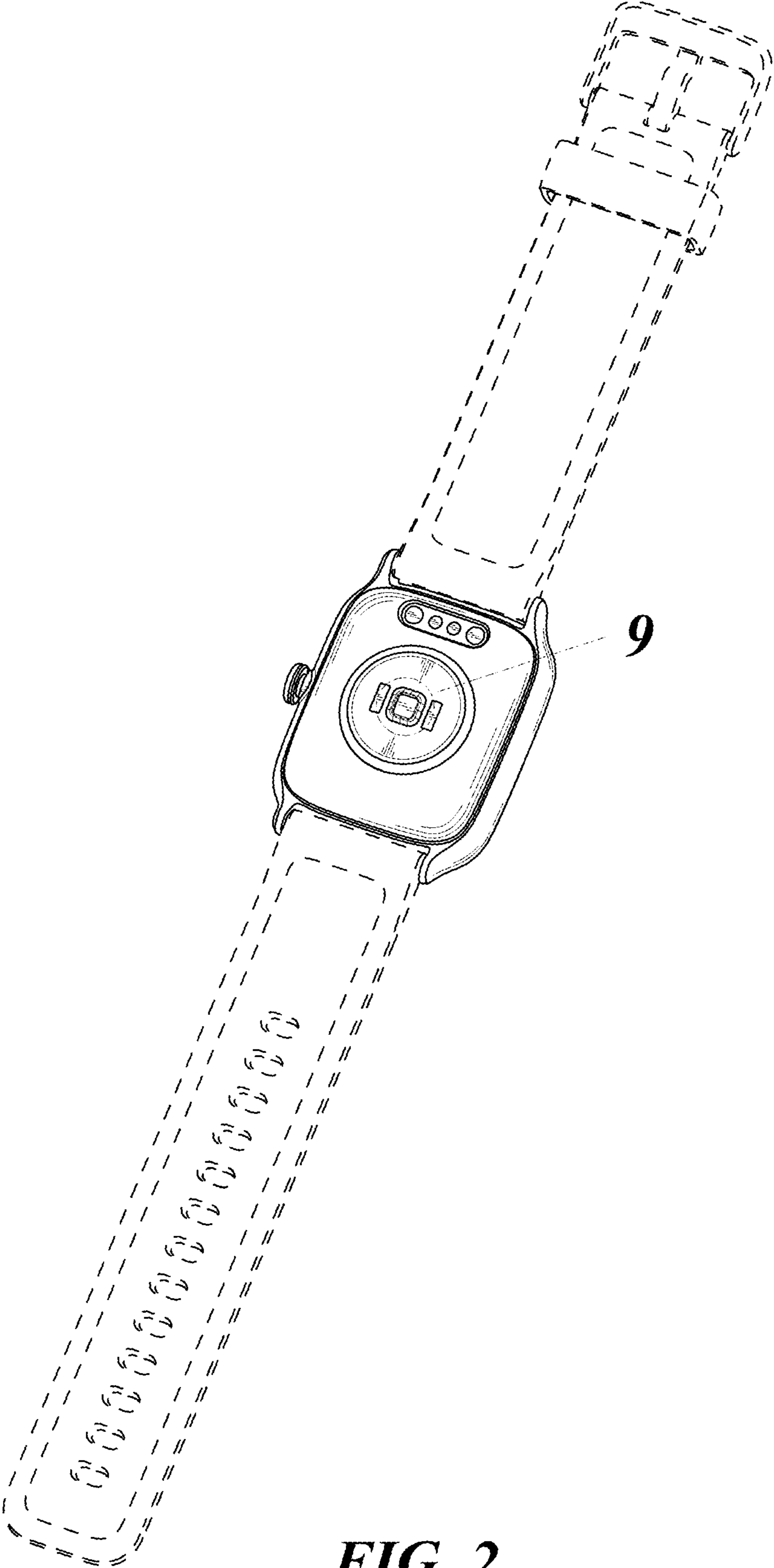


FIG. 2

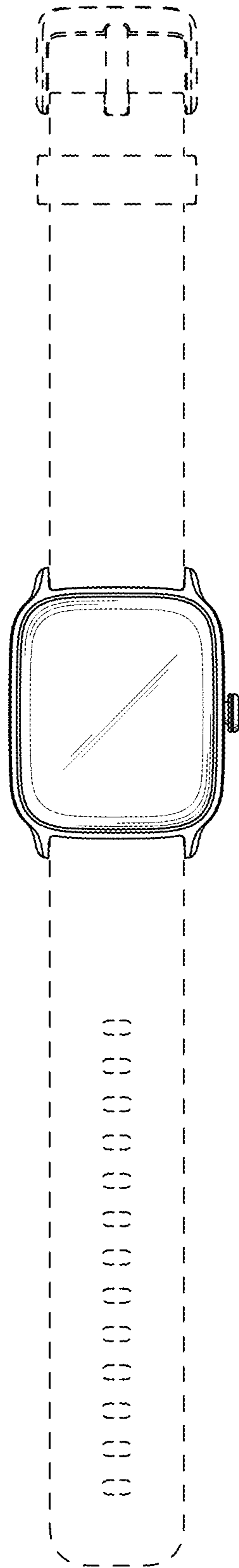


FIG. 3

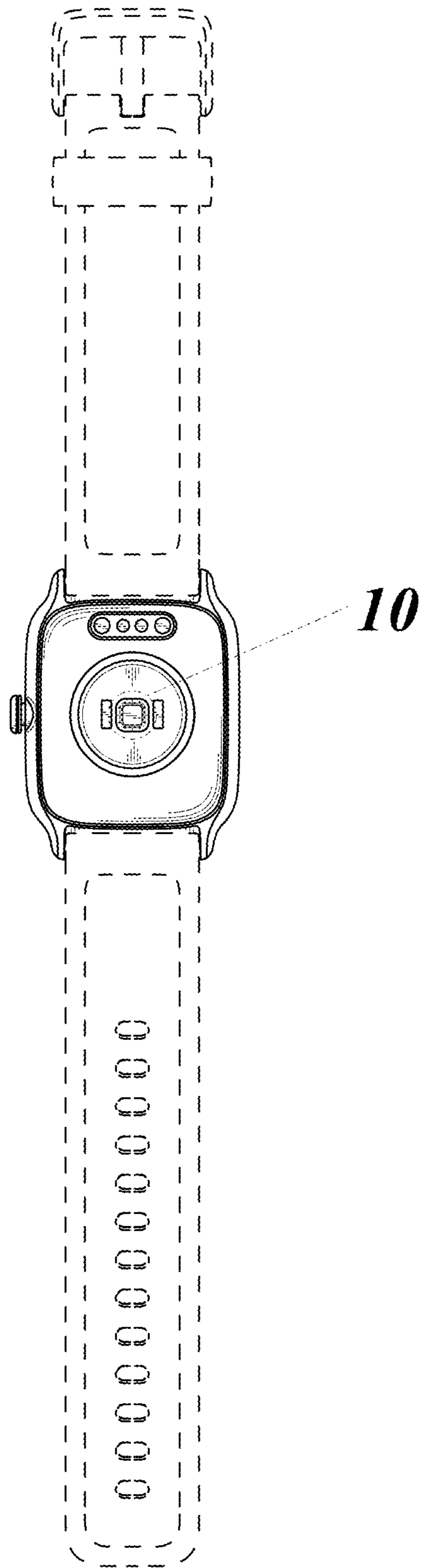


FIG. 4

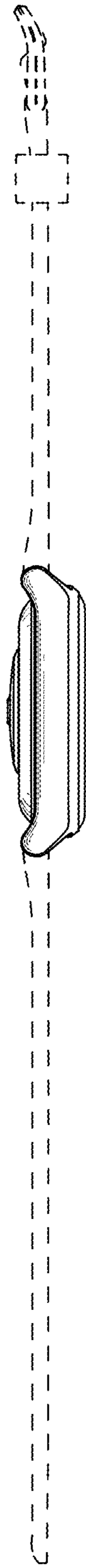


FIG. 5

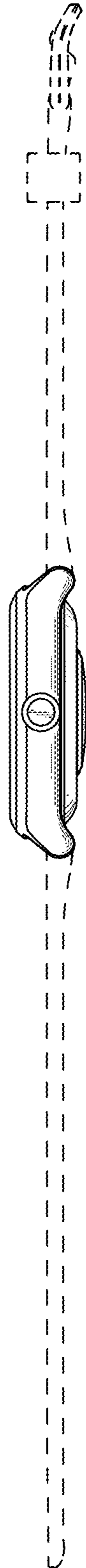


FIG. 6

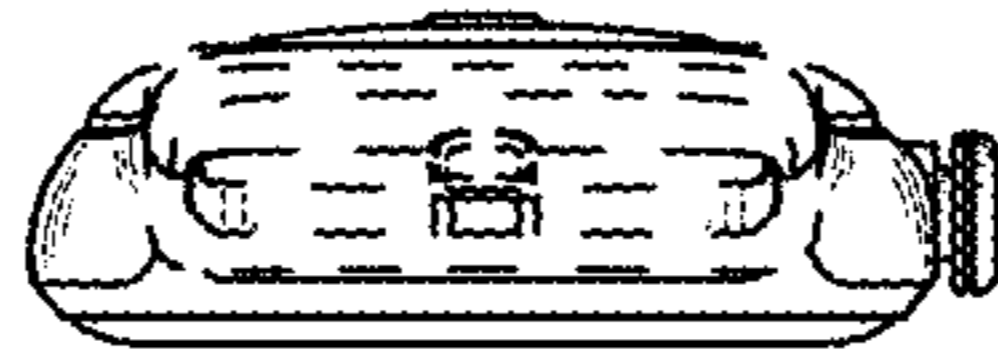


FIG. 7

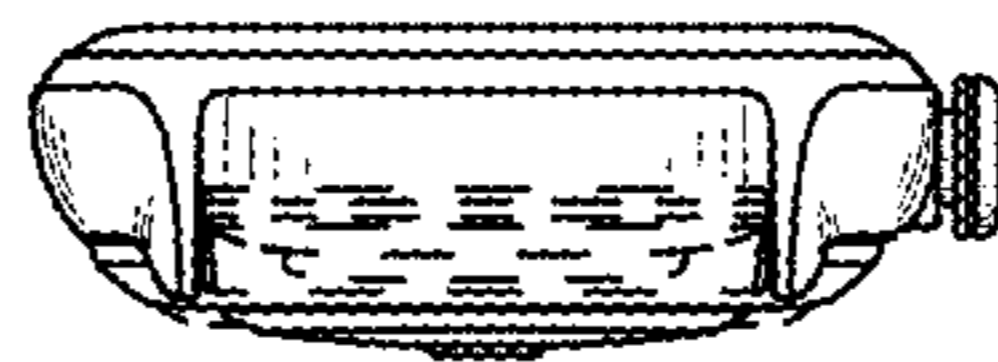


FIG. 8

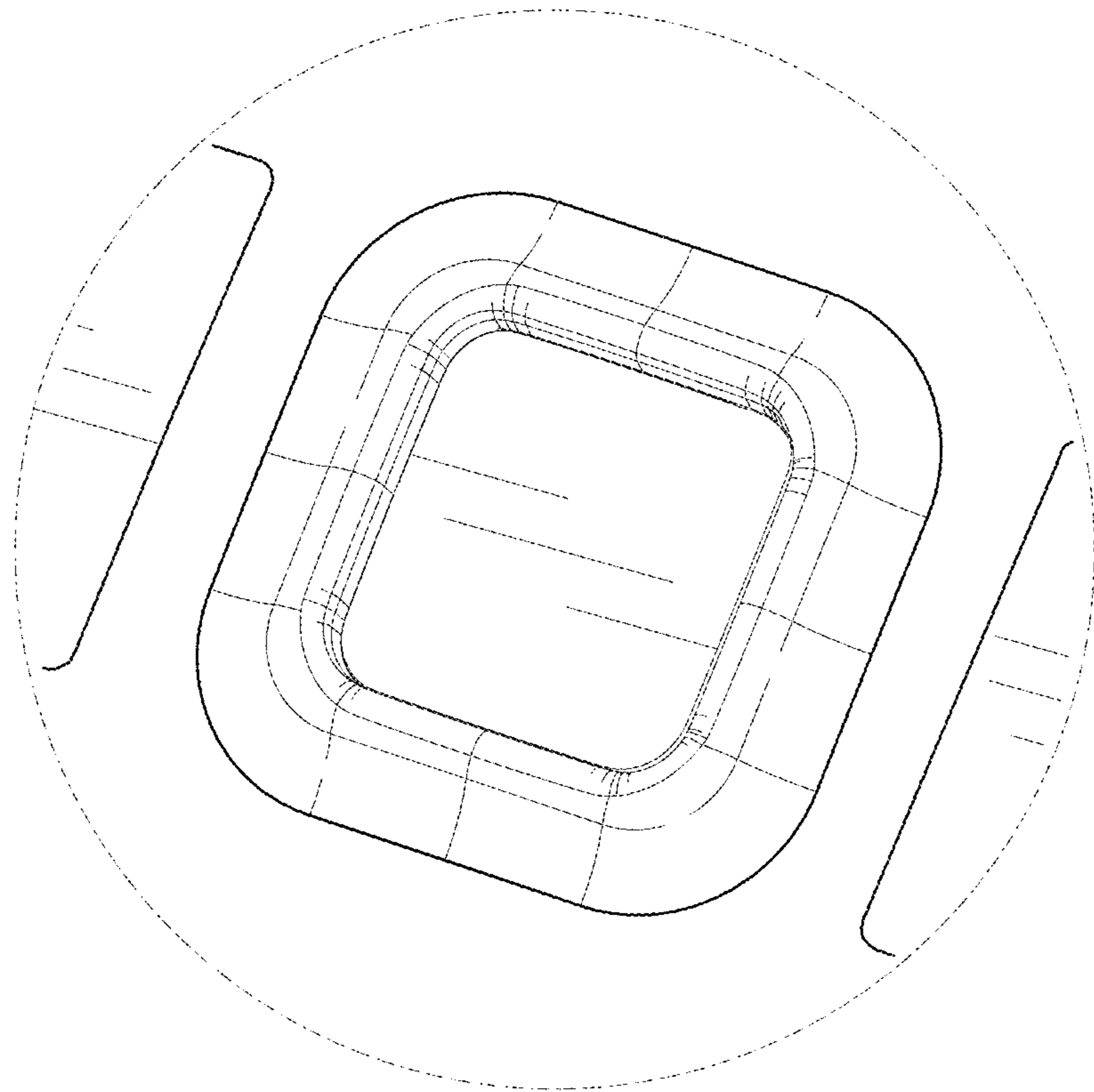


FIG. 9

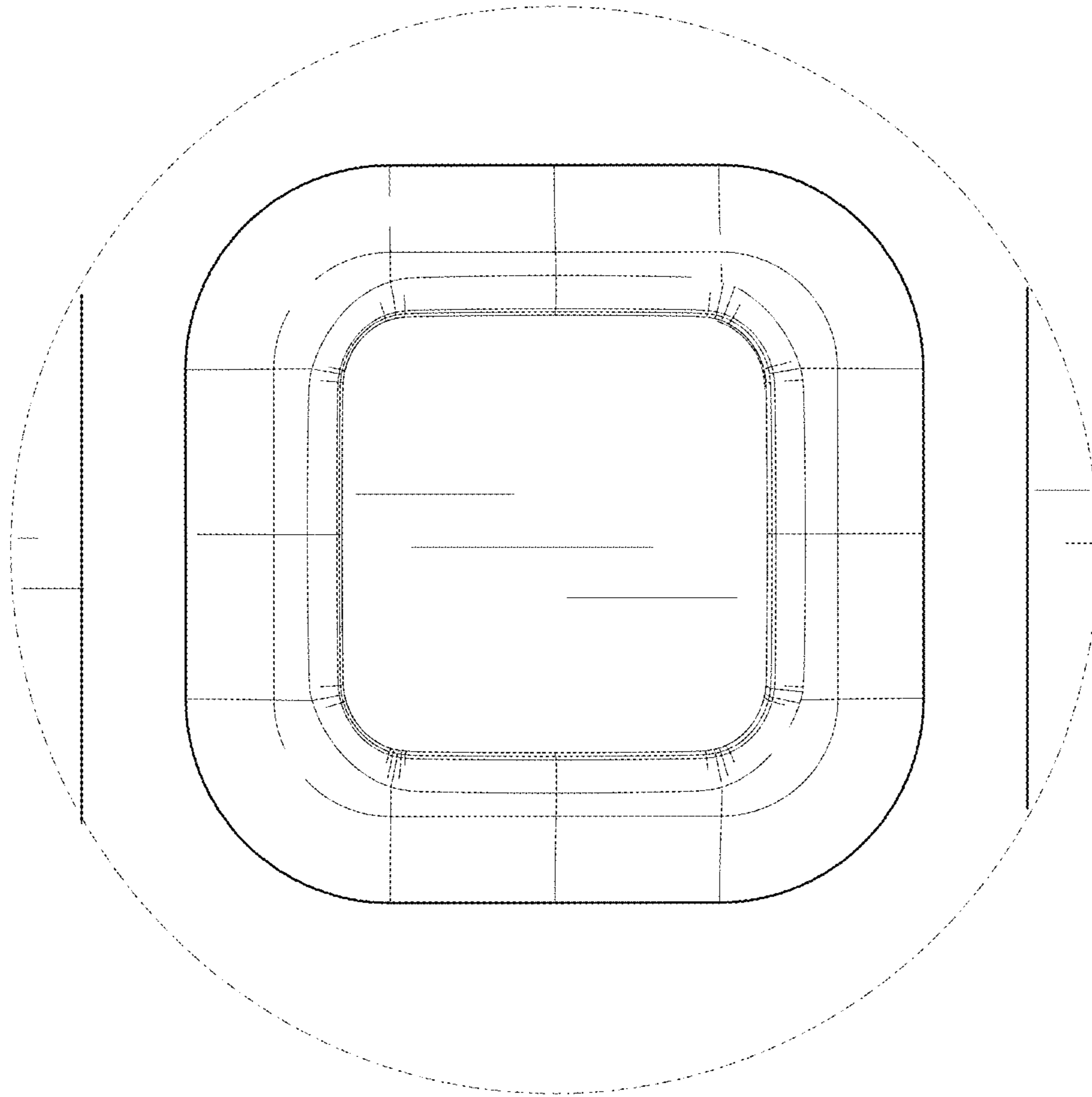


FIG. 10