



US00D940658S

(12) **United States Design Patent**
Luo et al.

(10) **Patent No.:** **US D940,658 S**
(45) **Date of Patent:** **** Jan. 11, 2022**

(54) **BUILDING BLOCK TYPE BATTERY BOX
BASE**

(71) Applicant: **Guangzhou Susheng Technology
Service Co., Ltd., Guangzhou (CN)**

(72) Inventors: **Rixi Luo, Lianjiang (CN); Rixuan Luo,
Lianjiang (CN); Xiaocui Luo, Lianjiang
(CN); Xiaoxin Huang, Shenzhen (CN)**

(**) Term: **15 Years**

(21) Appl. No.: **29/763,980**

(22) Filed: **Dec. 28, 2020**

(51) **LOC (13) Cl.** **13-03**

(52) **U.S. Cl.**
USPC **D13/139.8**

(58) **Field of Classification Search**
USPC D13/137.1–137.4, 138.1, 138.2,
D13/139.1–139.8, 147, 103; D14/433,
D14/384
CPC H01R 31/065; H01R 35/04
See application file for complete search history.

(56) **References Cited**

U.S. PATENT DOCUMENTS

3,777,223	A *	12/1973	Chandler	H04Q 1/142 361/823
4,883,440	A *	11/1989	Bolli	A63H 33/042 446/91
6,000,807	A *	12/1999	Moreland	H01H 9/18 362/95
7,287,648	B2 *	10/2007	Foreman	H01M 50/20 206/703
8,865,339	B2 *	10/2014	Enari	H01M 50/543 429/159
D720,689	S *	1/2015	Mamane	D13/103
D722,951	S	2/2015	Parsons		
D759,590	S	6/2016	Wang		
D764,402	S *	8/2016	Rowe	D13/103

D821,968	S	7/2018	Zhao		
D823,241	S *	7/2018	Zhang	D13/103
D823,788	S	7/2018	Wei		
D853,320	S	7/2019	Guo		
D865,765	S *	11/2019	Min	D14/384
D883,196	S	5/2020	Chen		
D915,291	S *	4/2021	Laurino	D13/147
D926,188	S *	7/2021	Zhang	D14/433

OTHER PUBLICATIONS

“Lego 88000” reference dated Jul. 31, 2021 found on the internet at:
<https://www.ebay.com/itm/LEGO-88000-Power-Functions-AAA-Battery-Box-Block-Building-Toy-From-Japan-n33-/164581577638>.*

* cited by examiner

Primary Examiner — Rhea Shields

(74) *Attorney, Agent, or Firm* — Runit Ranjit Kanakia

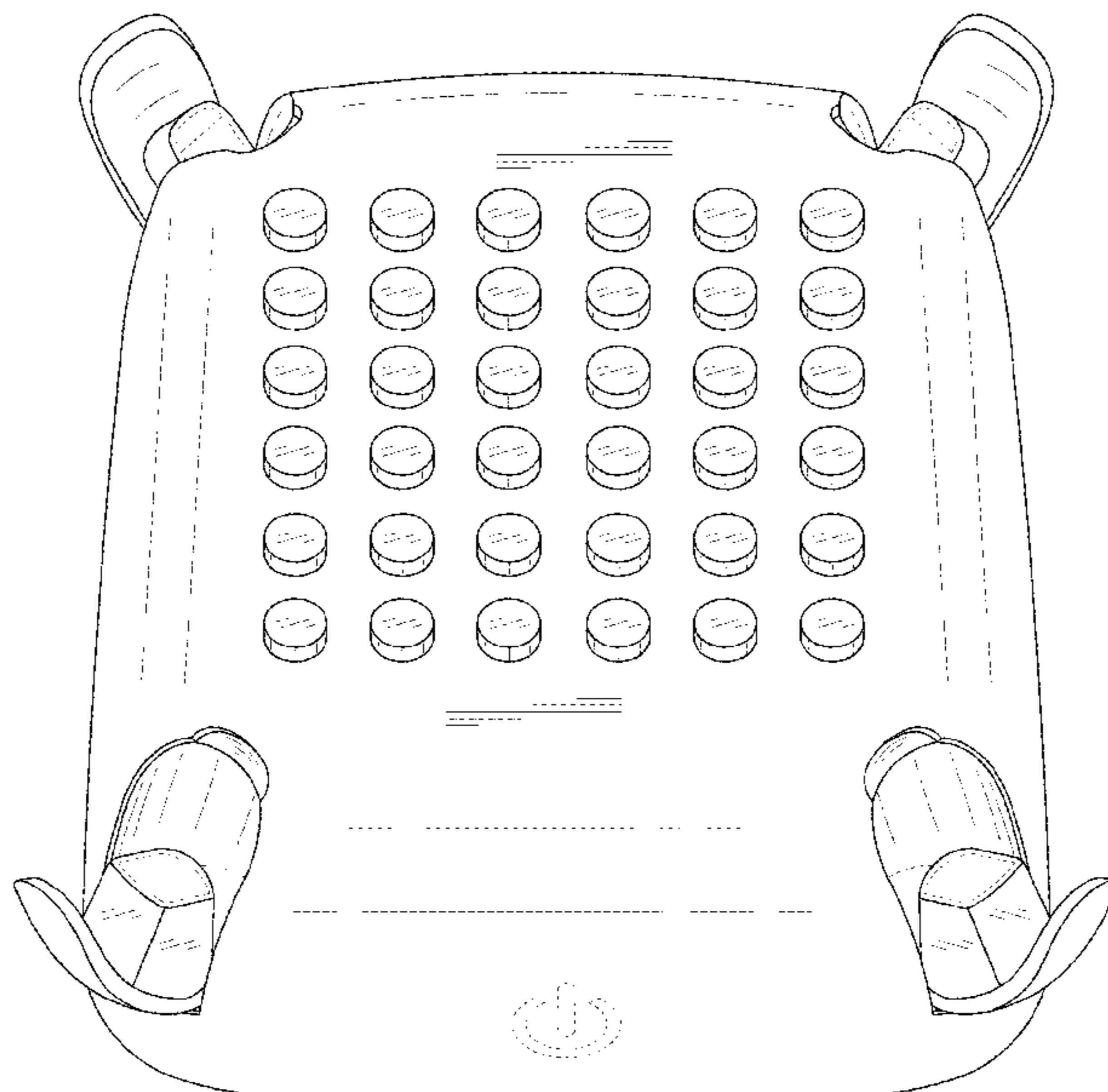
(57) **CLAIM**

We claim the ornamental design for a building block type battery box base, as shown and described.

DESCRIPTION

FIG. 1 is a Perspective view of a building block type battery box base showing my new design;
FIG. 2 is a Front view thereof;
FIG. 3 is a Back view thereof;
FIG. 4 is a Right-side view thereof;
FIG. 5 is a Left-side view thereof;
FIG. 6 is a Top view thereof;
FIG. 7 is a Bottom view thereof; and,
FIG. 8 is other Perspective view of a building block type battery box base showing in open position.
The broken lines in the drawings depict portions of the building block type battery box base that form no part of the claimed design.

1 Claim, 6 Drawing Sheets



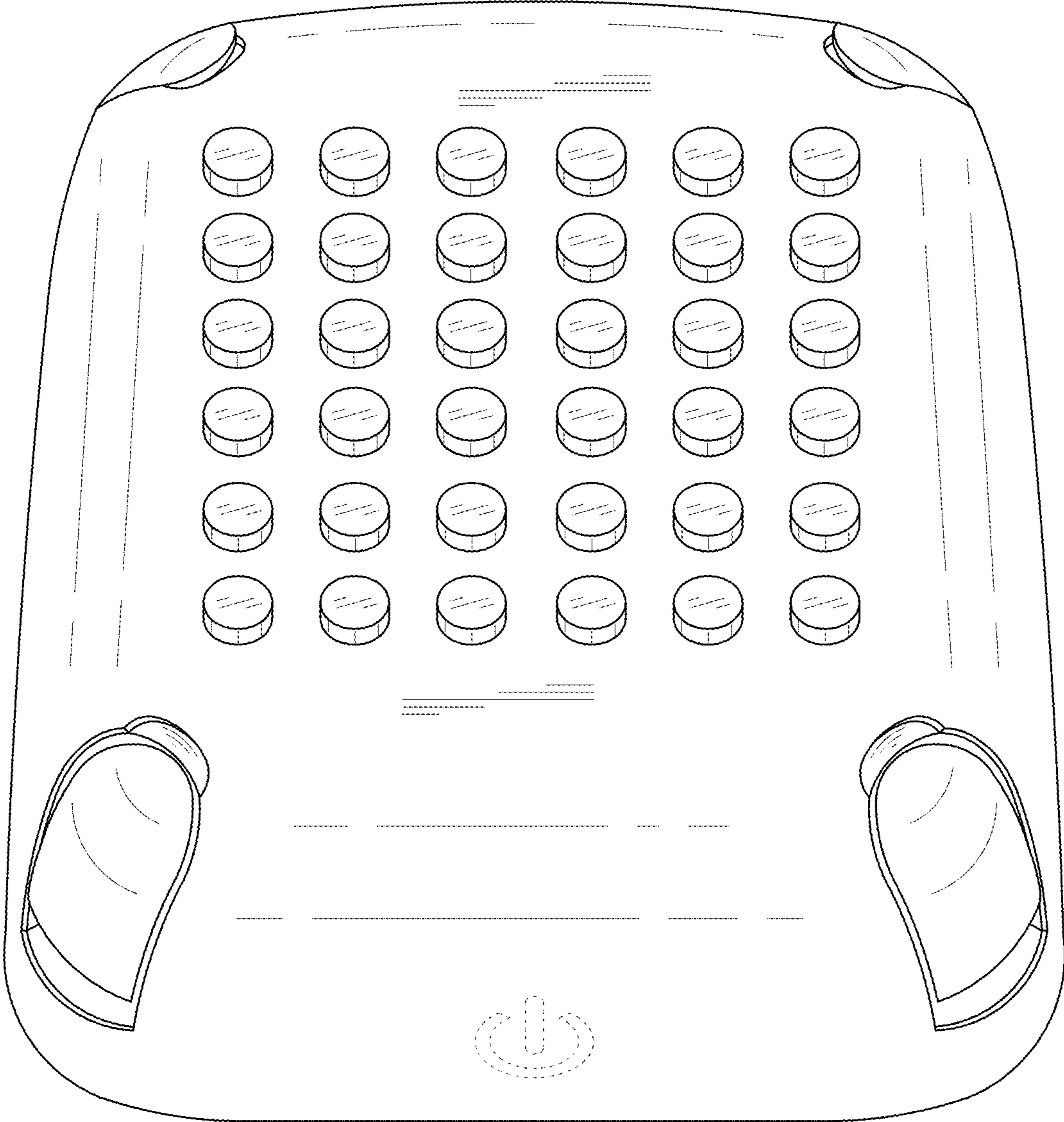


FIG. 1

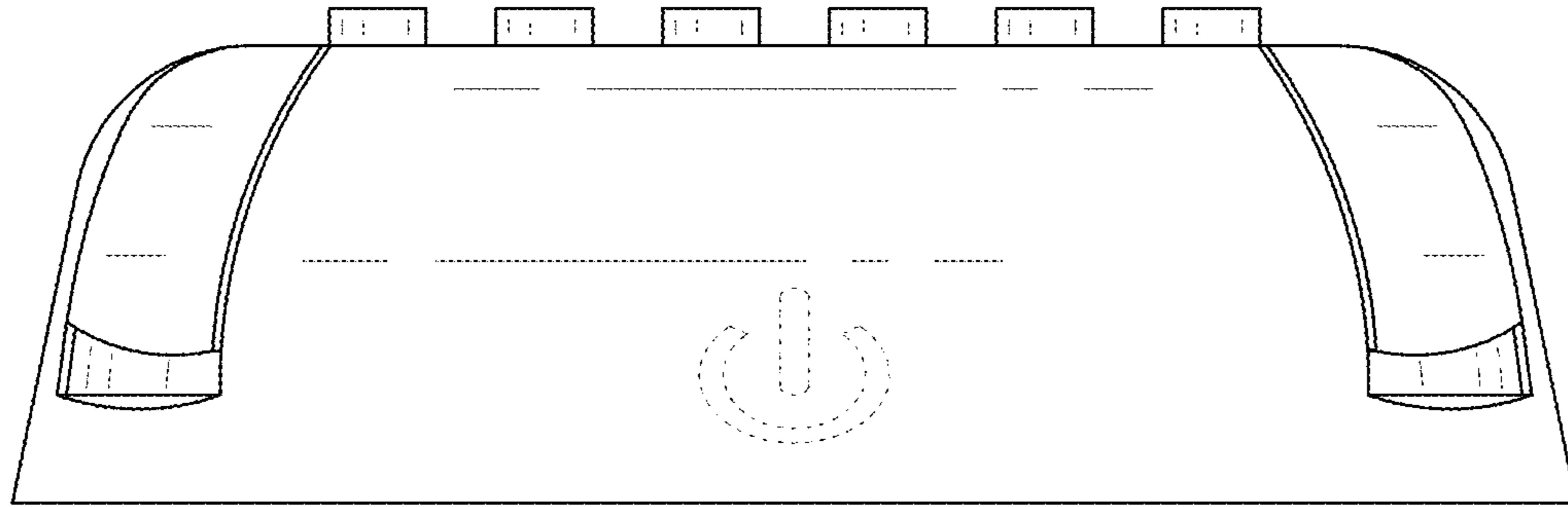


FIG. 2

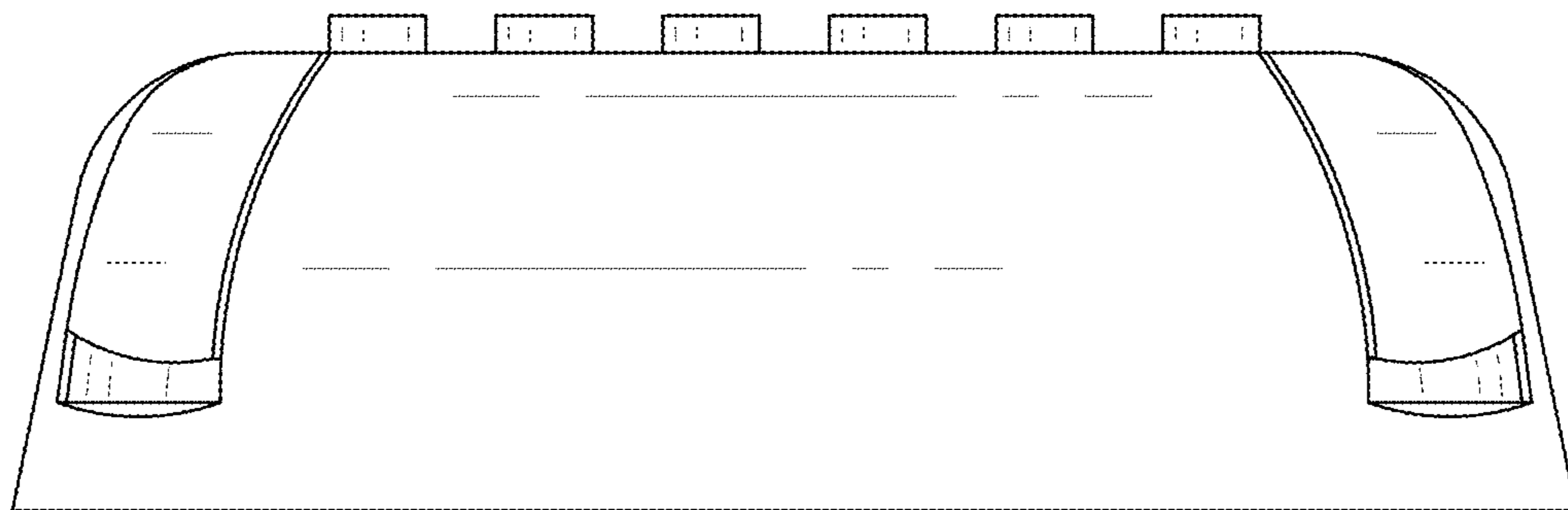


FIG. 3

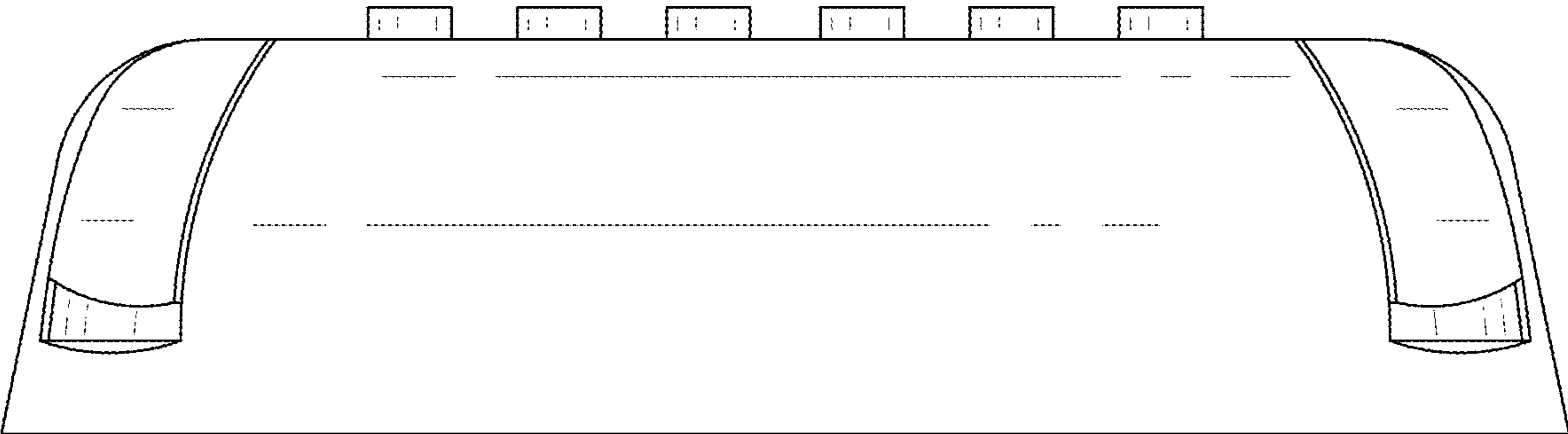


FIG. 4

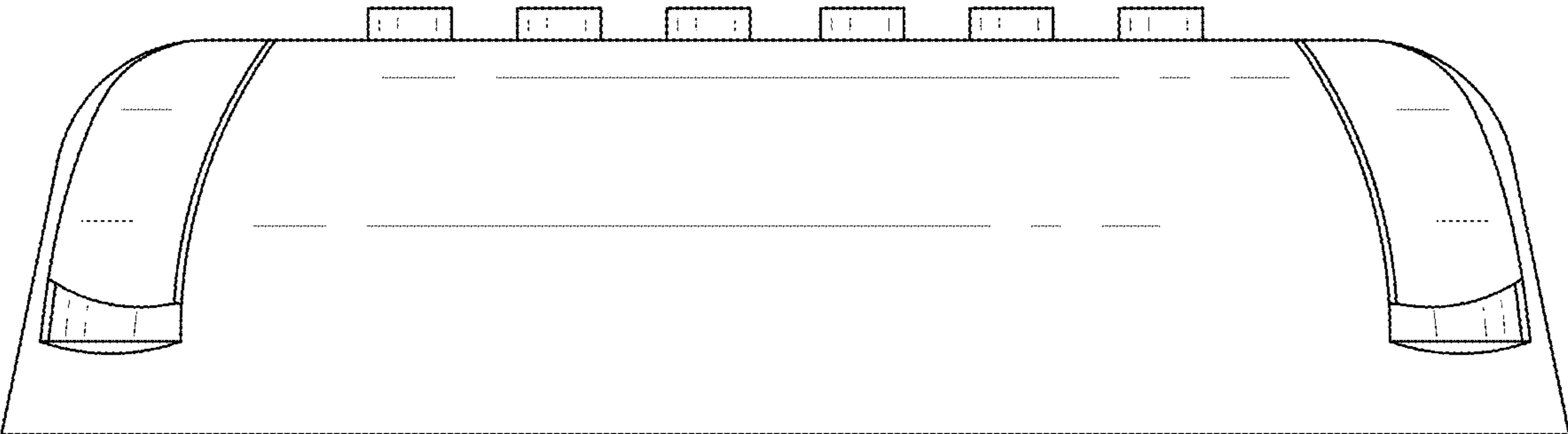


FIG. 5

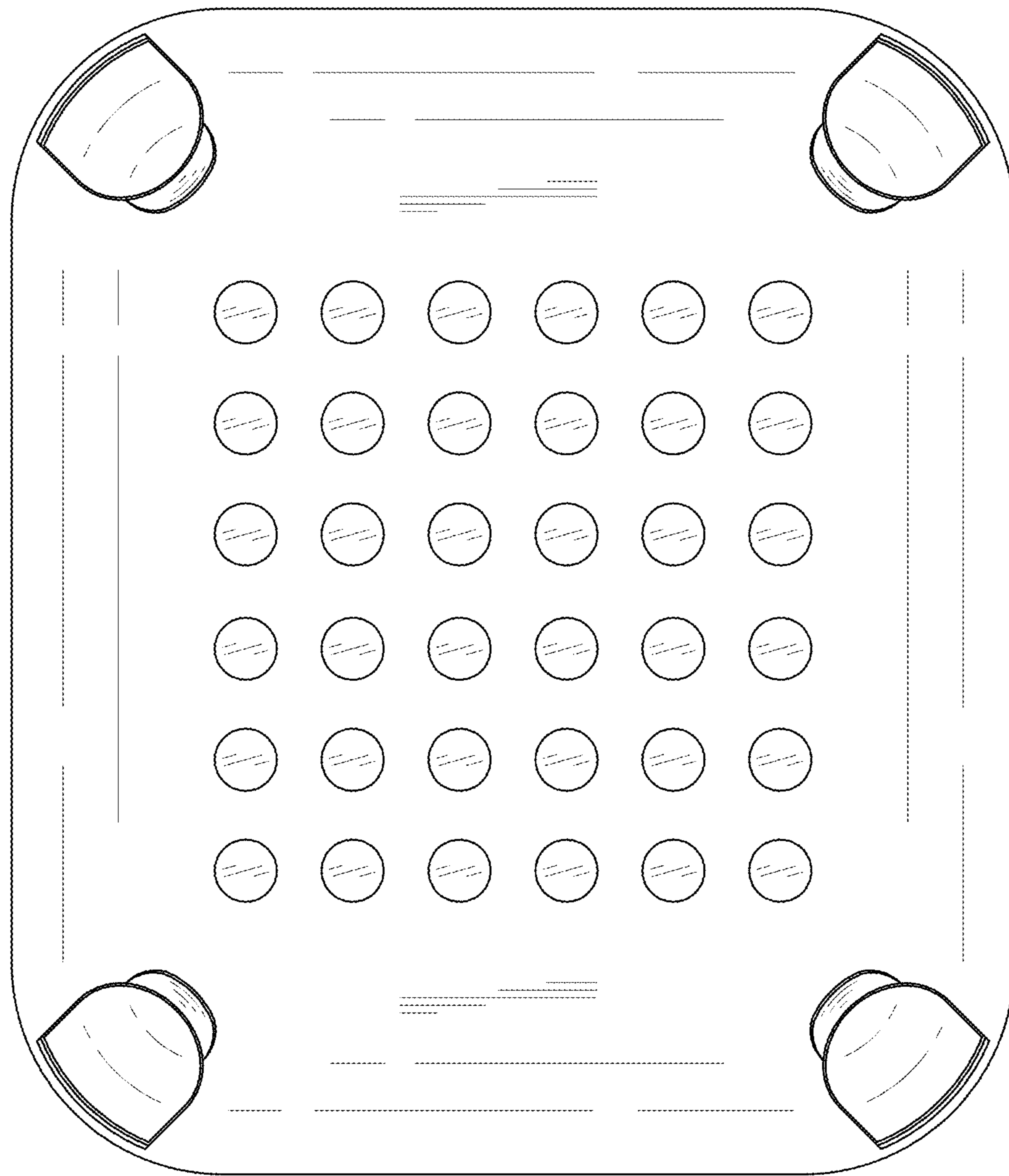


FIG. 6

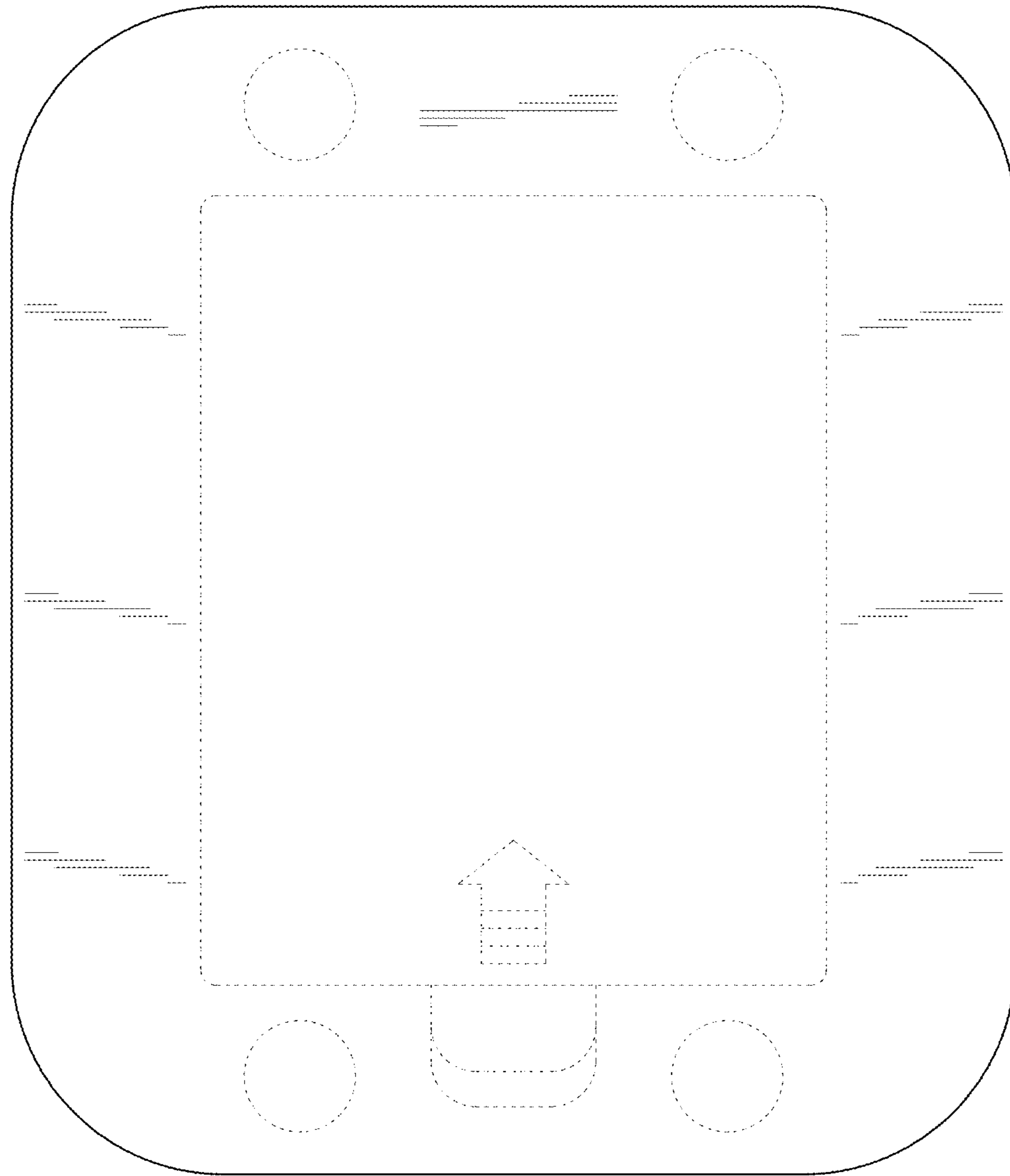


FIG. 7




FIG. 8