

US00D940651S

(12) **United States Design Patent**  
**Müller et al.**

(10) **Patent No.:** **US D940,651 S**  
(45) **Date of Patent:** **\*\* Jan. 11, 2022**

(54) **DOCKING STATION FOR AN  
AUTONOMOUS TRANSPORTER SYSTEM**

(71) Applicant: **Robert Bosch GmbH**, Stuttgart (DE)

(72) Inventors: **Elke Müller**, Stuttgart (DE); **Roland Steffan**, Kirchheim (DE); **Reimo Schneider**, Stuttgart (DE)

(73) Assignee: **Robert Bosch GmbH**, Stuttgart (DE)

(\*\*) Term: **15 Years**

(21) Appl. No.: **29/699,386**

(22) Filed: **Jul. 25, 2019**

(30) **Foreign Application Priority Data**

Feb. 11, 2019 (EM) ..... 006222568

(51) **LOC (13) Cl.** ..... **13-02**

(52) **U.S. Cl.**  
USPC ..... **D13/107; D34/28**

(58) **Field of Classification Search**

USPC ..... D13/107–110, 118–119, 184; D14/251,  
D14/253, 432, 434; D34/34, 28, 31, 35;  
D32/31; D12/1; D15/17, 199  
CPC ..... Y02E 60/12; Y02T 90/14; Y02T 90/122;  
Y02T 90/128; Y02T 90/163; H02J 7/025;  
H02J 7/0042; H02J 7/0044; H02J 7/0045;  
H02J 7/0013; H02J 7/0003; H01F 38/14;  
H01R 13/6675; H01M 2/1022; H01M  
2/1055; H01M 10/44; H01M 10/46;  
H01M 10/425; B60L 11/182; B60L  
2200/40; B66F 9/063; G05D 2201/0216

See application file for complete search history.

(56) **References Cited**

**U.S. PATENT DOCUMENTS**

D625,074 S \* 10/2010 Knie ..... D34/34  
D628,961 S \* 12/2010 Kim ..... D13/108

7,849,555 B2 \* 12/2010 Hahm ..... A47L 9/106  
15/319  
D636,553 S \* 4/2011 Finkbeiner ..... D34/28  
D691,553 S \* 10/2013 Deoksang ..... D13/108  
D704,628 S \* 5/2014 Tajik ..... D13/108  
D712,827 S \* 9/2014 Maeda ..... D13/108  
D760,649 S \* 7/2016 Cmich ..... D13/108  
D782,412 S \* 3/2017 Kim ..... D13/108

(Continued)

*Primary Examiner* — Nathaniel D. Buckner

(74) *Attorney, Agent, or Firm* — Maginot, Moore & Beck LLP

(57) **CLAIM**

The ornamental design for a docking station for an autonomous transporter system, as shown and described.

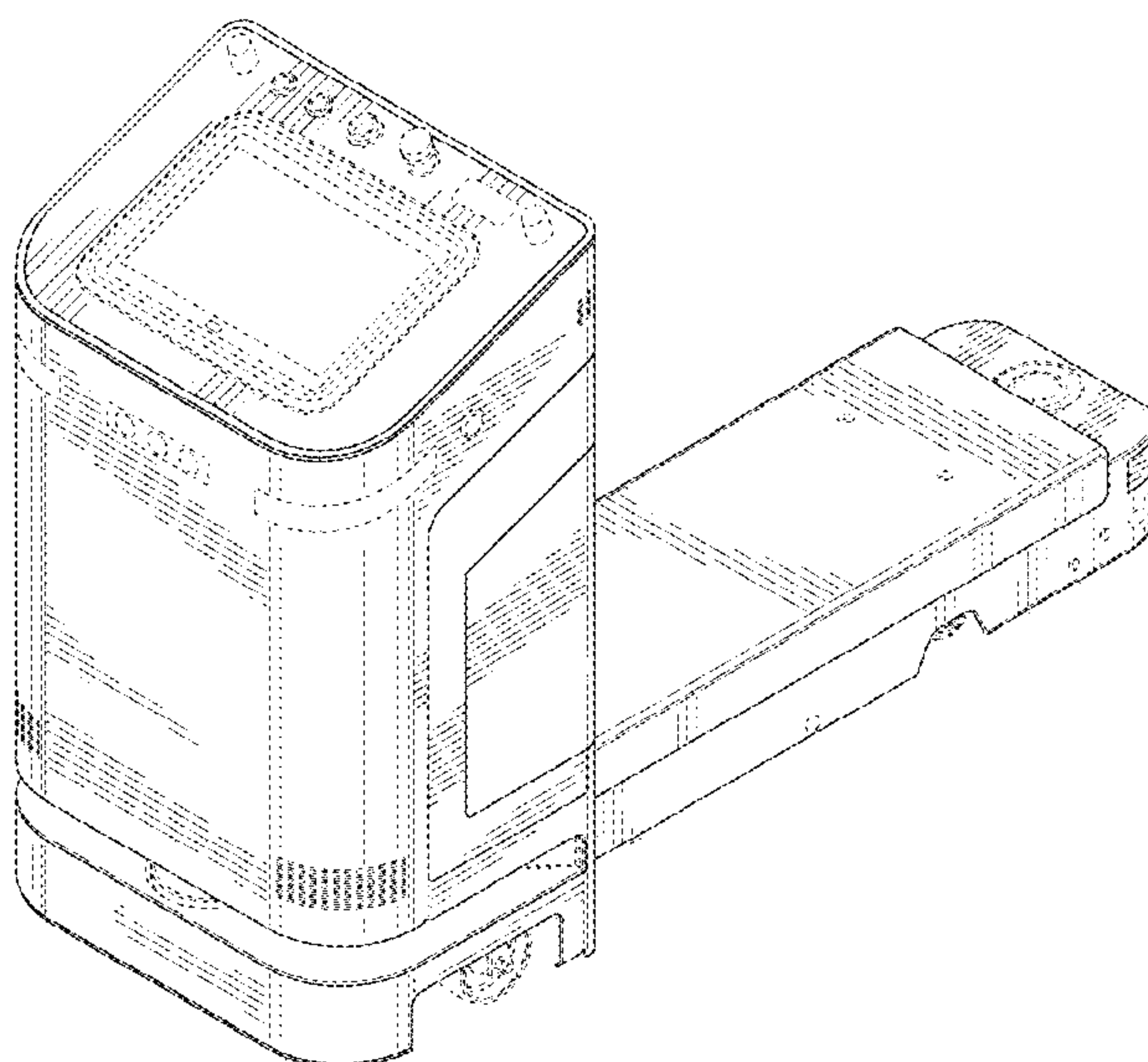
**DESCRIPTION**

Cross reference is made to copending U.S. design patent application Ser. No. 29/699,385 entitled “Autonomous Transporter System” by Muller et al., which was filed on even date herewith.

FIG. 1 is a perspective view of a docking station for an autonomous transporter system showing our new design; FIG. 2 is a front elevational view of the docking station for an autonomous transporter system of FIG. 1; FIG. 3 is a rear elevational view of the docking station for an autonomous transporter system of FIG. 1; FIG. 4 is a right side elevational view of the docking station for an autonomous transporter system of FIG. 1; FIG. 5 is a left side elevational view of the docking station for an autonomous transporter system of FIG. 1; FIG. 6 is a top plan view of the docking station for an autonomous transporter system of FIG. 1; and, FIG. 7 is a bottom plan view of the docking station for an autonomous transporter system of FIG. 1.

The broken lines shown in the drawings illustrate portions of the docking station for an autonomous transporter system that form no part of the claimed design.

**1 Claim, 7 Drawing Sheets**



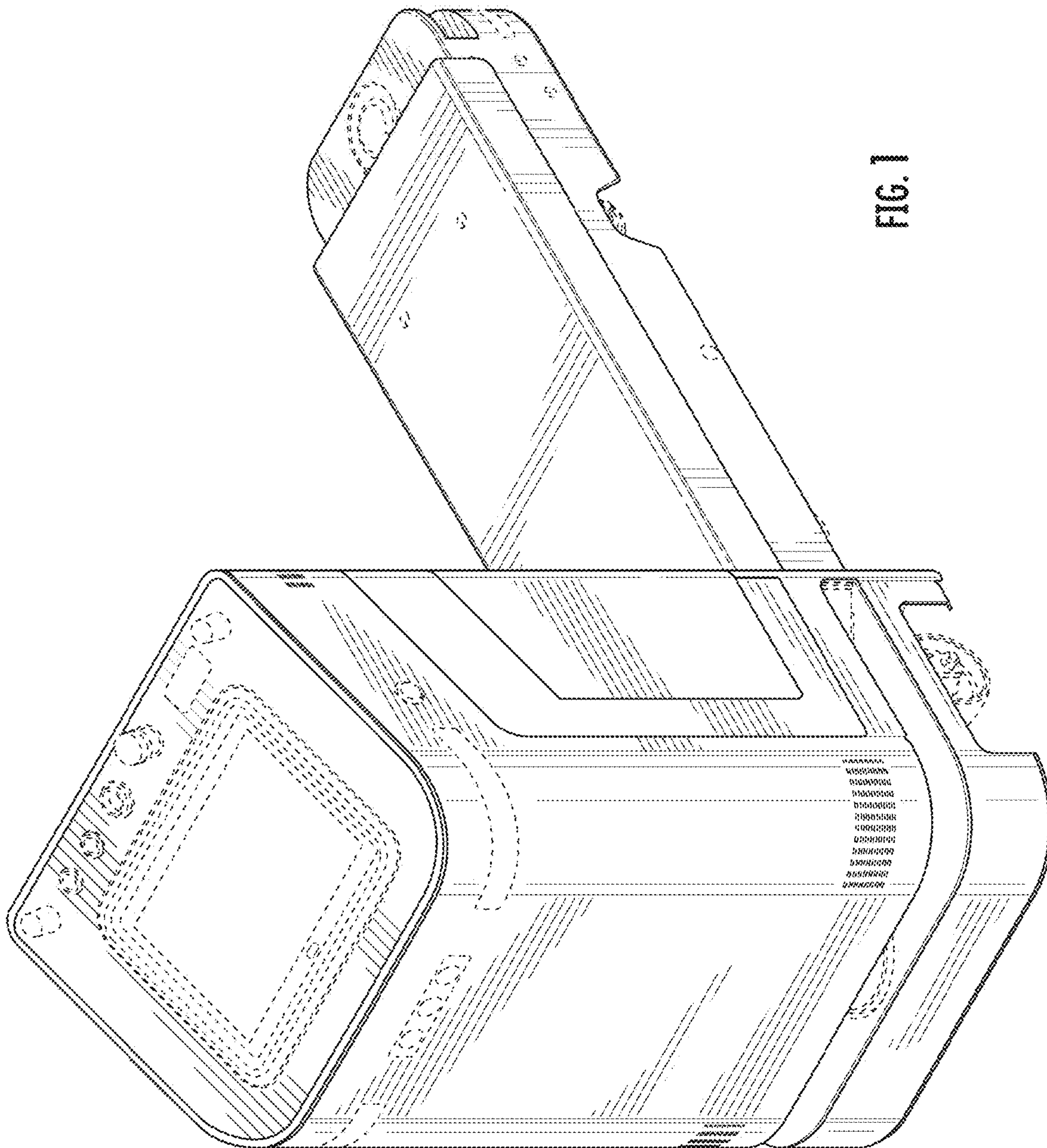
(56)

**References Cited**

U.S. PATENT DOCUMENTS

D837,852 S *	1/2019	Nilsson .....	D15/199
10,213,354 B2 *	2/2019	Fich .....	A61G 7/08
D895,221 S *	9/2020	Nilsson .....	D34/34
D908,993 S *	1/2021	Li .....	D32/31

\* cited by examiner



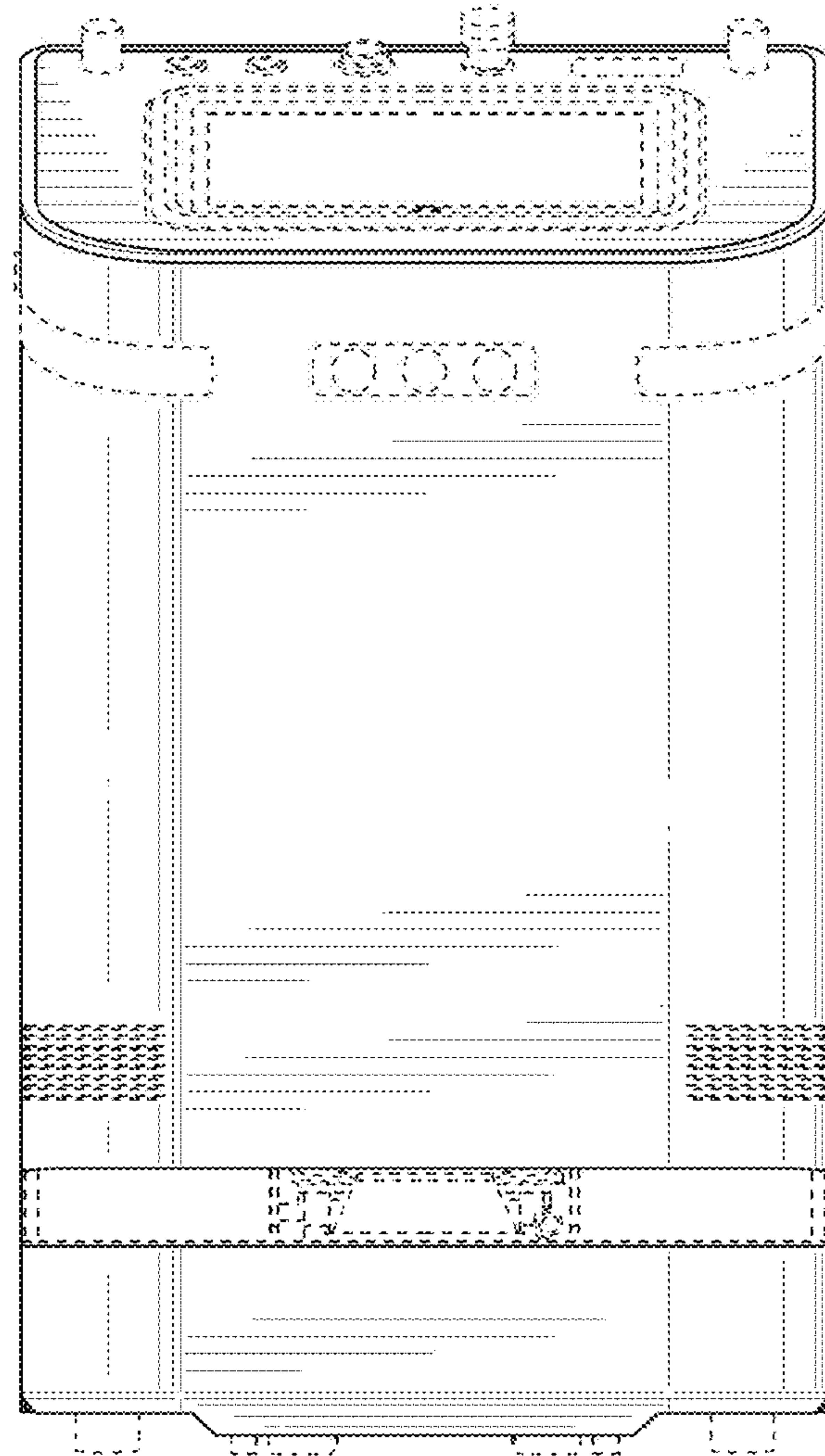


FIG. 2






FIG. 3





FIG. 4



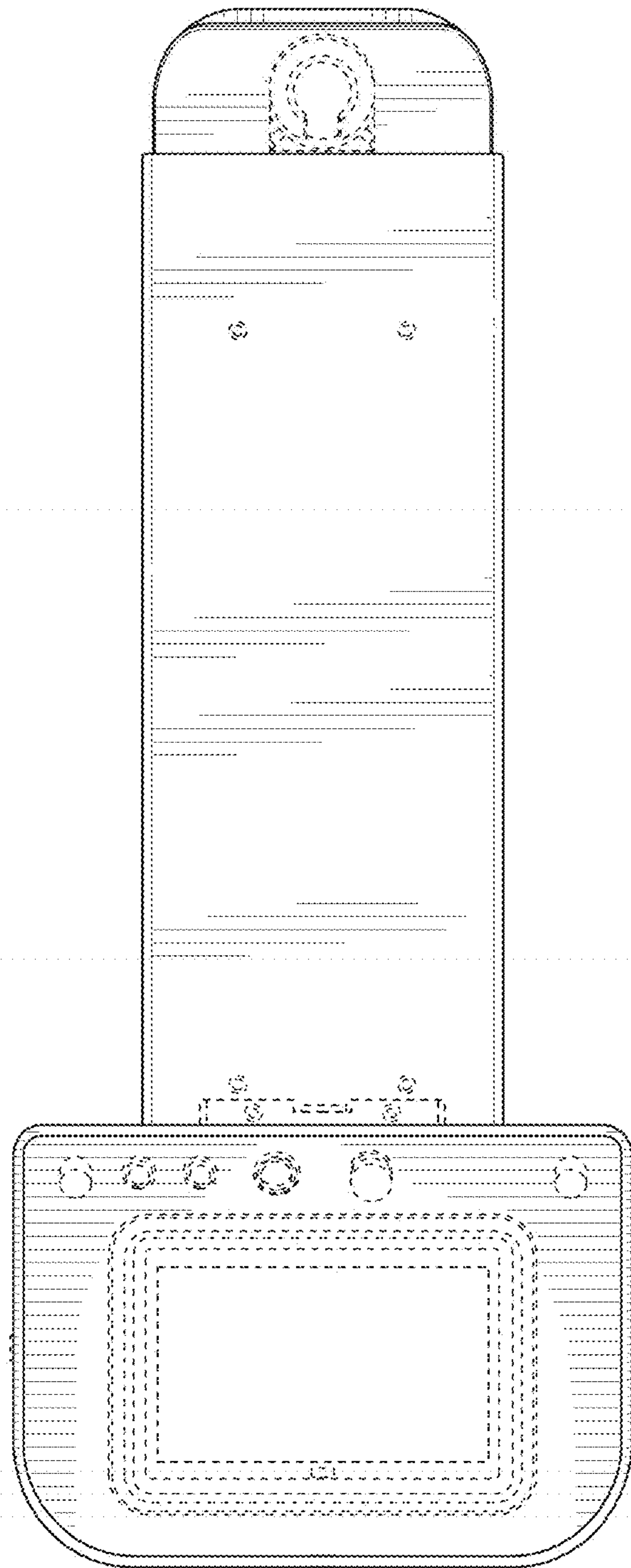


FIG. 6



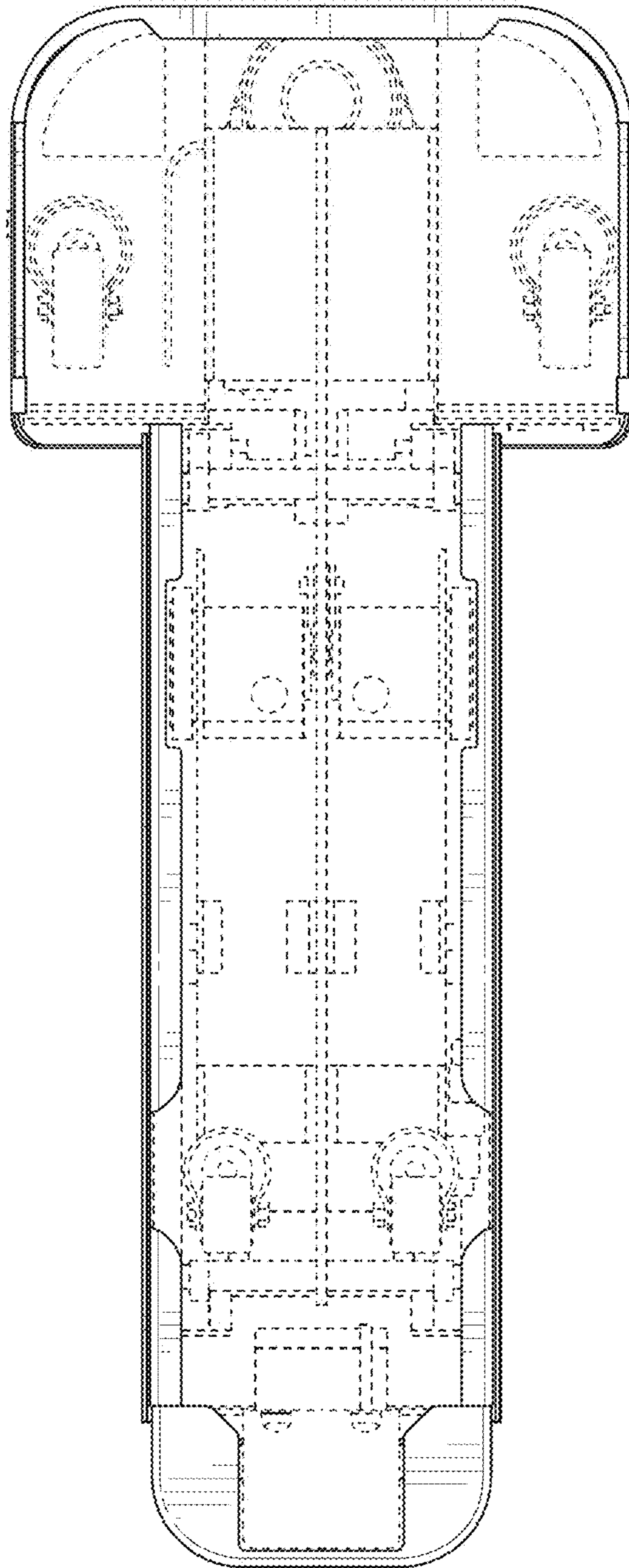


FIG. 7