



US00D940646S

(12) **United States Design Patent** (10) **Patent No.:** **US D940,646 S**  
**Persaud et al.** (45) **Date of Patent:** **\*\* Jan. 11, 2022**

(54) **SOLAR PANEL ASSEMBLY**  
(71) Applicant: **Grouphug, Inc.**, Brooklyn, NY (US)  
(72) Inventors: **Krystal Persaud**, New York, NY (US);  
**Geof Lipman**, New York, NY (US)  
(73) Assignee: **Grouphug, Inc.**, New York, NY (US)  
(\*\*) Term: **15 Years**  
(21) Appl. No.: **29/765,470**  
(22) Filed: **Jan. 8, 2021**

D391,921 S \* 3/1998 Zimmer ..... D13/102  
D535,613 S \* 1/2007 Varalo ..... D13/108  
D651,166 S \* 12/2011 Curran ..... D13/102  
D686,979 S \* 7/2013 Chilton ..... D13/102  
D689,016 S \* 9/2013 Nook ..... D13/102  
D690,260 S \* 9/2013 Nook ..... D13/102  
D716,219 S \* 10/2014 Quinlan ..... D13/102  
D724,012 S \* 3/2015 Zhan ..... D13/102  
D793,334 S \* 8/2017 Estes ..... D13/102  
2012/0240983 A1\* 9/2012 Lee ..... H01L 31/0481  
136/251  
2015/0194551 A1\* 7/2015 Crist ..... H01L 31/0508  
136/244

\* cited by examiner

*Primary Examiner* — Derrick E Holland  
(74) *Attorney, Agent, or Firm* — Myers Wolin, LLC

**Related U.S. Application Data**

(63) Continuation of application No. 29/693,975, filed on Jun. 6, 2019, now Pat. No. Des. 909,961.

(51) **LOC (13) Cl.** ..... **13-02**

(52) **U.S. Cl.**  
USPC ..... **D13/102**

(58) **Field of Classification Search**  
USPC ..... D13/101, 102, 107, 110, 133, 184, 199;  
D6/300

CPC ..... H01L 31/02; H01L 31/18; H01L 31/042;  
H01L 31/048; H01L 31/052; H01L 31/0203;  
H01L 31/02008; H01L 31/0504; H01L 31/02013;  
H01L 31/0475; H01L 27/142;  
H01L 27/1421; Y02E 10/40; Y02E 10/47;  
Y02E 10/50; Y02E 10/52; Y02E 10/54;  
Y02E 10/542; Y02E 10/544; H02S 30/10;  
H02S 40/34; H02S 40/42; H02S 40/44;  
H02J 7/0042

See application file for complete search history.

(56) **References Cited**

**U.S. PATENT DOCUMENTS**

4,786,851 A \* 11/1988 Fuji ..... H02J 7/35  
320/101  
D366,585 S \* 1/1996 Mueller ..... D6/577

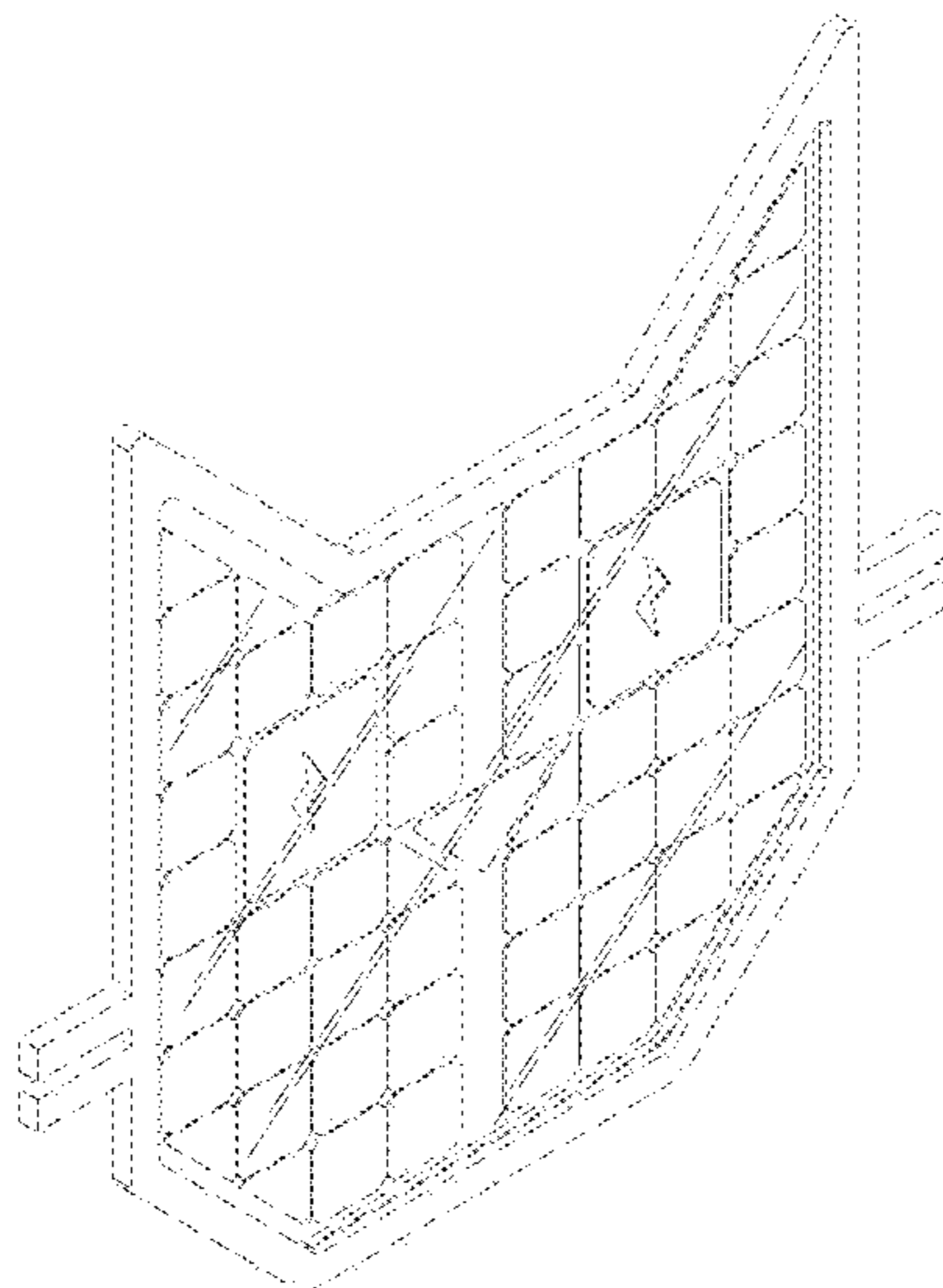
(57) **CLAIM**

The ornamental design for a solar panel assembly, as shown and described.

**DESCRIPTION**

FIG. 1 is a front top left perspective view of a solar panel assembly showing our new design;  
FIG. 2 is a front top right perspective view thereof;  
FIG. 3 is a front elevation view thereof;  
FIG. 4 is a back elevation view thereof;  
FIG. 5 is a right side elevation view thereof, the left side view being symmetric thereto;  
FIG. 6 is a top view thereof; and,  
FIG. 7 is a bottom view thereof.  
The diagonal shade lines illustrate transparent elements covering components of the solar panel assembly, where the internal components are not transparent.

**1 Claim, 6 Drawing Sheets**



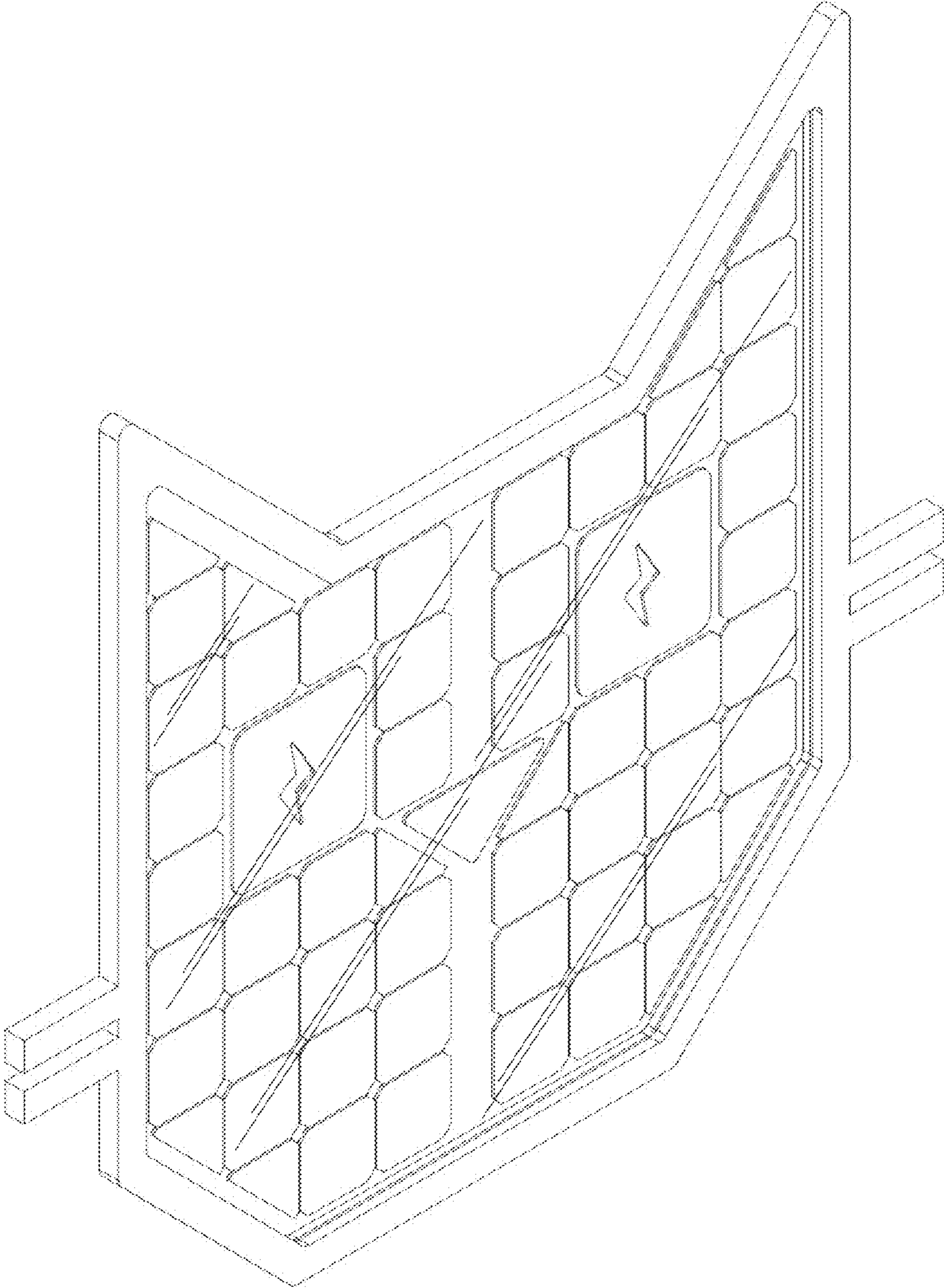


FIG. 1

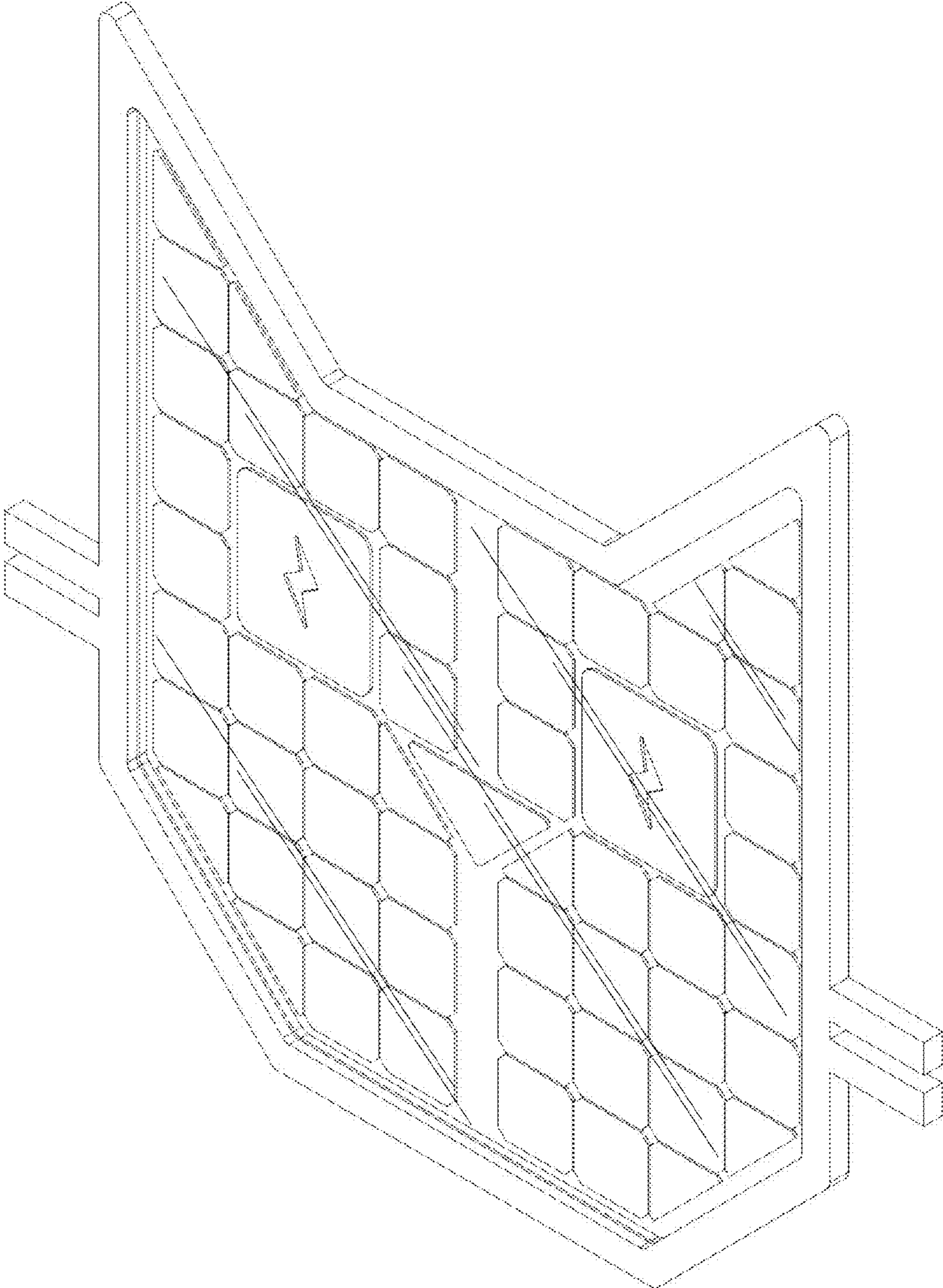


FIG. 2

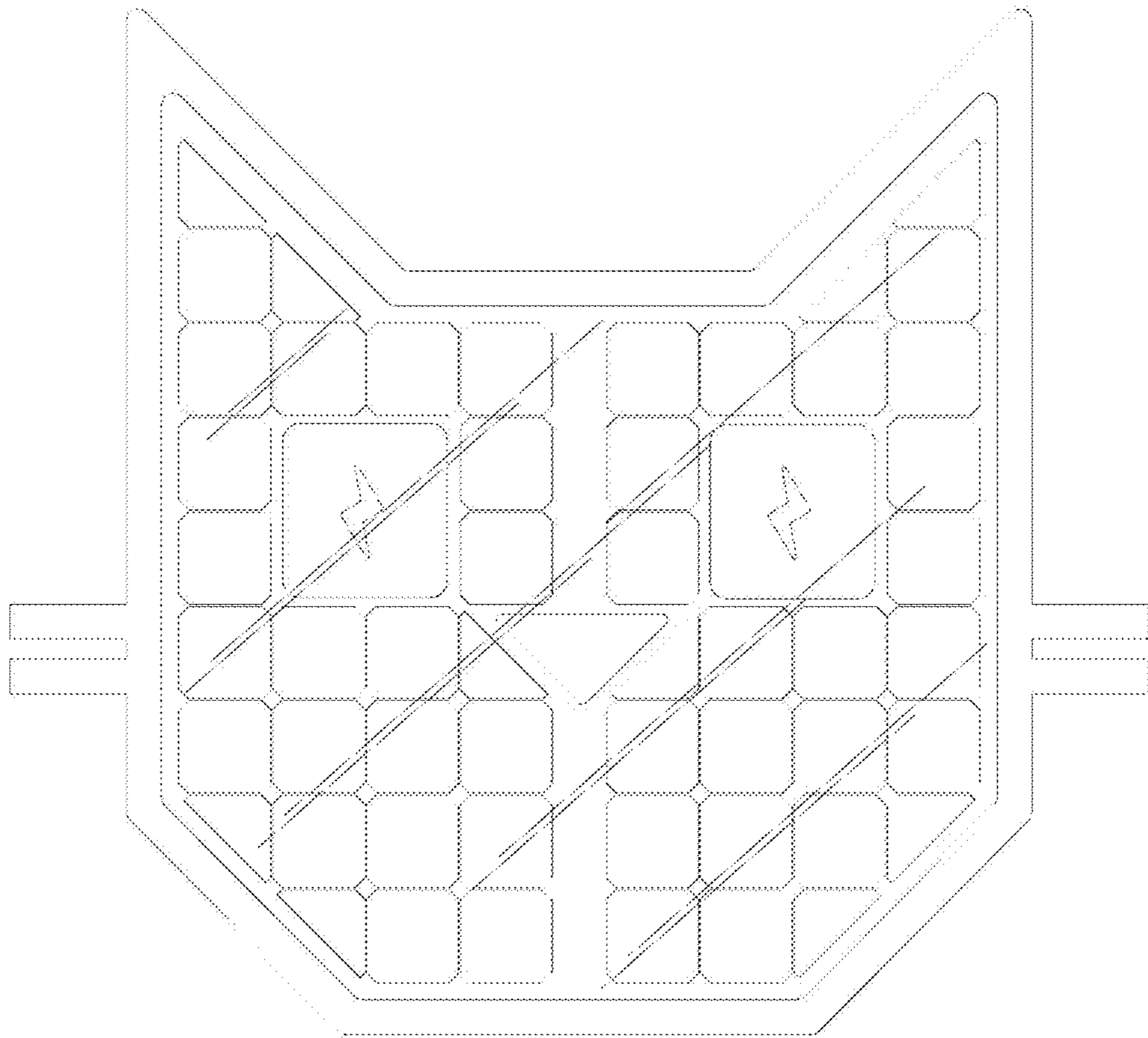


FIG. 3

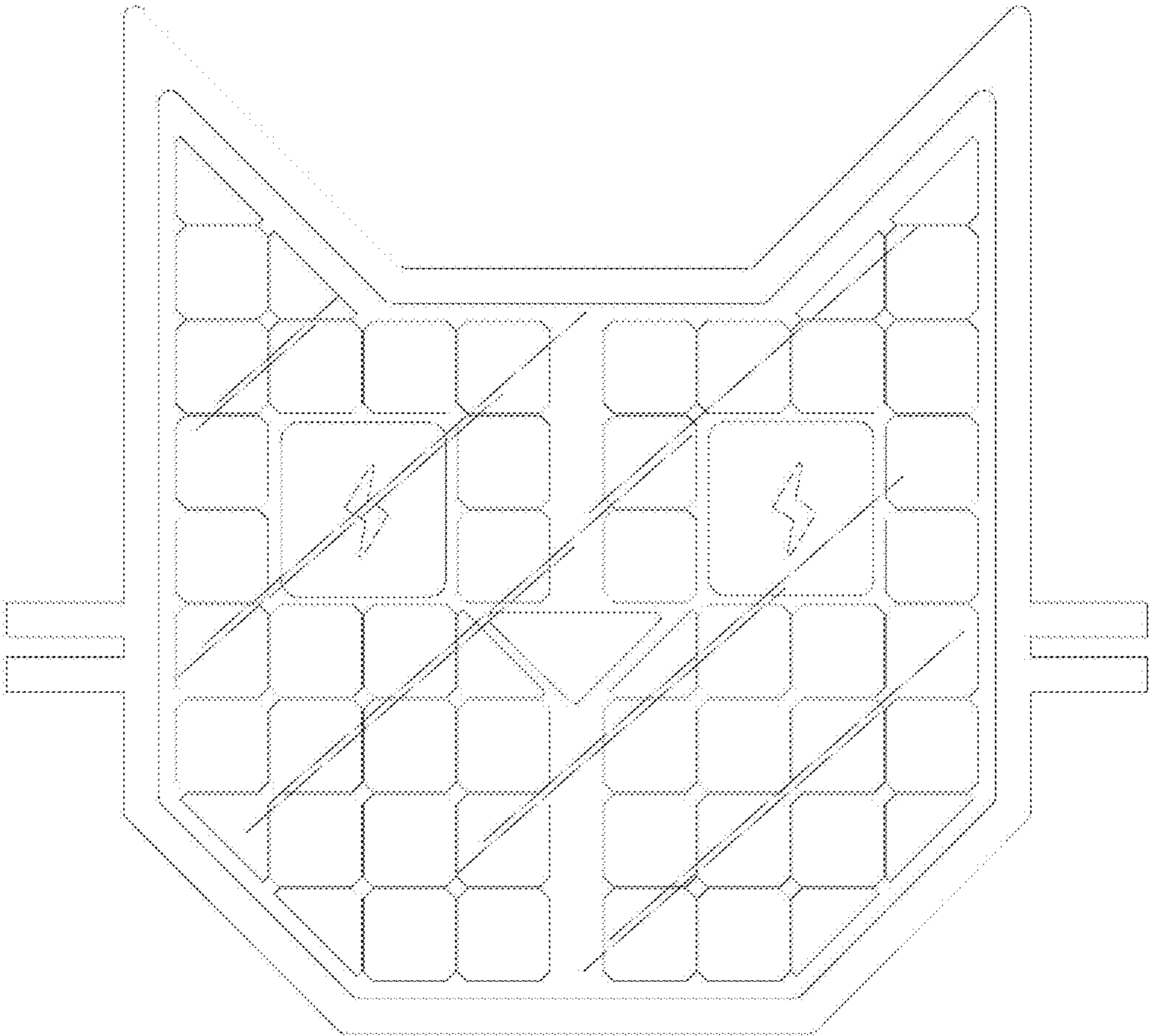


FIG. 4




FIG. 5




FIG. 6




FIG. 7