



US00D940643S

(12) **United States Design Patent**
Davis et al.

(10) **Patent No.:** **US D940,643 S**
(45) **Date of Patent:** **** Jan. 11, 2022**

- (54) **TIRE**
- (71) Applicant: **The Goodyear Tire & Rubber Company, Akron, OH (US)**
- (72) Inventors: **Christopher Byron Davis**, North Canton, OH (US); **Andrew John Norwood**, Ivanhoe (AU); **Sagar Dilip Bafana**, Akron, OH (US)
- (73) Assignee: **The Goodyear Tire & Rubber Company, Akron, OH (US)**
- (**) Term: **15 Years**
- (21) Appl. No.: **29/724,031**
- (22) Filed: **Feb. 12, 2020**
- (51) **LOC (13) Cl.** **12-15**
- (52) **U.S. Cl.**
USPC **D12/600**
- (58) **Field of Classification Search**
USPC D12/568-605, 900
CPC Y10T 152/10027; B60C 1/0016; B60C 11/0306; B60C 11/0302; B60C 3/06; B60C 9/17
See application file for complete search history.

D628,958 S 12/2010 Fleckner D12/600
D629,351 S 12/2010 Jacobs D12/600
D638,352 S 5/2011 Osaka D12/579

(Continued)

OTHER PUBLICATIONS

U.S. Appl. No. 29/676,523, filed Jan. 11, 2019, Davis, et al.
U.S. Appl. No. 29/676,534, filed Jan. 11, 2019, Davis, et al.
U.S. Appl. No. 29/685,676, filed Mar. 29, 2019, Davis, et al.

Primary Examiner — John A Voytek

(74) *Attorney, Agent, or Firm* — Robert N. Lipcisk

(57) **CLAIM**

The ornamental Design for a tire, as shown and described.

DESCRIPTION

FIG. 1 is a perspective view of a tire showing our new design, it being understood that the pattern repeats uniformly throughout the circumference of the tread;

FIG. 2 is a front elevational view thereof;

FIG. 3 is a right side elevational view of the area circled in FIG. 1;

FIG. 4 is an enlarged fragmentary front elevational view thereof;

FIG. 5 is a perspective view of a second embodiment of a tire showing our new design, it being understood that the interior of the tire forms no part of the claim, that the pattern repeats uniformly throughout the circumference of the tread and that the opposite side view is identical thereto; and,

FIG. 6 is a front elevational view of a second embodiment, it being understood that an enlarged fragmentary view thereof would be substantially identical to that shown in FIG. 4, with the exception of the inclusion of the sidewall in the claim.

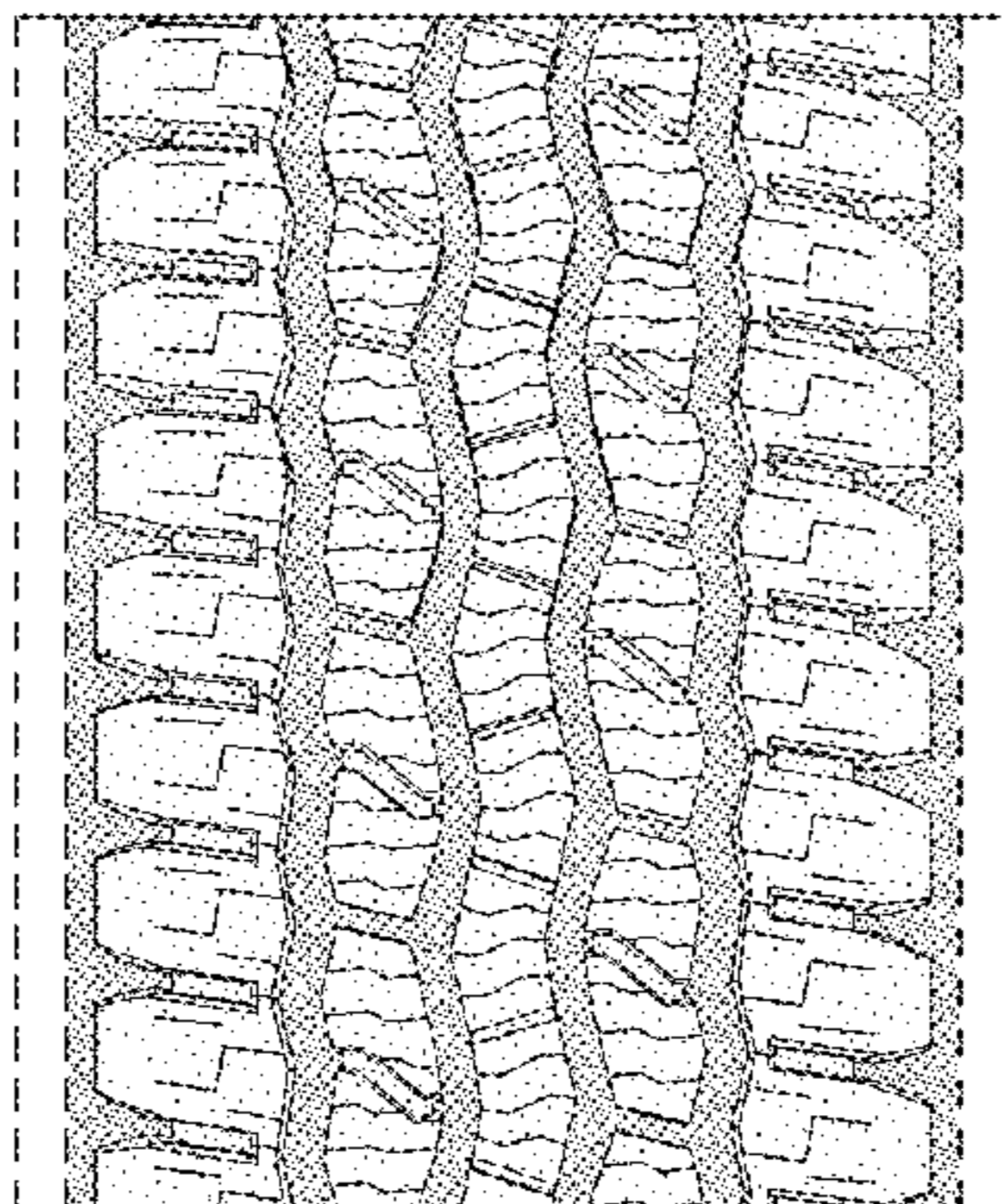
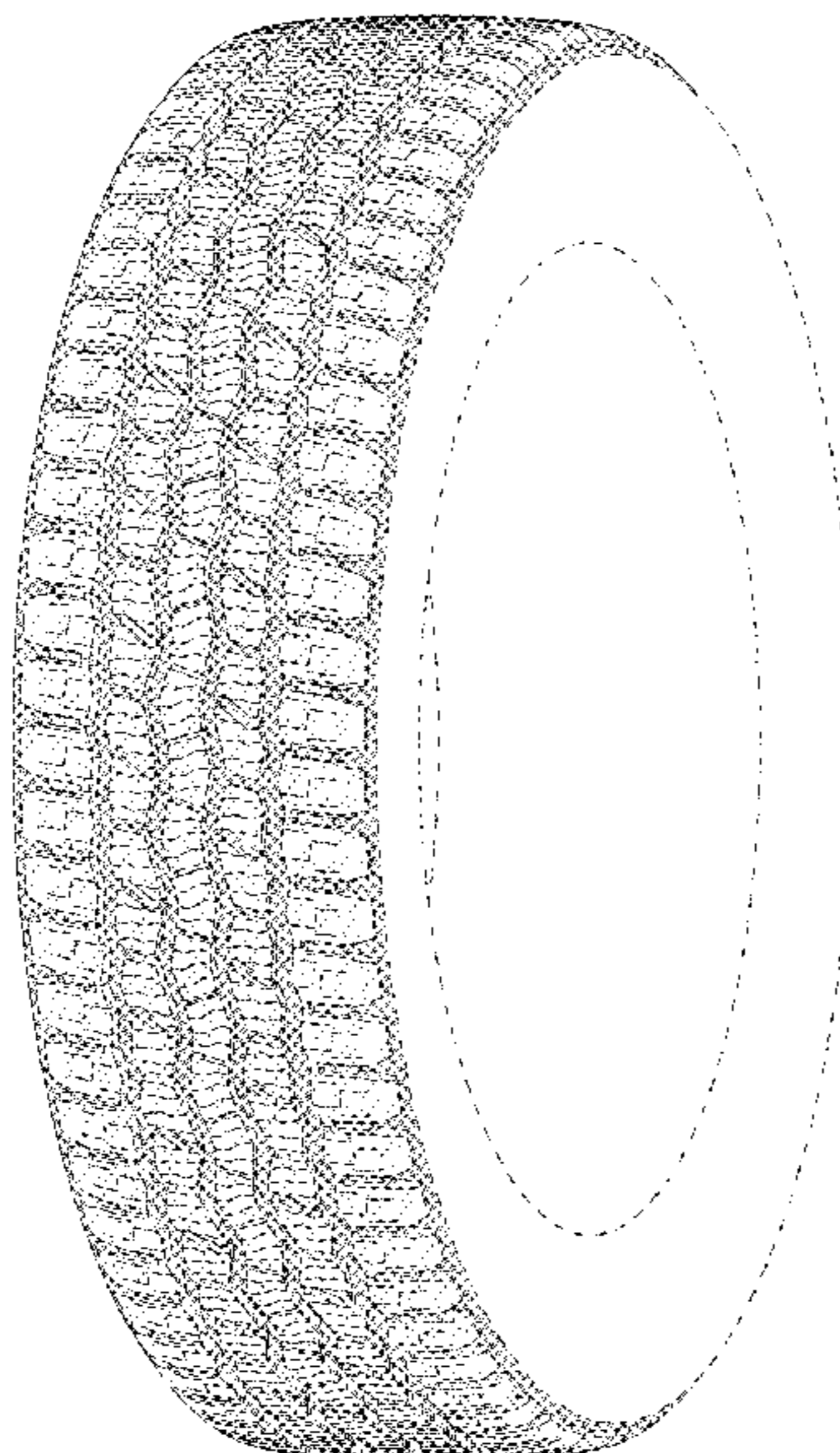
In the drawings, the broken lines immediately adjacent to the outer edges of the tire shoulder represent boundaries of the claim, and the broken lines depict environmental subject matter only and form no part of the claimed design.

1 Claim, 6 Drawing Sheets

(56) **References Cited**

U.S. PATENT DOCUMENTS

D320,966 S	10/1991	Miller et al.	D12/147
D325,013 S	3/1992	Vaugh-Lindner et al. ..	D12/147
D328,883 S	8/1992	Scheuren	D12/147
D365,060 S	12/1995	McKisson	D12/146
D391,205 S	2/1998	Schad et al.	D12/147
D445,380 S	7/2001	Fantanzo et al.	D12/147
D498,208 S	11/2004	Cazin-Bourguignon et al.	D12/600
D551,160 S	9/2007	Hutz et al.	D12/600
D591,225 S	4/2009	Ashton et al.	D12/600
D614,119 S	4/2010	Umstot et al.	D12/587



(56)

References Cited

U.S. PATENT DOCUMENTS

D643,804 S	8/2011	Dixon et al.	D12/594
D646,220 S *	10/2011	Tamura	D12/600
D662,464 S	6/2012	Dixon et al.	D12/602
D667,367 S	9/2012	Bonko et al.	D12/600
D682,190 S	5/2013	Uphouse et al.	D12/600
D729,155 S	5/2015	Jacobs	D12/600
D732,467 S	6/2015	Schimmoeller et al.	D12/600
D734,710 S	7/2015	Jacobs	D12/580
D735,120 S	7/2015	Oberlin et al.	D12/594
D748,044 S	1/2016	Schuessler	D12/580
D763,781 S	8/2016	Ashton et al.	D12/579
D771,557 S	11/2016	Leocadio et al.	D12/594
D784,250 S	4/2017	Kuwano	D12/600
D784,915 S *	4/2017	Koog	D12/588
D787,436 S *	5/2017	Dixon	D12/600
D791,690 S	7/2017	Ishigaki	D12/594
D821,966 S	7/2018	Ninomiya	D12/600
D843,927 S	3/2019	Canankamp et al.	D12/600
D844,549 S	4/2019	Zimmerman et al.	D12/600
D853,945 S	7/2019	Herbst	D12/588
D860,927 S *	9/2019	Dixon	D12/600
D863,212 S *	10/2019	Geng	D12/587
D882,498 S *	4/2020	Davis	D12/579
D884,589 S *	5/2020	Fujioka	D12/588
D886,036 S *	6/2020	Jones	D12/588
D894,103 S *	8/2020	Davis	D12/579
2017/0028790 A1 *	2/2017	Shmagranoff	B60C 11/0306

* cited by examiner

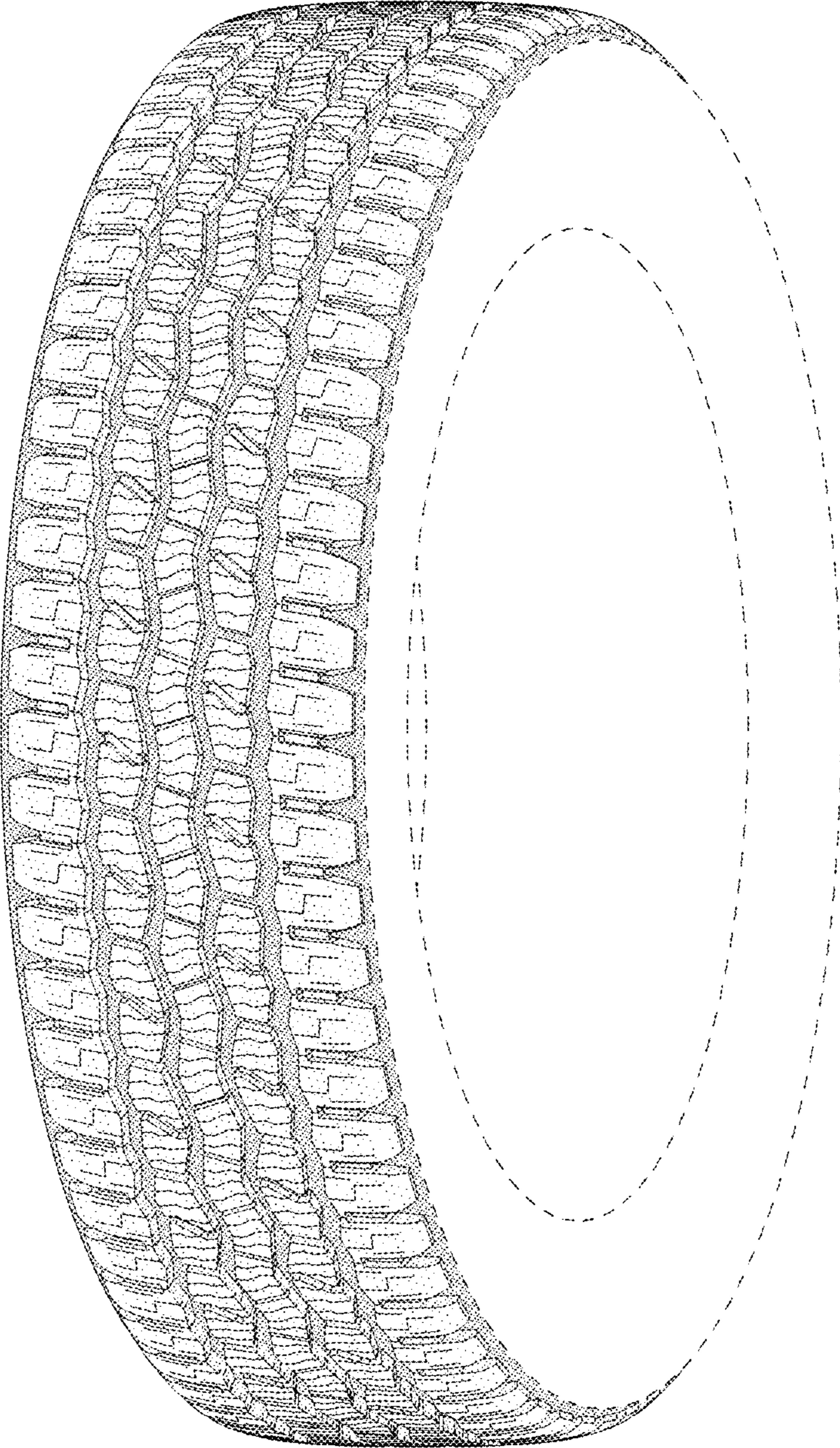


FIG - 1

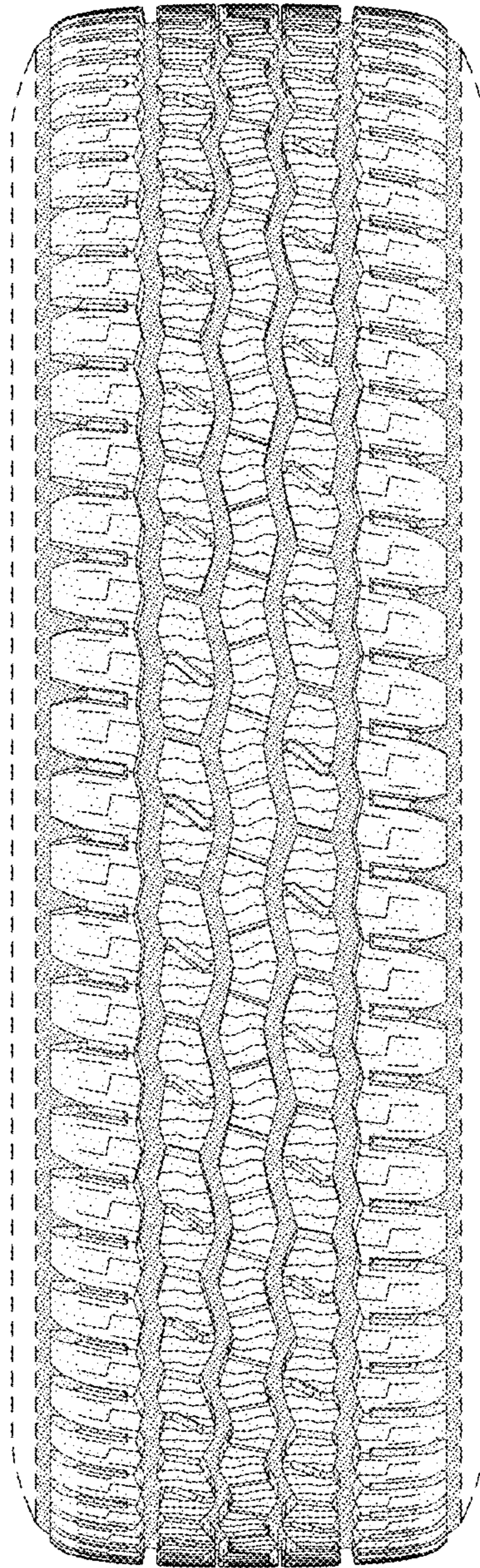


FIG - 2

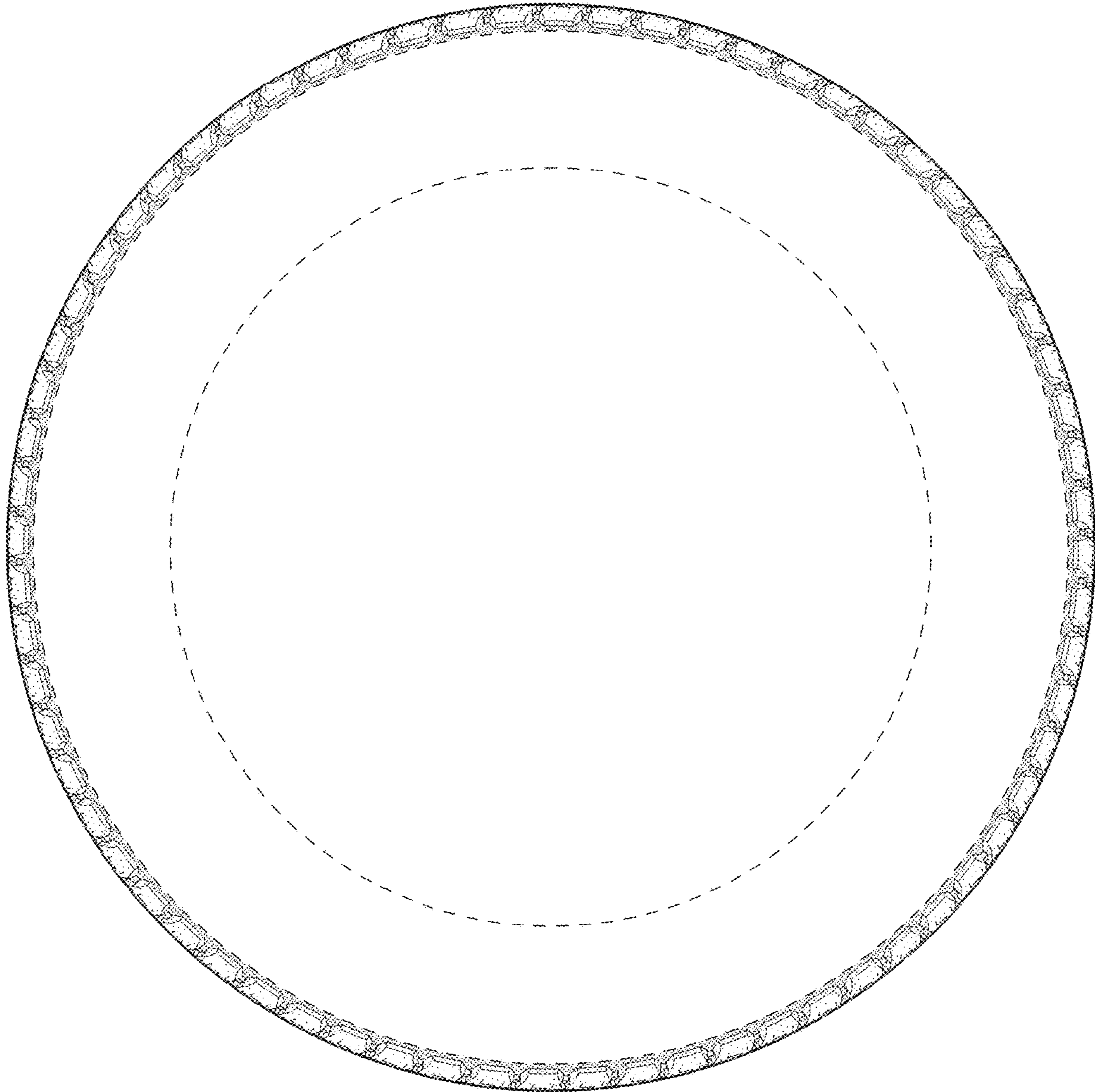


FIG - 3

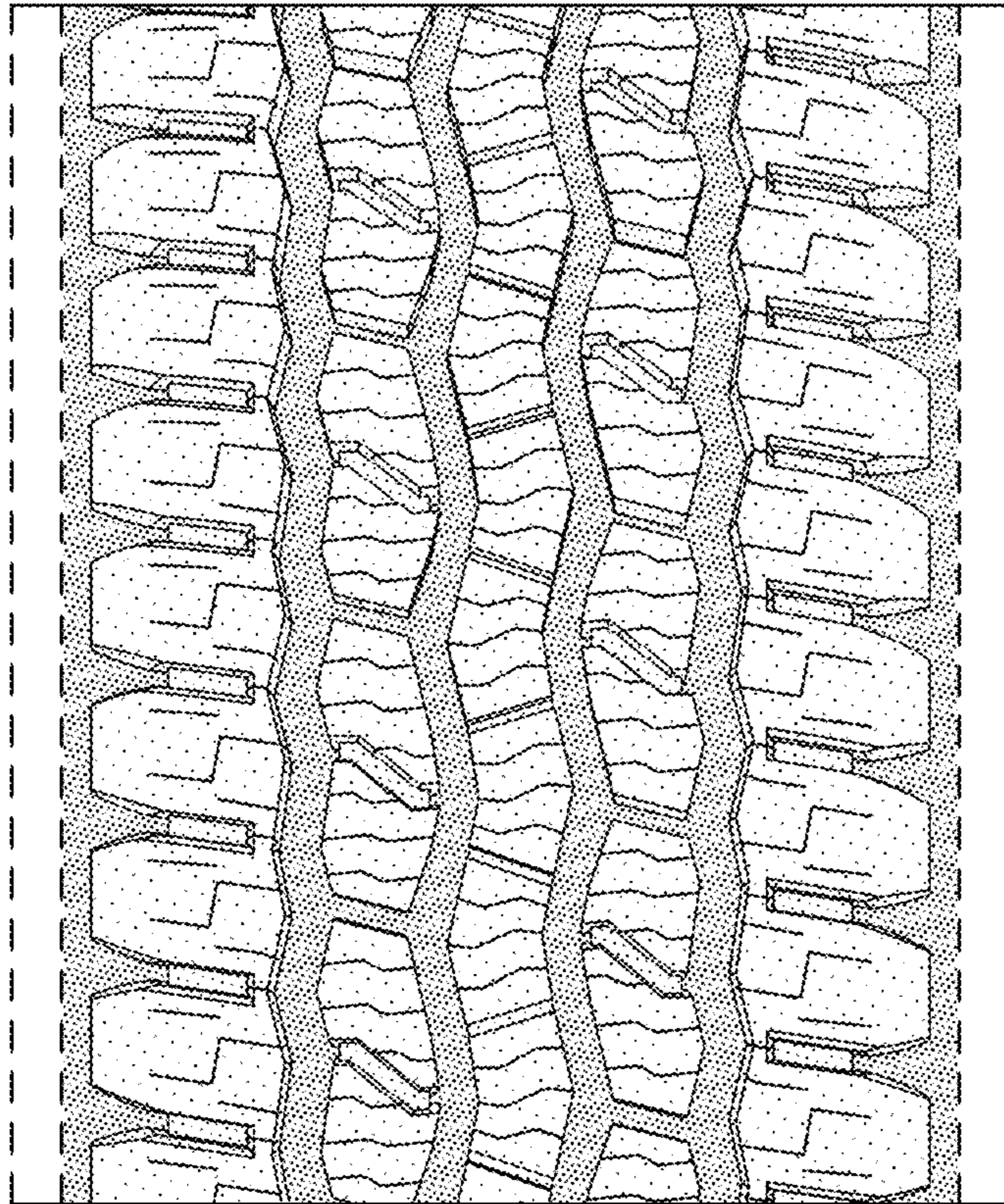


FIG - 4

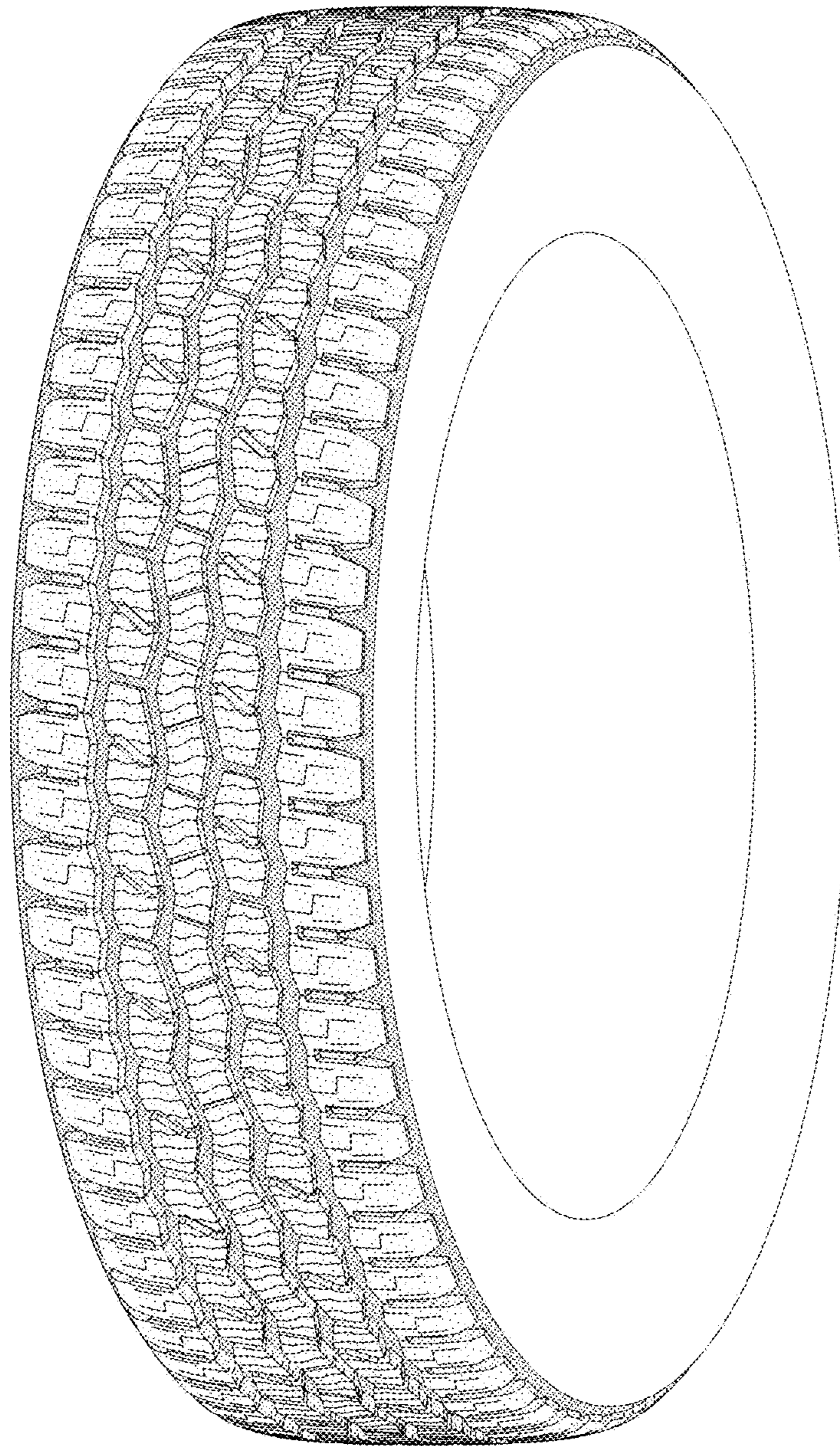


FIG - 5

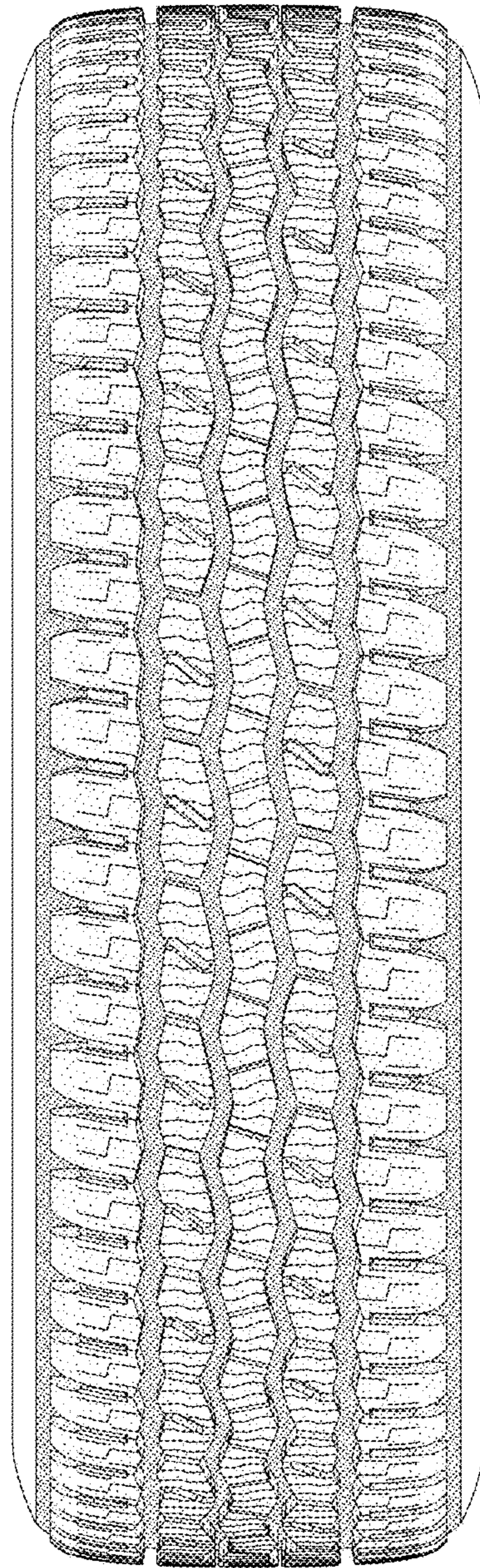


FIG - 6