



US00D940642S

(12) **United States Design Patent** (10) **Patent No.:** **US D940,642 S**
Pribula (45) **Date of Patent:** **** Jan. 11, 2022**

(54) **TIRE**

(71) Applicant: **The Goodyear Tire & Rubber Company, Akron, OH (US)**

(72) Inventor: **David Michael Pribula, Alliance, OH (US)**

(73) Assignee: **The Goodyear Tire & Rubber Company, Akron, OH (US)**

(**) Term: **15 Years**

(21) Appl. No.: **29/729,577**

(22) Filed: **Mar. 27, 2020**

(51) **LOC (13) Cl.** **12-15**

(52) **U.S. Cl.**
 USPC **D12/588**

(58) **Field of Classification Search**
 USPC D12/568-604, 900
 CPC Y10T 152/10027; B60C 1/0016; B60C 11/0306; B60C 11/0302; B60C 3/06; B60C 9/17
 See application file for complete search history.

D771,554 S 11/2016 Garcia et al. D12/574
 D771,555 S 11/2016 Neary et al. D12/584
 D791,064 S 7/2017 Bokken et al. D12/517
 (Continued)

OTHER PUBLICATIONS

U.S. Appl. No. 29/717,575, filed Dec. 18, 2019, Pautard, et al., Goodyear.

Primary Examiner — John A Voytek
 (74) *Attorney, Agent, or Firm* — Robert N. Lipsik

CLAIM

The ornamental Design for a tire, as shown and described.

DESCRIPTION

FIG. 1 is a perspective view of a tire showing my new design, it being understood that the pattern repeats uniformly throughout the circumference of the tread;

FIG. 2 is a front elevational view thereof;

FIG. 3 is a right side elevational view thereof; the left side elevational view being identical thereto;

FIG. 4 is an enlarged fragmentary front elevational view thereof;

FIG. 5 is a perspective view of a second embodiment of a tire showing my new design, it being understood that the interior of the tire forms no part of the claim, that the pattern repeats uniformly throughout the circumference of the tread and that the opposite side view is identical thereto; and,

FIG. 6 is a front elevational view of a second embodiment, it being understood that an enlarged fragmentary view thereof would be substantially identical to that shown in FIG. 4, with the exception of the inclusion of the sidewall in the claim.

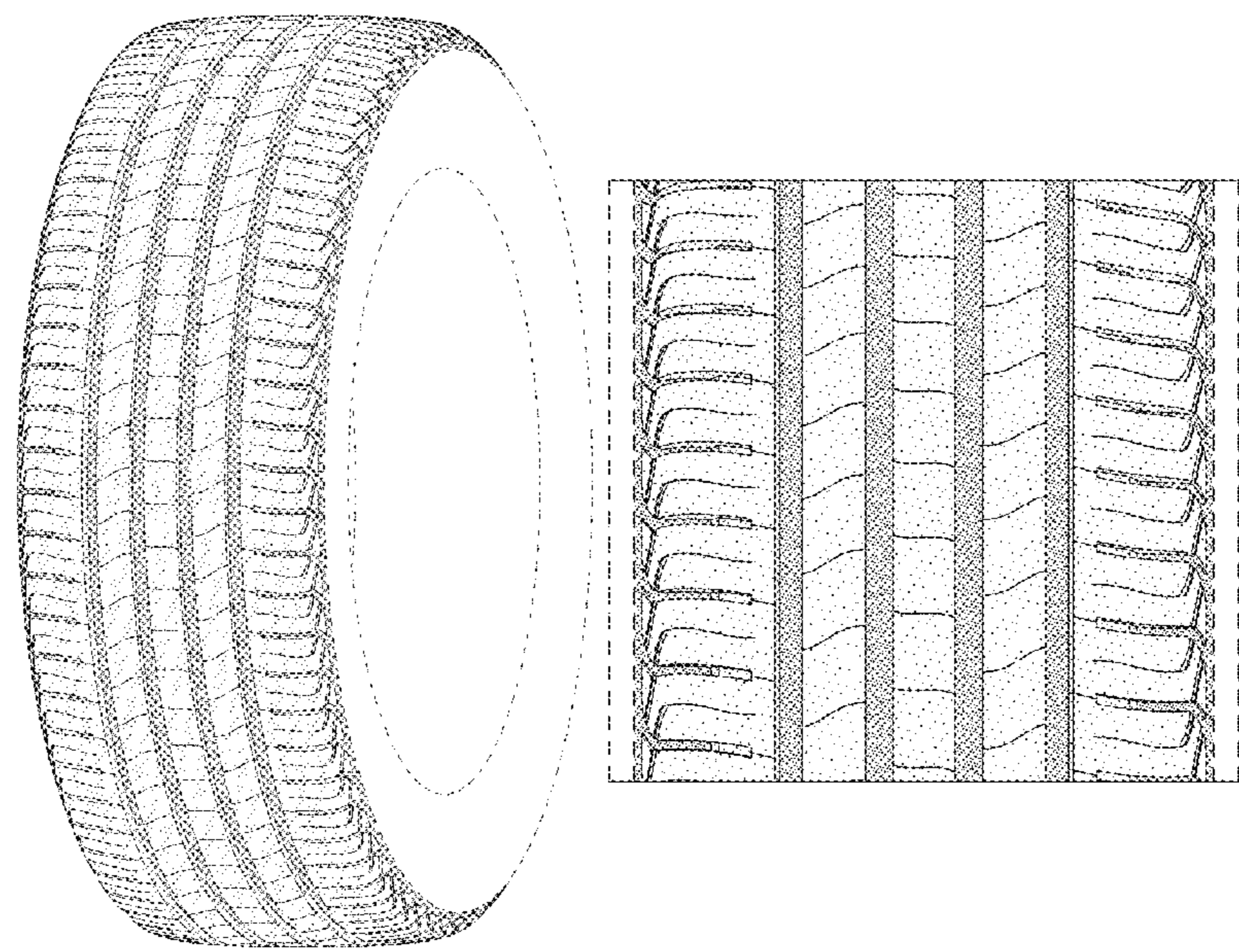
In the drawings, the broken lines immediately adjacent to the outer edges of the tire shoulder represent boundaries of the claim, and the broken lines depict environmental subject matter only and form no part of the claimed design.

(56) **References Cited**

U.S. PATENT DOCUMENTS

D555,081 S	*	11/2007	Feider	D12/588
D609,161 S		2/2010	Fontaine et al.	D12/517
D609,627 S		2/2010	Frappart et al.	D12/523
D612,321 S		3/2010	Bott et al.	D12/519
D623,586 S		9/2010	Fontaine et al.	D12/519
D626,910 S		11/2010	Bott et al.	D12/519
D644,593 S		9/2011	Fontaine et al.	D12/523
D659,633 S		5/2012	Bindner et al.	D12/521
D665,335 S		8/2012	Baumard et al.	D12/517
D667,358 S		9/2012	Fontaine et al.	D12/518
D737,751 S		9/2015	Bourel et al.	D12/521
D743,874 S		11/2015	Philipot et al.	D12/524
D768,054 S		10/2016	Wang et al.	D12/523

1 Claim, 6 Drawing Sheets



(56)

References Cited

U.S. PATENT DOCUMENTS

D795,164 S	8/2017	Philipot et al.	D12/521
D799,407 S	10/2017	Philipot et al.	D12/521
D802,521 S *	11/2017	Bonnamour	D12/530
D804,396 S	12/2017	Philipot et al.	D12/523
D805,461 S	12/2017	Majerus et al.	D12/523
D806,003 S	12/2017	Pribula	D12/521
D817,857 S	5/2018	Meetarbhan et al.	D12/584
D823,233 S	7/2018	Fontaine et al.	D12/519
D851,576 S *	6/2019	Beset	D12/565
D852,117 S	6/2019	Meetarbhan et al.	D12/517
D867,265 S	11/2019	Proietti et al.	D12/523
D882,494 S	4/2020	Philipot et al.	D12/523
D887,342 S	6/2020	Moia et al.	D12/521
D892,030 S *	8/2020	Sabetti	D12/521
D892,031 S *	8/2020	Sabetti	D12/521
D892,713 S *	8/2020	Sabetti	D12/521
D901,374 S *	11/2020	Mailhiot	D12/591
D908,601 S *	1/2021	Schyns	D12/588
D908,602 S *	1/2021	Bortolet	D12/588

* cited by examiner

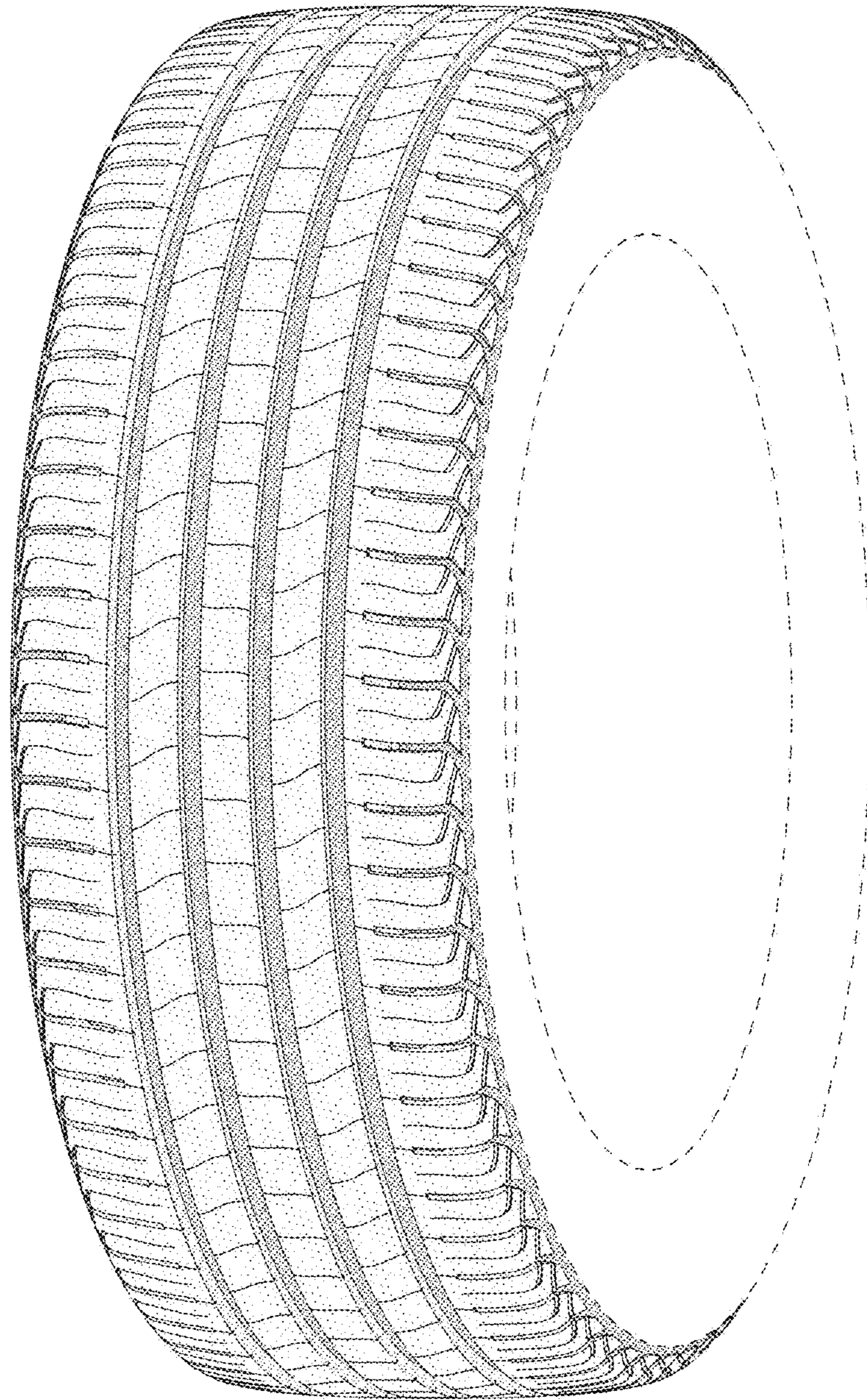


FIG - 1

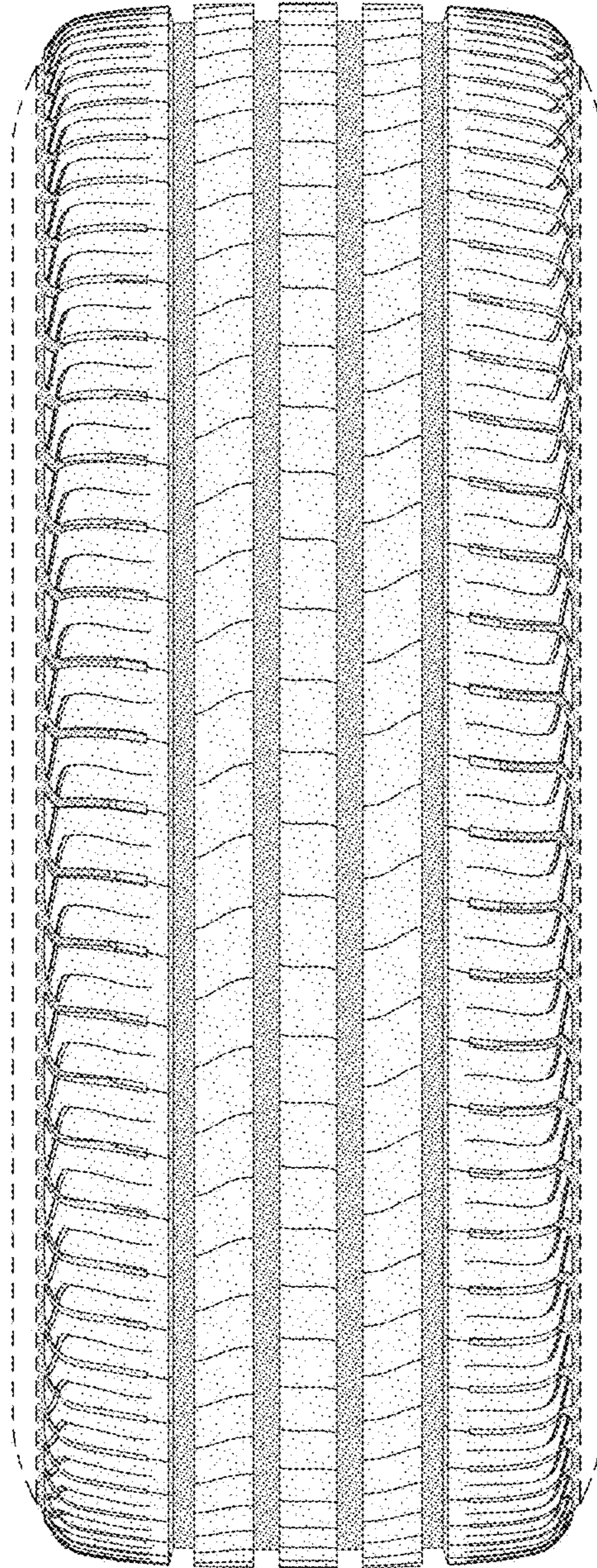


FIG - 2

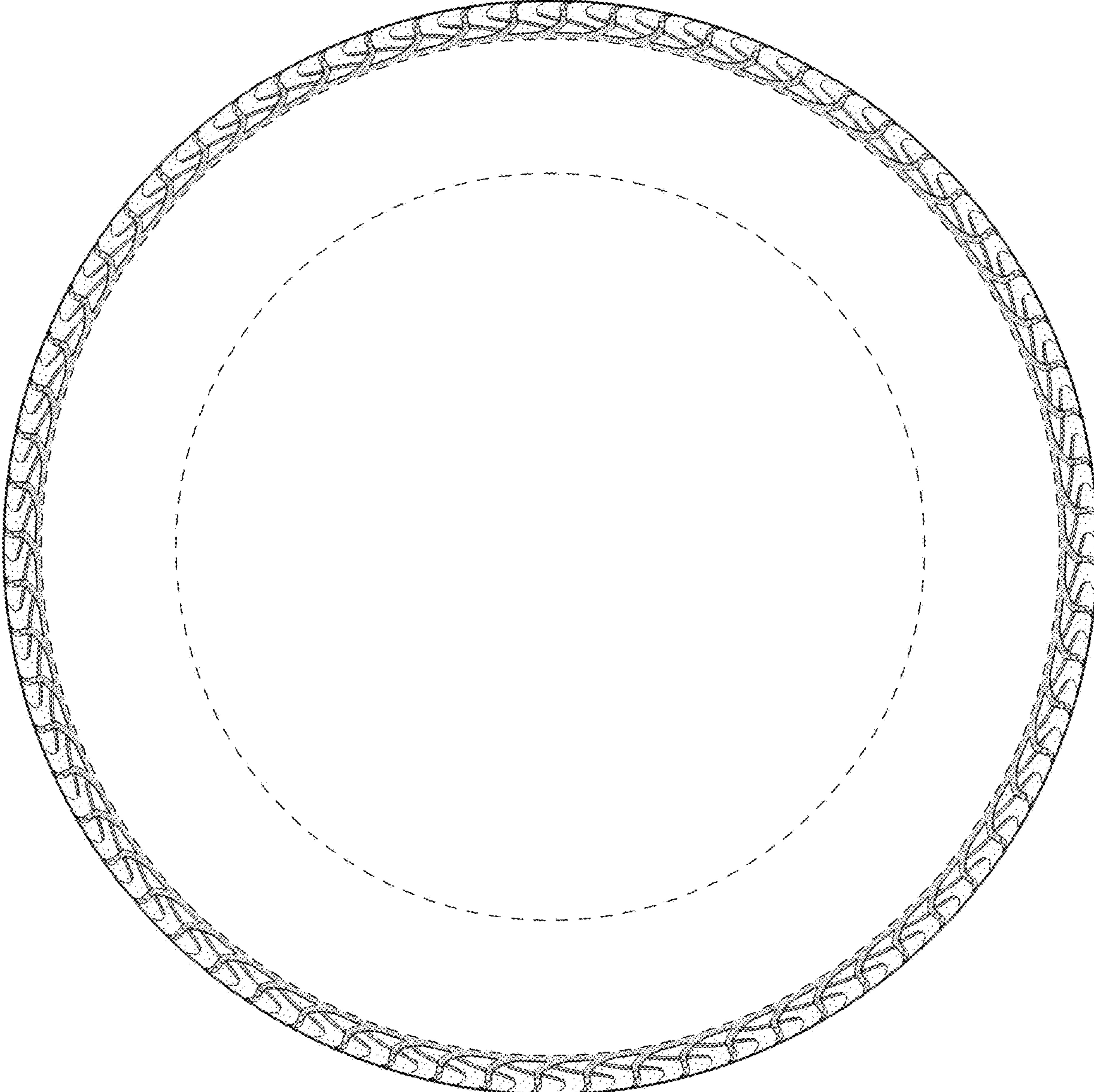


FIG - 3

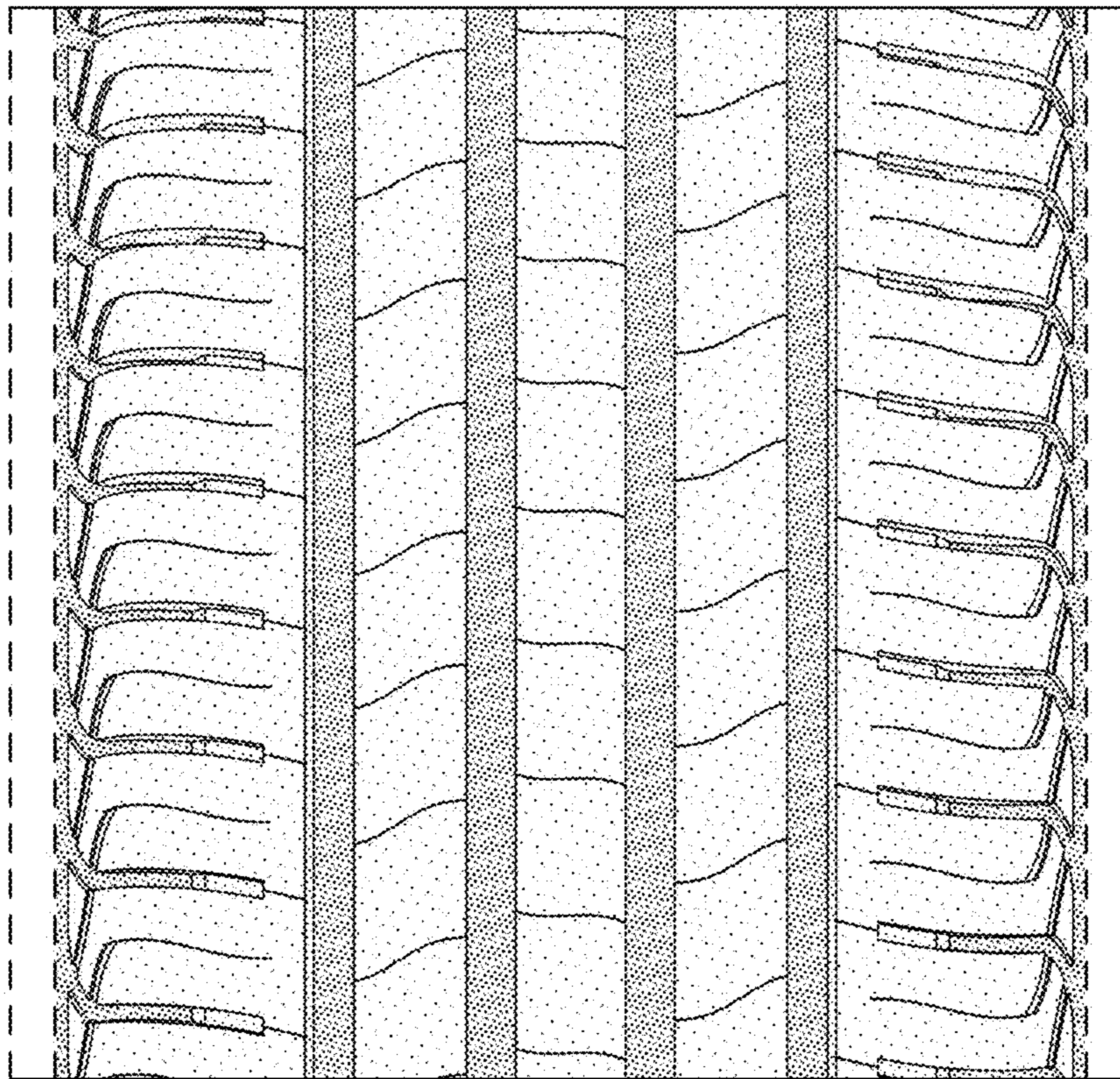


FIG - 4

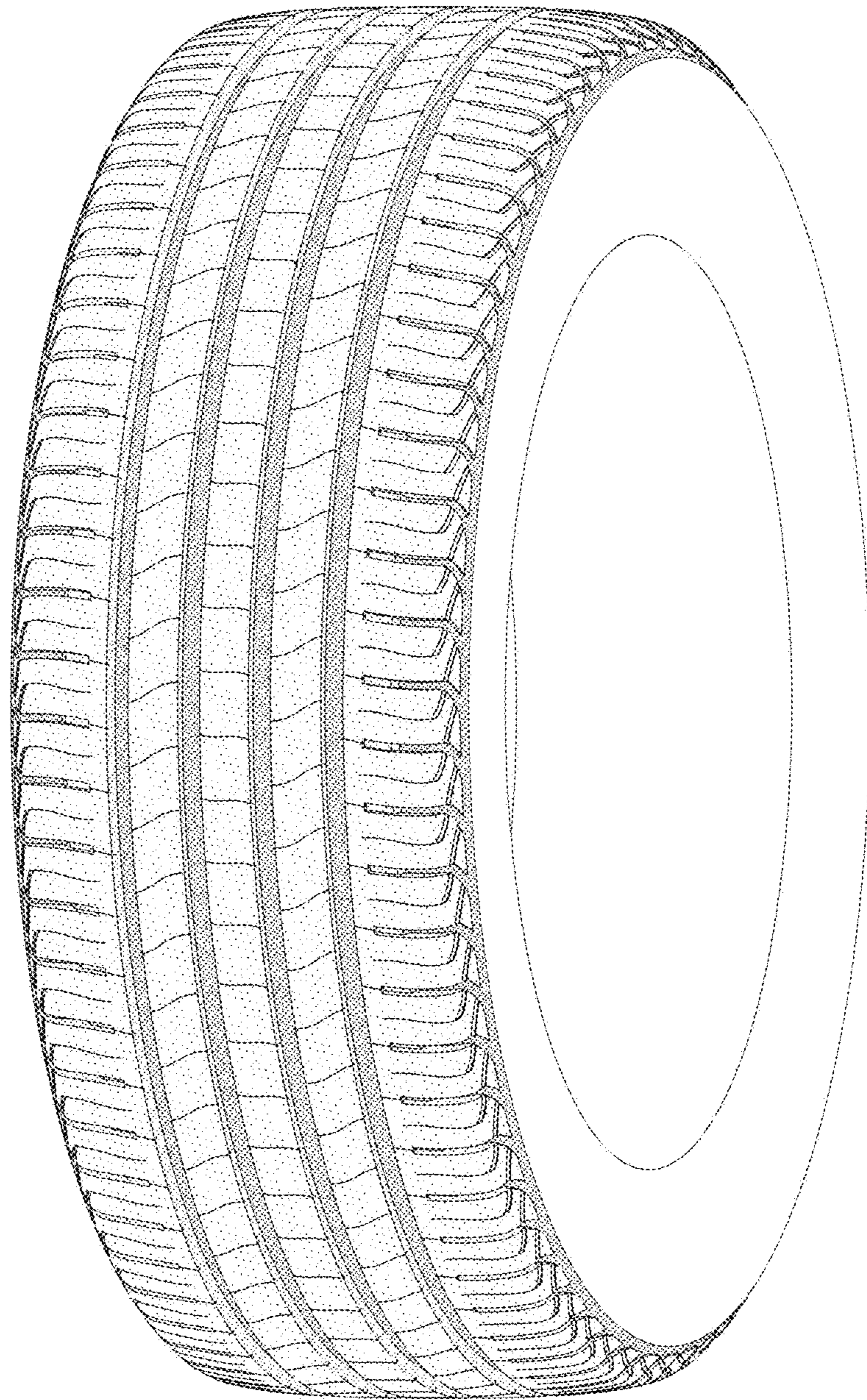


FIG - 5

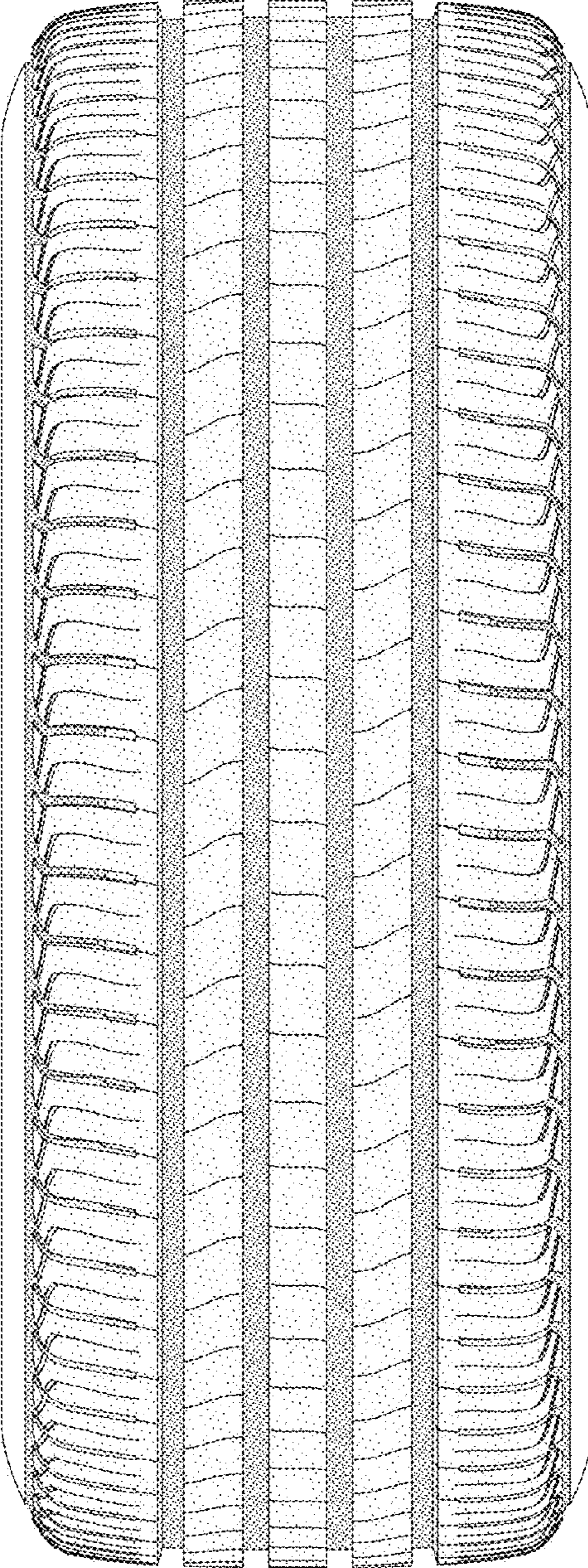


FIG - 6