



US00D940639S

(12) **United States Design Patent**
Ren et al.

(10) **Patent No.: US D940,639 S**

(45) **Date of Patent: ** Jan. 11, 2022**

(54) **VEHICLE TIRE**

(71) Applicant: **PRINX CHENGSHAN (QINGDAO) INDUSTRIAL RESEARCH AND DESIGN CO., LTD.**, Qingdao (CN)

(72) Inventors: **Shiduo Ren**, Qingdao (CN); **Jiayu Qu**, Qingdao (CN); **Jing Han**, Qingdao (CN)

(73) Assignee: **PRINX CHENGSHAN (QINGDAO) INDUSTRIAL RESEARCH AND DESIGN CO., LTD.**, Qingdao (CN)

(**) Term: **15 Years**

(21) Appl. No.: **29/727,258**

(22) Filed: **Mar. 10, 2020**

(51) **LOC (13) Cl.** **12-15**

(52) **U.S. Cl.**
USPC **D12/566**

(58) **Field of Classification Search**
USPC D12/533-567, 604
CPC Y10T 152/10027; B60C 1/0016; B60C 11/0306; B60C 11/0302; B60C 3/06; B60C 9/17

See application file for complete search history.

(56) **References Cited**

U.S. PATENT DOCUMENTS

D526,954 S * 8/2006 Godeau D12/539
D619,082 S * 7/2010 de Benedittis D12/588

D646,622 S * 10/2011 Nobunaga D12/566
D646,623 S * 10/2011 Kojima D12/566
D647,461 S * 10/2011 Godeau D12/566
D647,468 S * 10/2011 Weaver D12/588
D652,367 S * 1/2012 Lange D12/539
D661,245 S * 6/2012 Buchinger-Barnstorf ... D12/564
D754,589 S * 4/2016 Koog D12/602
D815,590 S * 4/2018 Kagimoto D12/602
D886,032 S * 6/2020 Kristen D12/583

* cited by examiner

Primary Examiner — John A Voytek

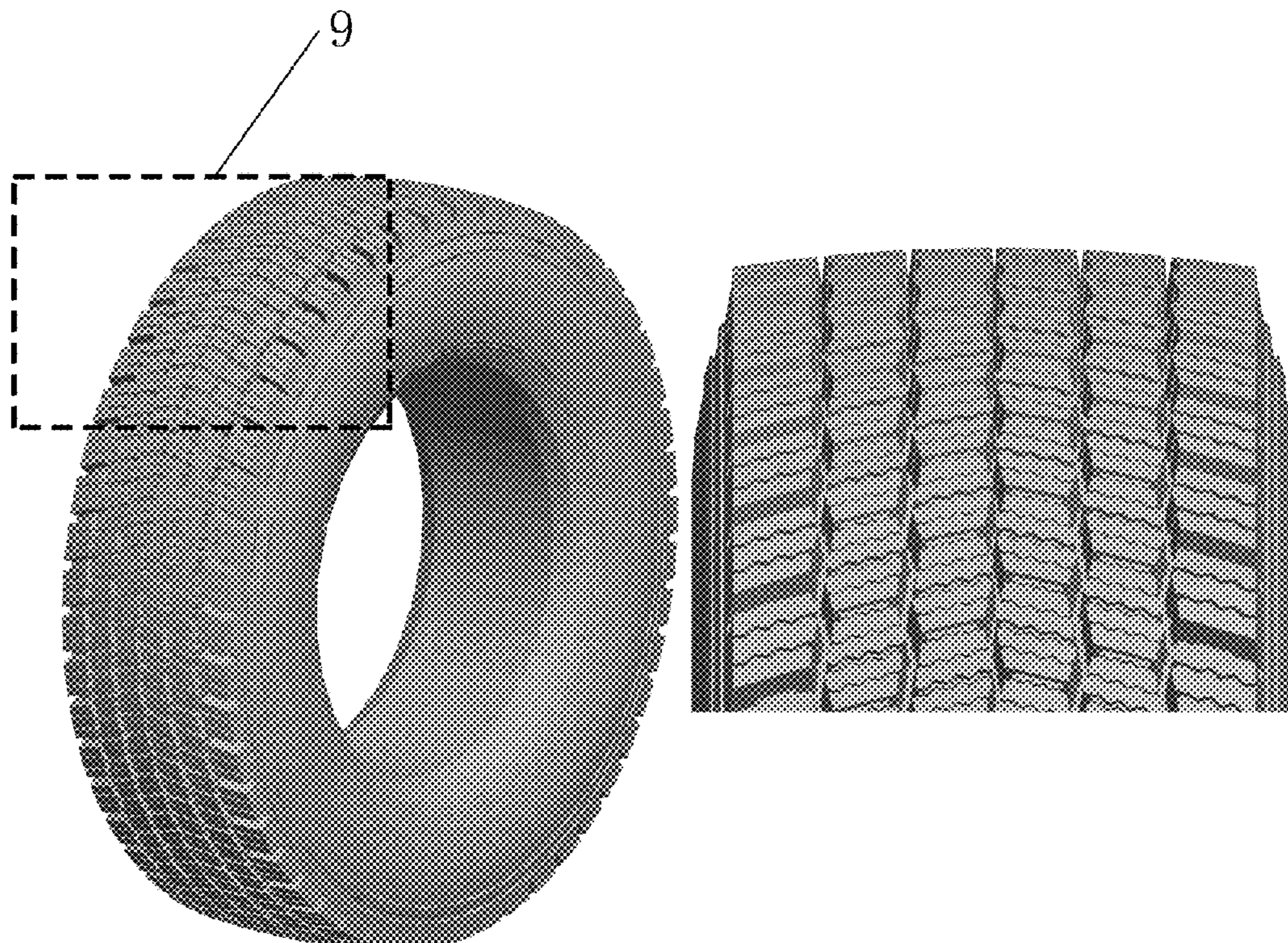
(57) **CLAIM**

The ornamental design for a vehicle tire, as shown and described.

DESCRIPTION

FIG. 1 is a perspective view of a vehicle tire showing my new design;
FIG. 2 is another perspective view thereof;
FIG. 3 is a front elevational view thereof;
FIG. 4 is a rear elevational view thereof;
FIG. 5 is a left side elevational view thereof;
FIG. 6 is a right side elevational view thereof;
FIG. 7 is a top plan view thereof;
FIG. 8 is a bottom plan view thereof;
FIG. 9 is an enlarged view of portion 9 shown in FIG. 1; and,
FIG. 10 is an enlarged view of portion 10 shown in FIG. 3.

1 Claim, 10 Drawing Sheets






FIG. 1



FIG. 2

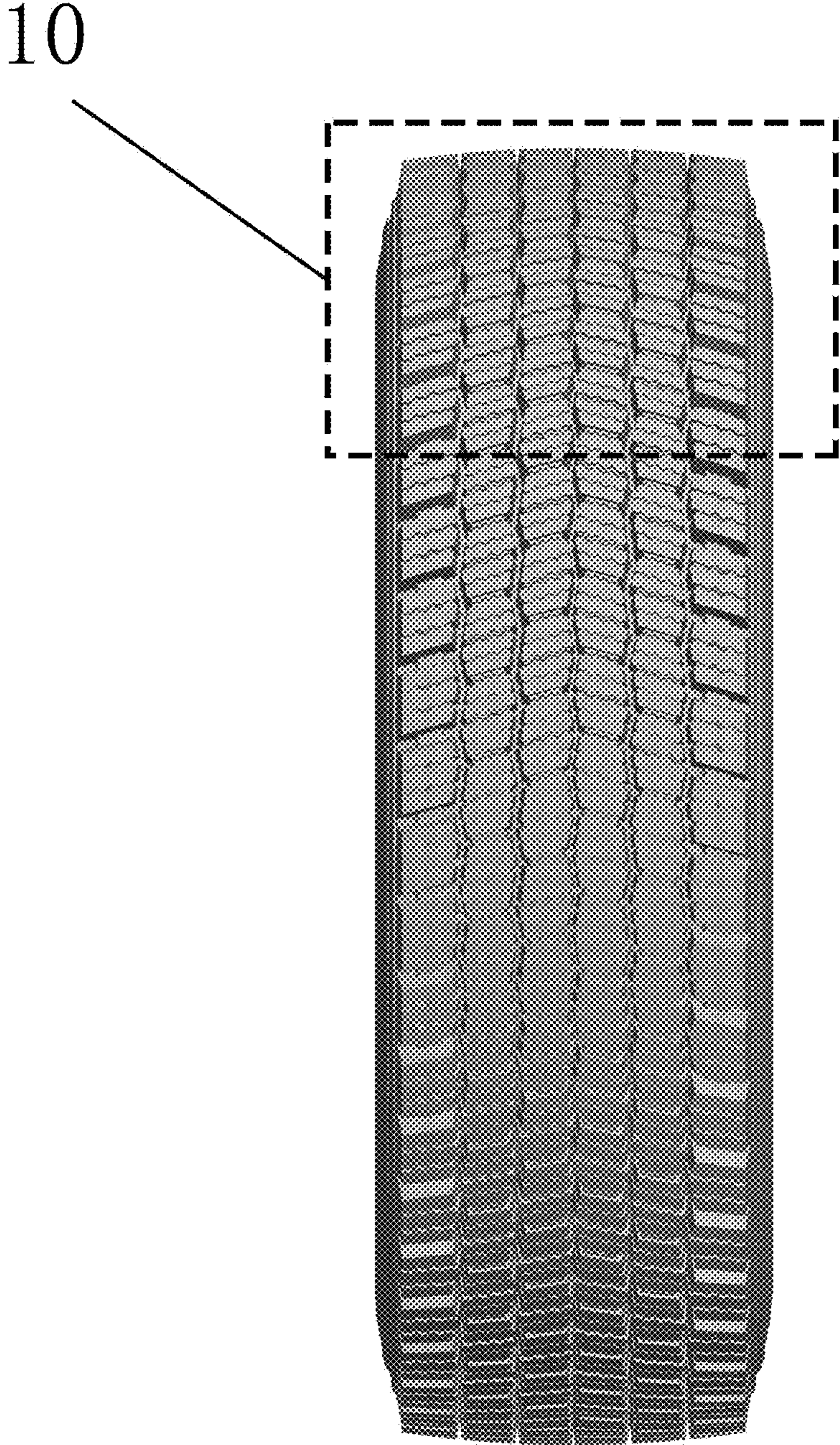


FIG. 3

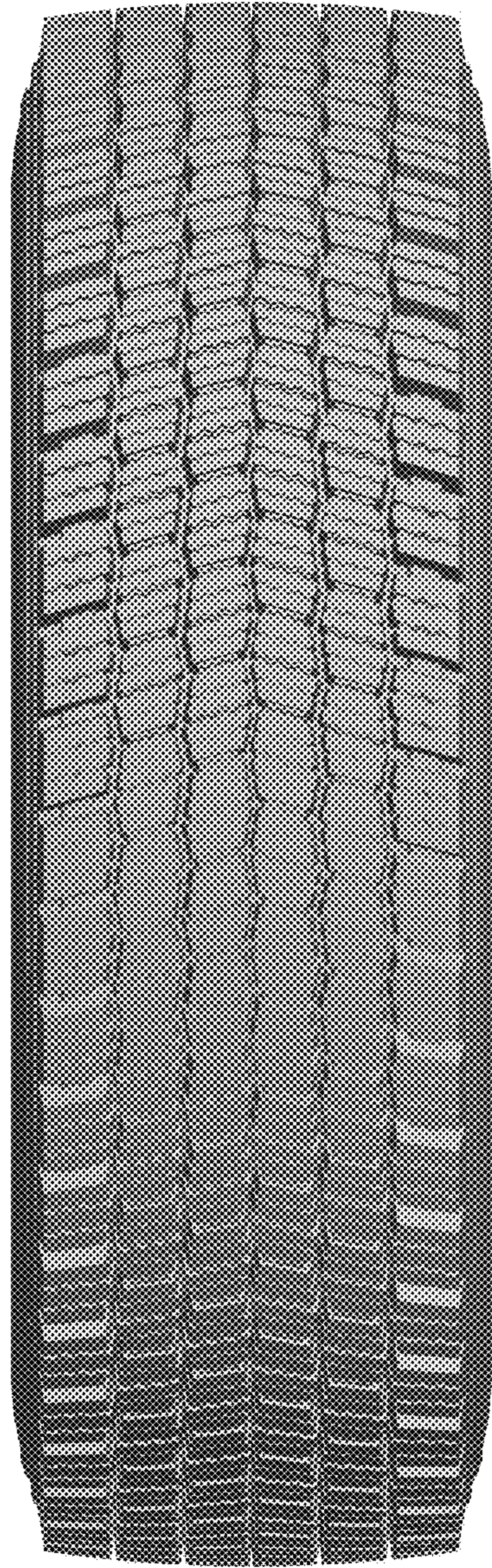


FIG. 4




FIG. 5




FIG. 6

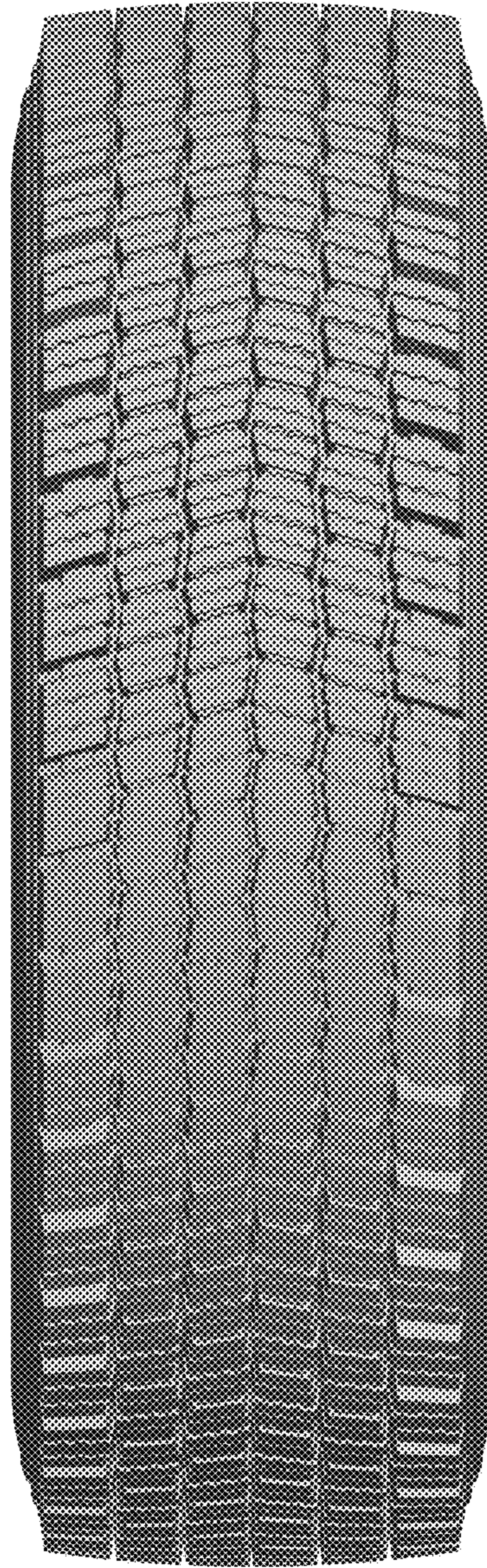


FIG. 7




FIG. 8



FIG. 9




FIG. 10