

US00D940624S

(12) **United States Design Patent**  
**Bjerke**

(10) **Patent No.:** **US D940,624 S**

(45) **Date of Patent:** **\*\* Jan. 11, 2022**

(54) **VEHICLE RIM**

(71) Applicant: **VOLVO CAR CORPORATION,**  
Gothenburg (SE)

(72) Inventor: **Ole-Kristian Bjerke,** Gothenburg (SE)

(73) Assignee: **VOLVO CAR CORPORATION,**  
Gothenburg (SE)

(\*\*) Term: **15 Years**

(21) Appl. No.: **29/703,058**

(22) Filed: **Aug. 23, 2019**

(30) **Foreign Application Priority Data**

Feb. 27, 2019 (EM) ..... 006268835-0002

(51) **LOC (13) Cl.** ..... **12-16**

(52) **U.S. Cl.**  
USPC ..... **D12/209**

(58) **Field of Classification Search**  
USPC ..... D12/204–213; D21/563  
CPC .... B60B 7/00; B60B 7/02; B60B 7/04; B60B  
7/01; B60B 7/06; B60B 3/02; B60B 3/04;  
B60B 3/06; B60B 3/10; B60B 1/00;  
B60B 1/08; B60B 1/10; B60B 1/12  
See application file for complete search history.

(56) **References Cited**

**U.S. PATENT DOCUMENTS**

D451,460 S \* 12/2001 Arellano ..... D12/209  
D631,814 S \* 2/2011 Baum ..... D12/209

D671,474 S \* 11/2012 Juergens ..... D12/209  
D723,989 S \* 3/2015 Morikawa ..... D12/209  
D752,499 S \* 3/2016 Sze ..... D12/211  
D788,672 S \* 6/2017 Lee ..... D12/209  
D791,054 S \* 7/2017 Valencia Pollex ..... D12/211  
D838,652 S \* 1/2019 Kato ..... D12/209  
D862,352 S \* 10/2019 Bjerke ..... D12/209  
D870,634 S \* 12/2019 Tovey ..... D12/209  
D903,570 S \* 12/2020 Myrberg ..... D12/209  
D904,269 S \* 12/2020 Bjerke ..... D12/209  
D913,895 S \* 3/2021 Bjerke ..... D12/209  
D920,207 S \* 5/2021 Peralta ..... D12/209  
D920,876 S \* 6/2021 Mendoza Jaime ..... D12/209  
D920,878 S \* 6/2021 Kalha ..... D12/209  
D927,395 S \* 8/2021 Mendoza Jaime ..... D12/209  
D929,291 S \* 8/2021 Rzepka ..... D12/209

\* cited by examiner

*Primary Examiner* — Stacia A Cadmus

(74) *Attorney, Agent, or Firm* — Berenato & White, LLC


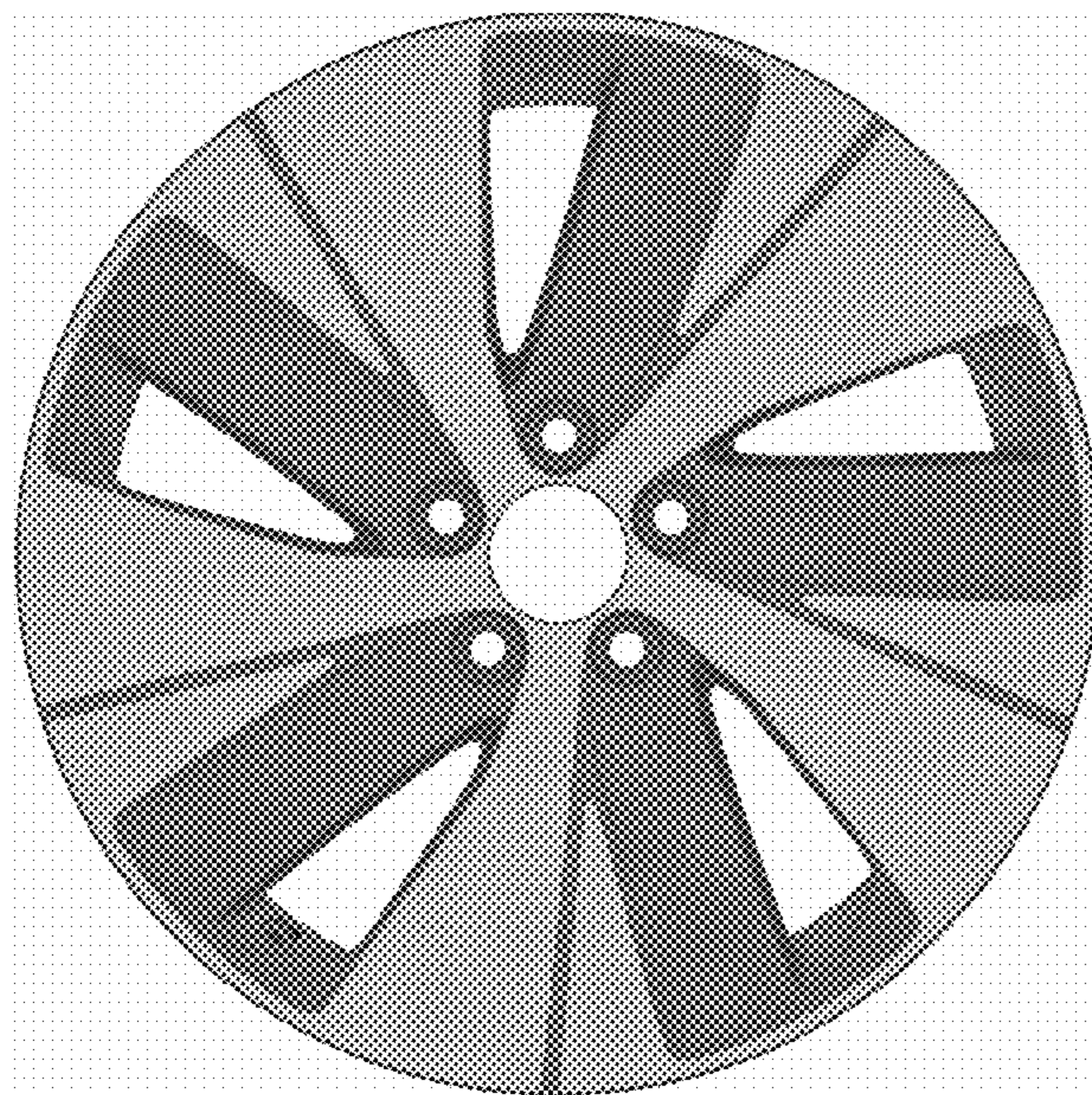
(57) **CLAIM**

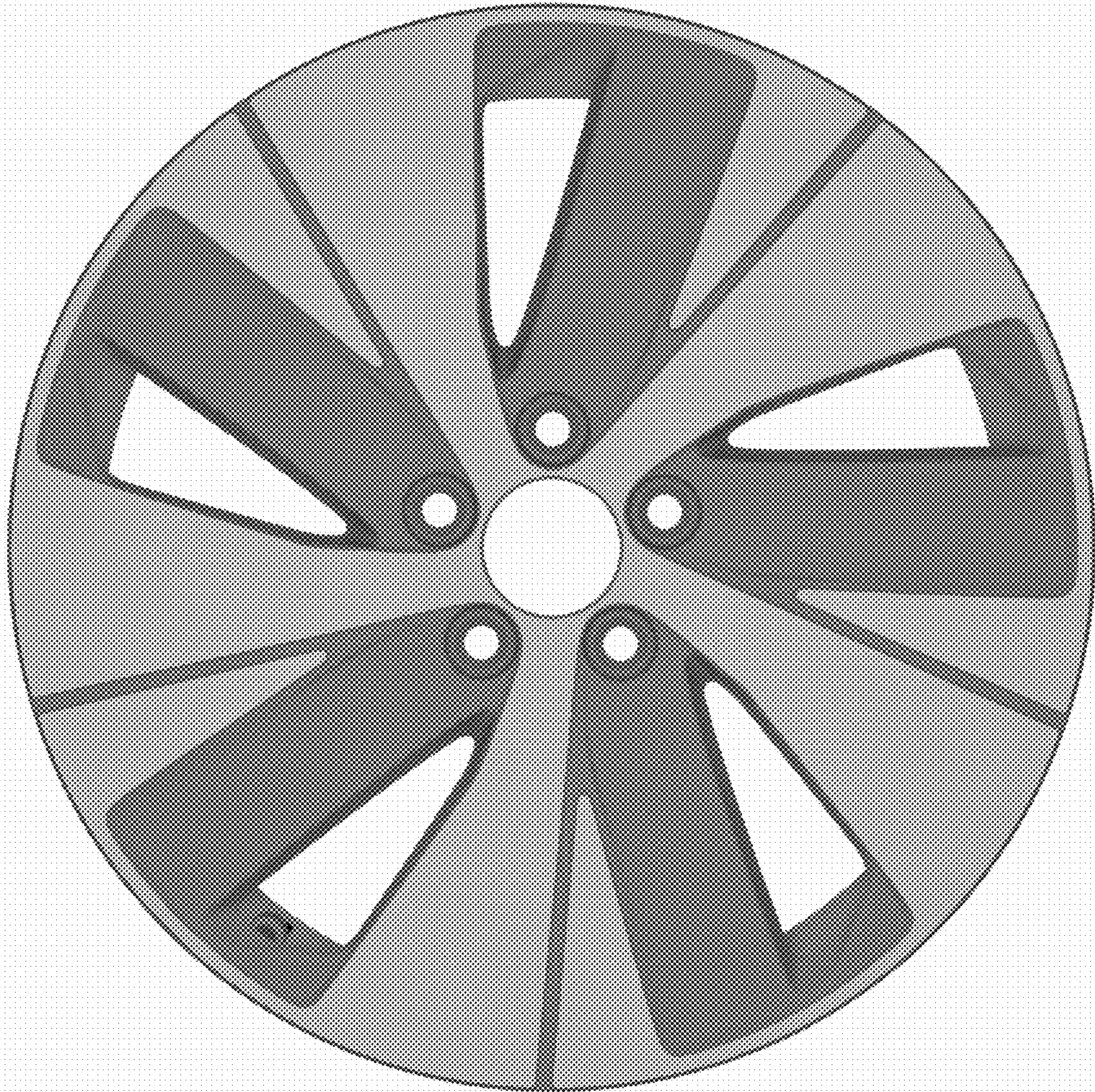
The ornamental design for a vehicle rim, as shown.

**DESCRIPTION**

FIG. 1 is a front view of a vehicle rim showing my new design;  
FIG. 2 is a right perspective view thereof;  
FIG. 3 is a left perspective view thereof;  
FIG. 4 is a right side view thereof;  
FIG. 5 is a left side view thereof;  
FIG. 6 is a top view thereof; and,  
FIG. 7 is a bottom view thereof.

**1 Claim, 7 Drawing Sheets**






**FIG. 1**




**FIG. 2**




**FIG. 3**




**FIG. 4**



**FIG. 5**



**FIG. 6**



**FIG. 7**