



US00D940612S

(12) **United States Design Patent** (10) **Patent No.:** **US D940,612 S**
Metros et al. (45) **Date of Patent:** **** Jan. 11, 2022**

(54) **VEHICLE FRONT LOWER VALANCE**

(71) Applicant: **Ford Global Technologies, LLC**,
Dearborn, MI (US)

(72) Inventors: **Craig S. Metros**, Bloomfield, MI (US);
Darrell Behmer, Novi, MI (US);
Melvin Betancourt, Shelby Township,
MI (US); **Christopher Stevens**, Detroit,
MI (US)

(73) Assignee: **Ford Global Technologies, LLC**,
Dearborn, MI (US)

(**) Term: **15 Years**

(21) Appl. No.: **29/759,267**

(22) Filed: **Nov. 20, 2020**

Related U.S. Application Data

(62) Division of application No. 29/673,800, filed on Dec. 18, 2018, now Pat. No. Des. 906,192.

(51) **LOC (13) Cl.** **12-16**

(52) **U.S. Cl.**
USPC **D12/169**

(58) **Field of Classification Search**
USPC D12/169, 163, 196, 86, 90-92;
296/180.1, 180.2; 293/102, 113, 115,
293/117, 120
CPC B60R 19/52; B60R 2019/25; B62D 25/084
See application file for complete search history.

(56) **References Cited**

U.S. PATENT DOCUMENTS

D771,534 S *	11/2016	Bucher	D12/169
D823,190 S *	7/2018	Platto	D12/169
D823,191 S *	7/2018	Platto	D12/169
D826,108 S *	8/2018	Woodhouse	D12/169
D845,187 S *	4/2019	Pinazzo	D12/169
D846,457 S *	4/2019	Koo	D12/169
D847,704 S *	5/2019	Zipfel	D12/169
D847,705 S *	5/2019	Zipfel	D12/169
D874,992 S *	2/2020	Park	D12/169
D874,993 S *	2/2020	Park	D12/169
D875,622 S *	2/2020	Park	D12/169
D877,007 S *	3/2020	Zipfel	D12/169
D906,192 S *	12/2020	Metros	D12/169

* cited by examiner

Primary Examiner — Melody N Brown

(57) **CLAIM**

The ornamental design for a vehicle front lower valance, as shown and described.

DESCRIPTION

FIG. 1 is a front elevational view of a vehicle front lower valance, showing our new design;
 FIG. 2 is a top plan view thereof;
 FIG. 3 is a top, front and left side perspective view thereof;
 and,
 FIG. 4 is a bottom, front and left side perspective thereof.

1 Claim, 4 Drawing Sheets






Fig. 1

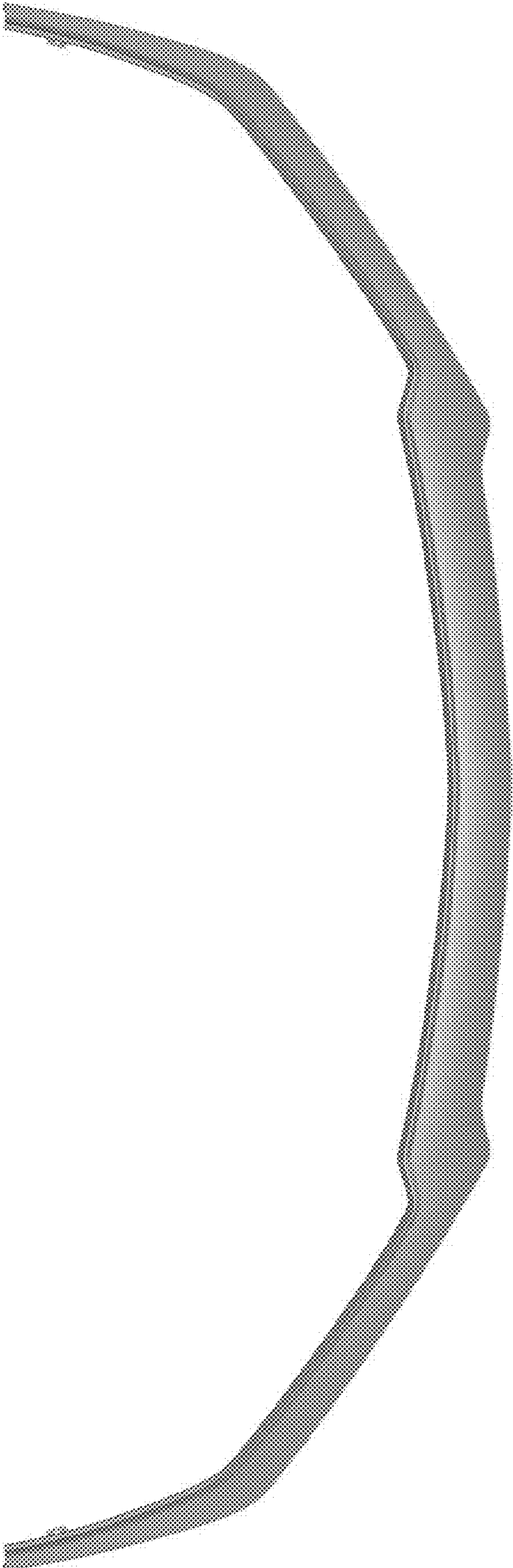


Fig. 2




Fig. 3

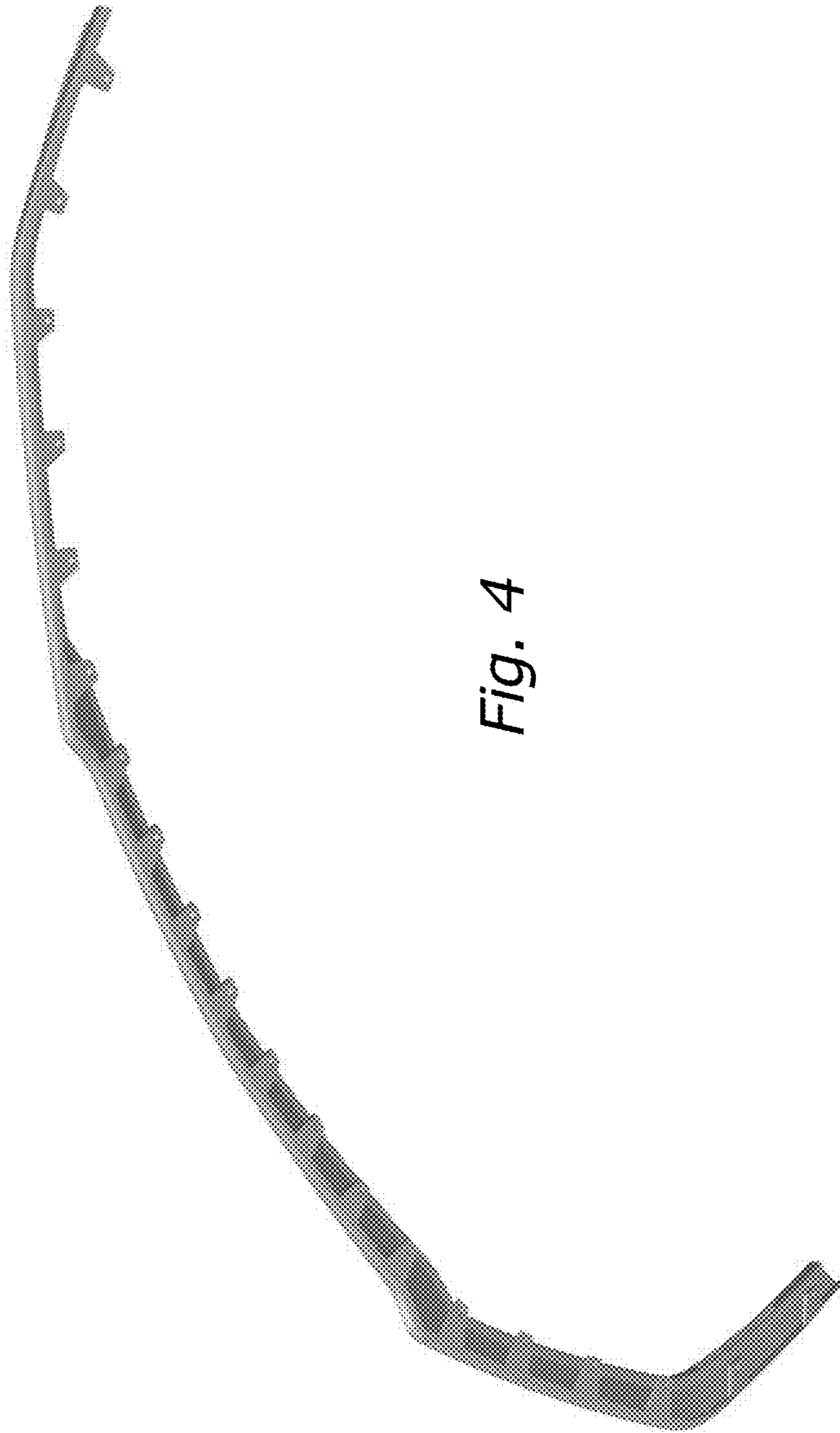


Fig. 4