



US00D940611S

(12) **United States Design Patent**
Rao, Jr. et al.

(10) **Patent No.:** **US D940,611 S**
(45) **Date of Patent:** **** Jan. 11, 2022**

(54) **TRUCK BUMPER**

(71) Applicant: **508, Inc.**, Santa Barbara, CA (US)

(72) Inventors: **Charles Rao, Jr.**, Santa Barbara, CA (US); **Vincent Liao**, Taoyuan (TW)

(73) Assignee: **508, Inc.**, Santa Barbara, CA (US)

(**) Term: **15 Years**

(21) Appl. No.: **29/731,438**

(22) Filed: **Apr. 15, 2020**

(51) **LOC (13) Cl.** **12-16**

(52) **U.S. Cl.**

USPC **D12/169**

(58) **Field of Classification Search**

USPC D12/82, 86, 88, 89, 90, 91, 92, 93, 96,
D12/163, 164, 165, 166, 167, 169, 170,
D12/171, 172, 173, 181, 184, 185, 190,
D12/192, 196, 216, 223, 400; D21/533,
D21/548, 552, 561

CPC B60R 19/00; B60R 19/02; B60R 19/04;
B60R 19/16; B60R 19/18; B60R 19/24;
B60R 19/26; B60R 19/44; B60R 19/48;
B60R 19/52; B60R 19/56; B60R
2019/007; B60R 2019/522; B60R
2019/527; B60R 2019/1886; B62D 25/02;
B62D 25/08; B62D 25/16

See application file for complete search history.

(56) **References Cited**

U.S. PATENT DOCUMENTS

D251,245 S *	3/1979	Senour	D12/169
D254,060 S *	1/1980	Spellins	D12/96
D318,835 S *	8/1991	Partin	D12/169
D327,045 S *	6/1992	Levine	D12/169
D343,605 S *	1/1994	Meryman	D12/169
D364,371 S *	11/1995	Ray	D12/169
D381,946 S *	8/1997	Delashaw	D12/167

D400,144 S *	10/1998	Hellhake	D12/169
D402,603 S *	12/1998	Witkowski	D12/169
D419,506 S *	1/2000	Texier	D12/169

(Continued)

Primary Examiner — Cary M Robinson

Assistant Examiner — Adam C Mager

(74) *Attorney, Agent, or Firm* — SoCal IP Law Group
LLP; Mark Andrew Goldstein

(57) **CLAIM**

The ornamental design for a truck bumper, as shown and described.

DESCRIPTION

A portion of the disclosure of this patent document contains material to which a claim for copyright is made. The copyright owner has not objected to the facsimile reproduction by anyone of the patent document or the patent disclosure, as it appears in the Patent and Trademark Office patent file or records, but reserves all other copyrights whatsoever. FIG. 1 is a top perspective view of a first version of a truck bumper;

FIG. 2 is a front view thereof;

FIG. 3 is a back view thereof;

FIG. 4 is a right-side view thereof;

FIG. 5 is a left-side view thereof;

FIG. 6 is a top view thereof; and

FIG. 7 is a bottom view thereof.

FIG. 8 is a top perspective view of a second version of a truck bumper;

FIG. 9 is a front view thereof;

FIG. 10 is a back view thereof;

FIG. 11 is a right-side view thereof;

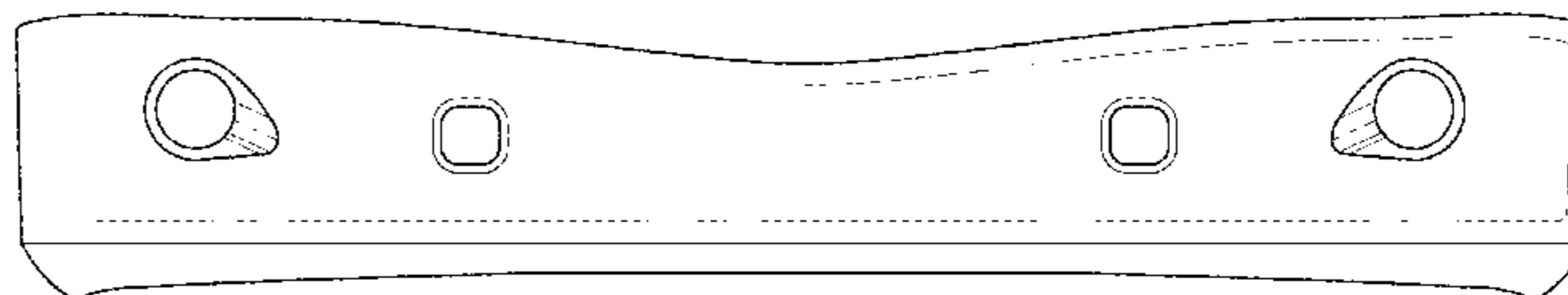
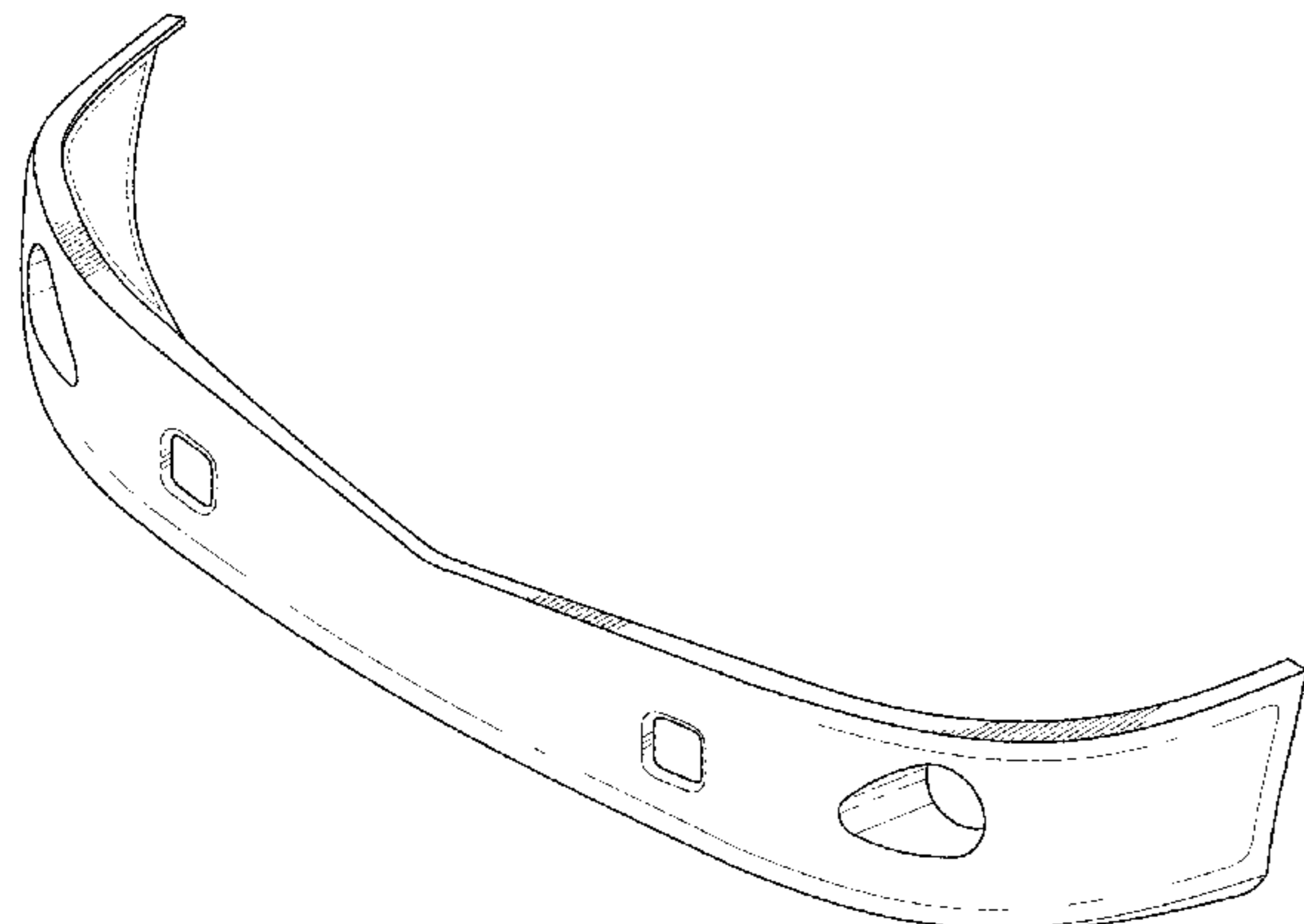
FIG. 12 is a left-side view thereof;

FIG. 13 is a top view thereof; and,

FIG. 14 is a bottom view thereof.

The broken lines shown are for the purpose of illustrating portions of the truck bumper and form no part of the claimed design.

1 Claim, 12 Drawing Sheets



(56)

References Cited

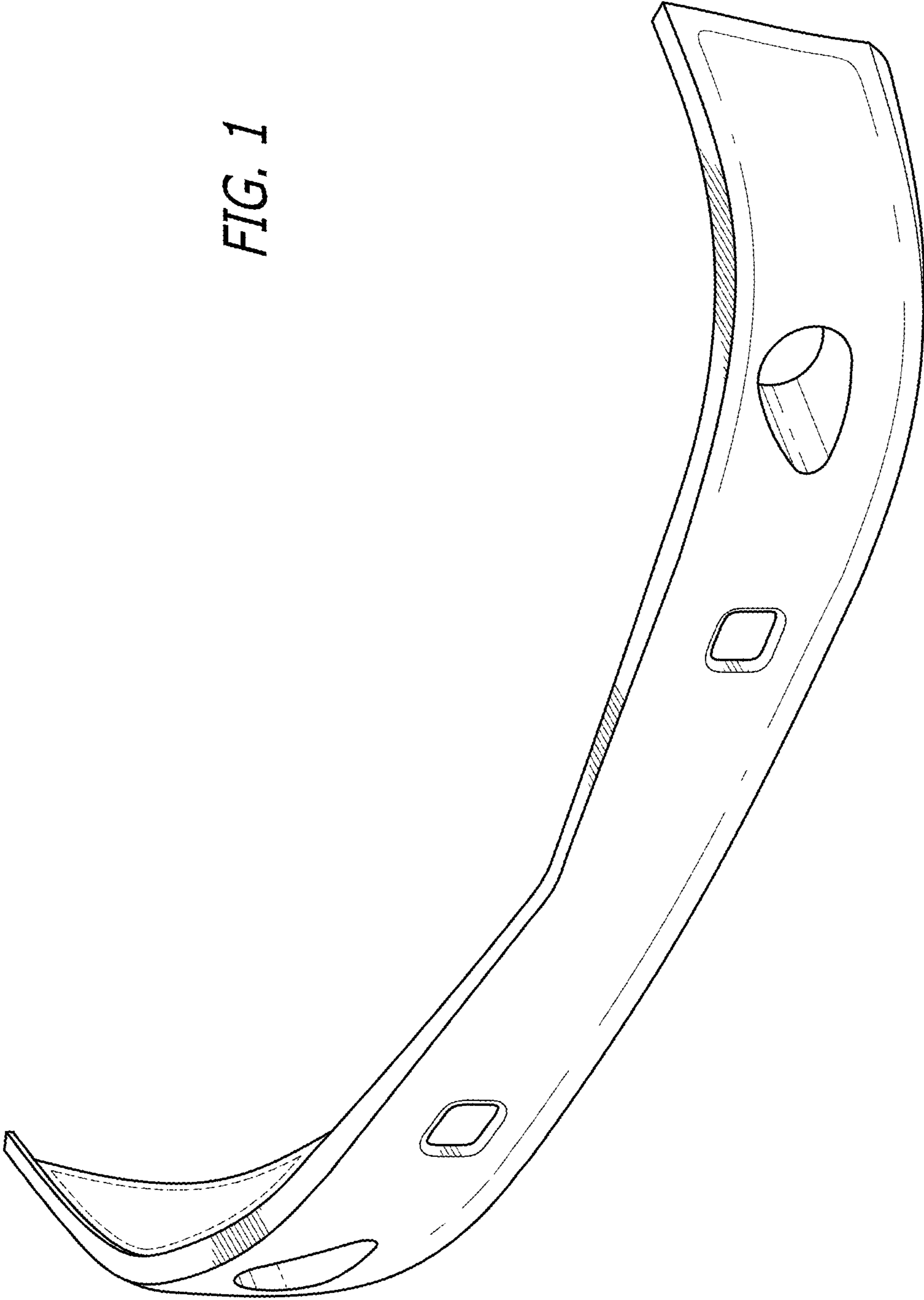
U.S. PATENT DOCUMENTS

D429,669 S * 8/2000 Cook D12/169
 D445,073 S * 7/2001 Tirey D12/169
 D458,565 S * 6/2002 Maher D12/169
 6,419,289 B1 * 7/2002 Batten B60R 16/0215
 293/117
 D462,036 S * 8/2002 Mondragon Sarmiento .. D12/96
 D475,663 S * 6/2003 Chiang D12/169
 D475,664 S * 6/2003 Chiang D12/169
 D476,929 S * 7/2003 Dozier D12/169
 D478,027 S * 8/2003 Chiang D12/169
 D478,028 S * 8/2003 Chiang D12/169
 D481,160 S * 10/2003 Hoyle, Jr. D26/139
 D482,302 S * 11/2003 Dozier D12/169
 D483,707 S * 12/2003 Satou D12/169
 D492,628 S * 7/2004 Bond D12/169
 D497,335 S * 10/2004 Bird D12/169
 D497,577 S * 10/2004 Metros D12/169
 D504,850 S * 5/2005 Gunter D12/169
 D518,424 S * 4/2006 Clark D12/169
 D519,067 S * 4/2006 Steere D12/169
 D530,653 S * 10/2006 Angelo D12/169
 D531,940 S * 11/2006 McCuller D12/169
 D535,225 S * 1/2007 Tsai D12/169
 D540,722 S * 4/2007 Angelo D12/169
 D545,248 S * 6/2007 Angelo D12/169
 D562,197 S * 2/2008 Ellis D12/169
 D563,840 S * 3/2008 Simons D12/169
 D584,664 S * 1/2009 Johnson D12/169
 D584,665 S * 1/2009 Johnson D12/169
 D612,778 S * 3/2010 Beigel D12/169
 D621,752 S * 8/2010 Angelo D12/169
 D627,280 S * 11/2010 Sharma D12/169
 D633,419 S * 3/2011 Peltola D12/169
 D645,799 S * 9/2011 Beigel D12/169
 D646,210 S * 10/2011 Sharma D12/169
 D647,012 S * 10/2011 Beigel D12/169
 D647,013 S * 10/2011 Ito D12/169
 D653,999 S * 2/2012 Peltola D12/169
 D684,508 S * 6/2013 Peltola D12/169
 D686,545 S * 7/2013 Peltola D12/169
 D702,162 S * 4/2014 Heilaneh D12/169

D703,105 S * 4/2014 Riggs D12/96
 D704,107 S * 5/2014 Peltola D12/169
 D709,807 S * 7/2014 Heilaneh D12/169
 D710,268 S * 8/2014 Brzustowicz D12/169
 D721,303 S * 1/2015 Platto D12/169
 D721,621 S * 1/2015 Platto D12/169
 D725,008 S * 3/2015 Peltola D12/169
 D737,181 S * 8/2015 Smith D12/169
 D738,273 S * 9/2015 Hanson D12/173
 D740,730 S * 10/2015 Peltola D12/169
 D766,145 S * 9/2016 Lobson D12/169
 D777,617 S * 1/2017 Platto D12/169
 D778,213 S * 2/2017 Platto D12/169
 D782,375 S * 3/2017 Ito D12/169
 D793,297 S * 8/2017 Smith D12/169
 D793,924 S * 8/2017 Sagawa D12/169
 D798,780 S * 10/2017 Villamizar D12/169
 D805,007 S * 12/2017 Villamizar D12/169
 D805,444 S * 12/2017 Villamizar D12/169
 D805,445 S * 12/2017 Villamizar D12/169
 D805,446 S * 12/2017 Villamizar D12/169
 D805,447 S * 12/2017 Villamizar D12/169
 D805,969 S * 12/2017 Villamizar D12/169
 D805,970 S * 12/2017 Villamizar D12/169
 D809,439 S * 2/2018 Ito D12/169
 D810,633 S * 2/2018 Villamizar D12/169
 D810,634 S * 2/2018 Villamizar D12/169
 D810,635 S * 2/2018 Villamizar D12/169
 D810,636 S * 2/2018 Villamizar D12/169
 D817,825 S * 5/2018 Anderson D12/169
 D818,404 S * 5/2018 Waterhouse D12/169
 D818,898 S * 5/2018 Anderson D12/169
 D818,899 S * 5/2018 Waterhouse D12/169
 D818,900 S * 5/2018 Waterhouse D12/169
 D818,902 S * 5/2018 Anderson D12/169
 D833,341 S * 11/2018 Anderson D12/169
 D873,732 S * 1/2020 Gillam D12/169
 D927,372 S * 8/2021 Phan D12/169
 2010/0181786 A1 * 7/2010 Tejler B60D 1/07
 293/130
 2014/0265435 A1 * 9/2014 Smith B62D 35/001
 296/180.2

* cited by examiner

FIG. 1



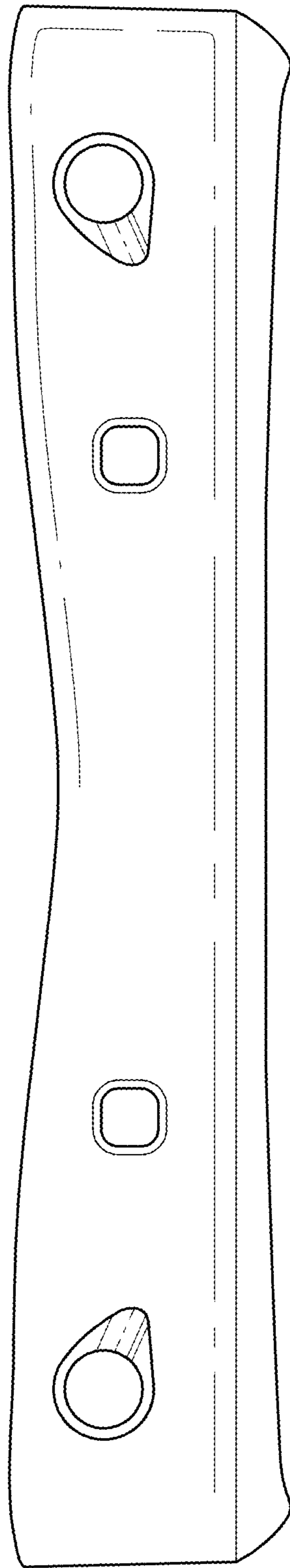


FIG. 2

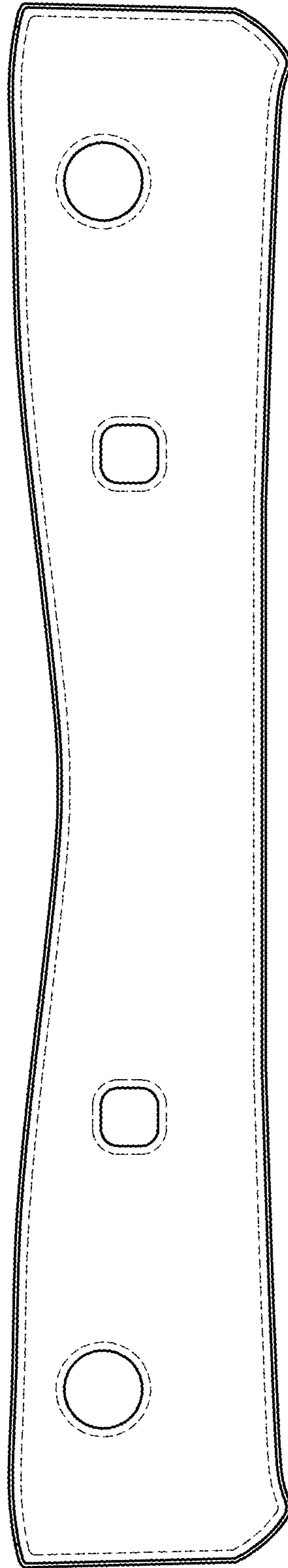


FIG. 3

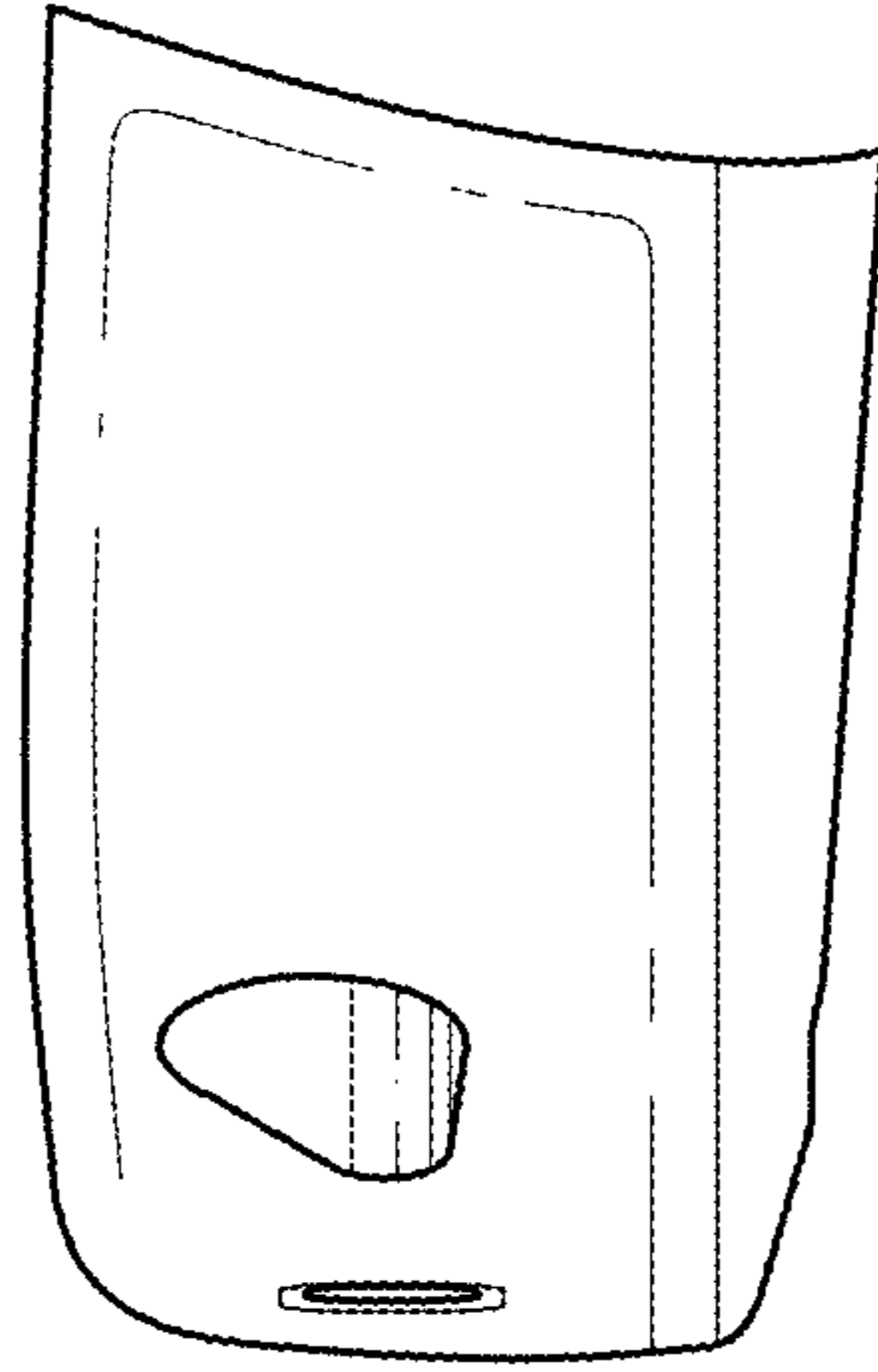


FIG. 5

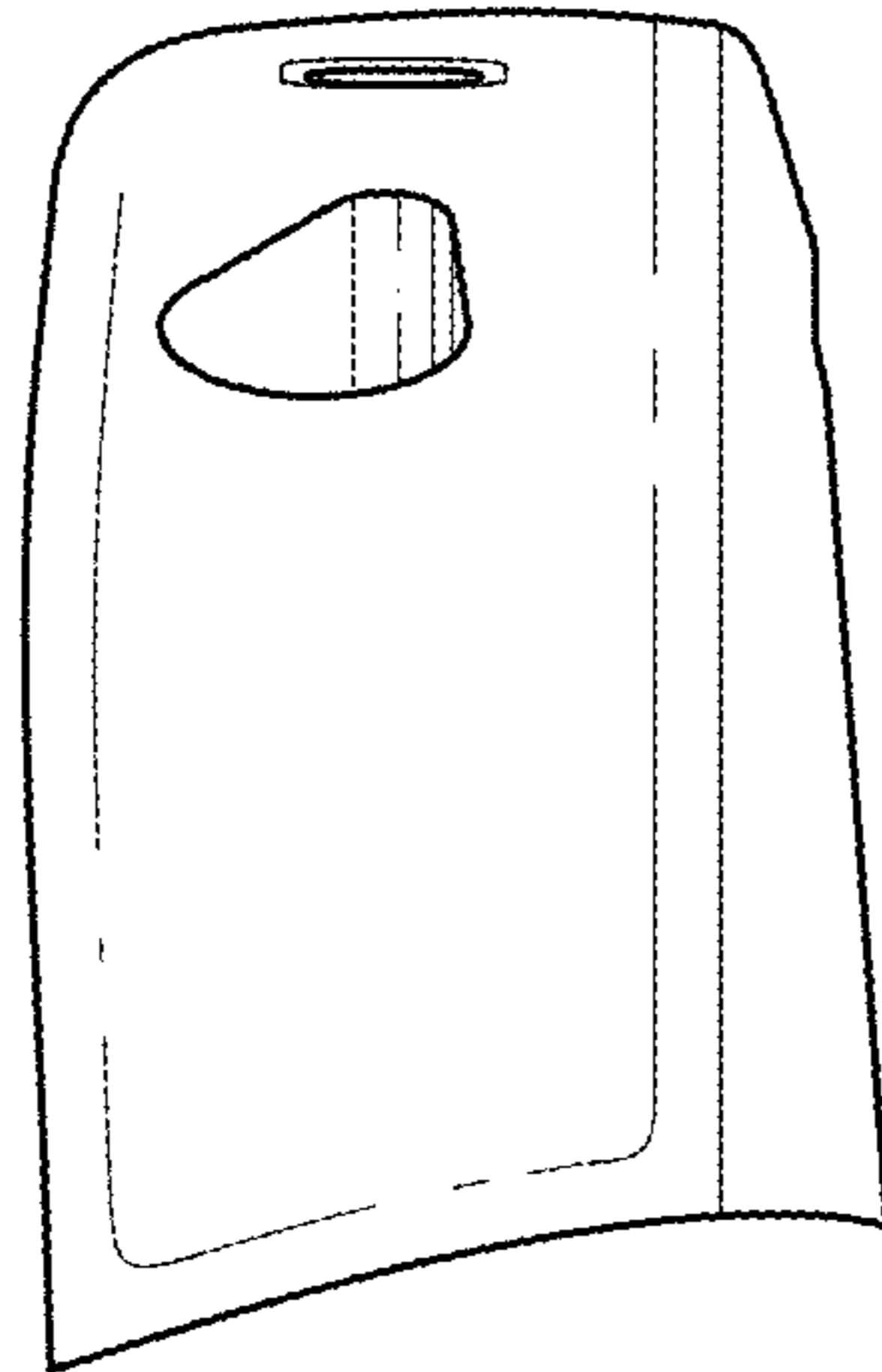


FIG. 4

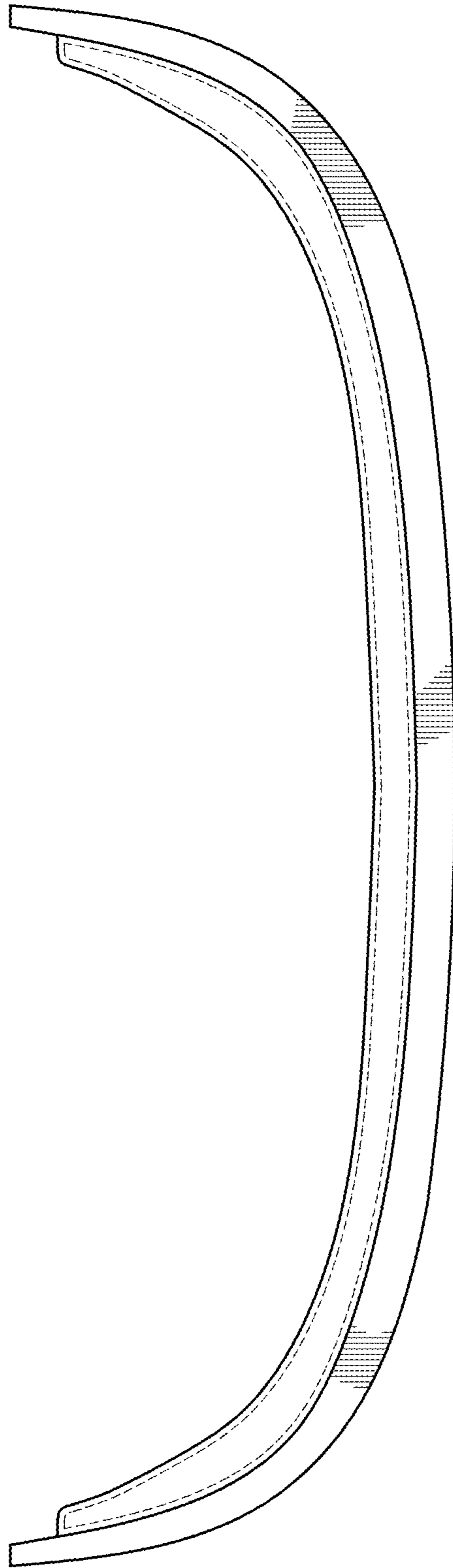


FIG. 6

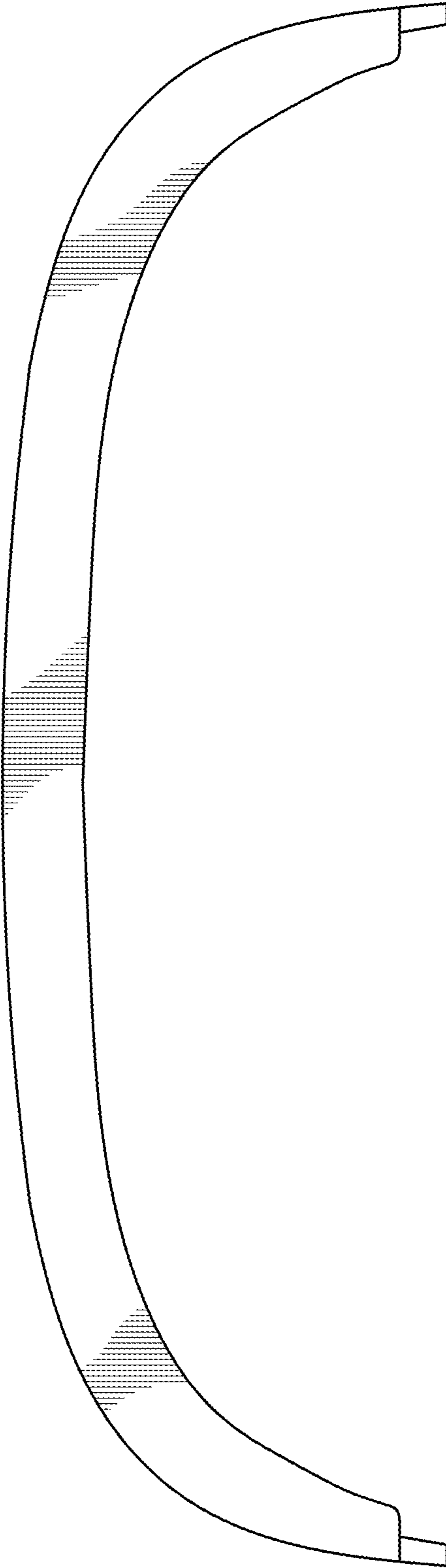
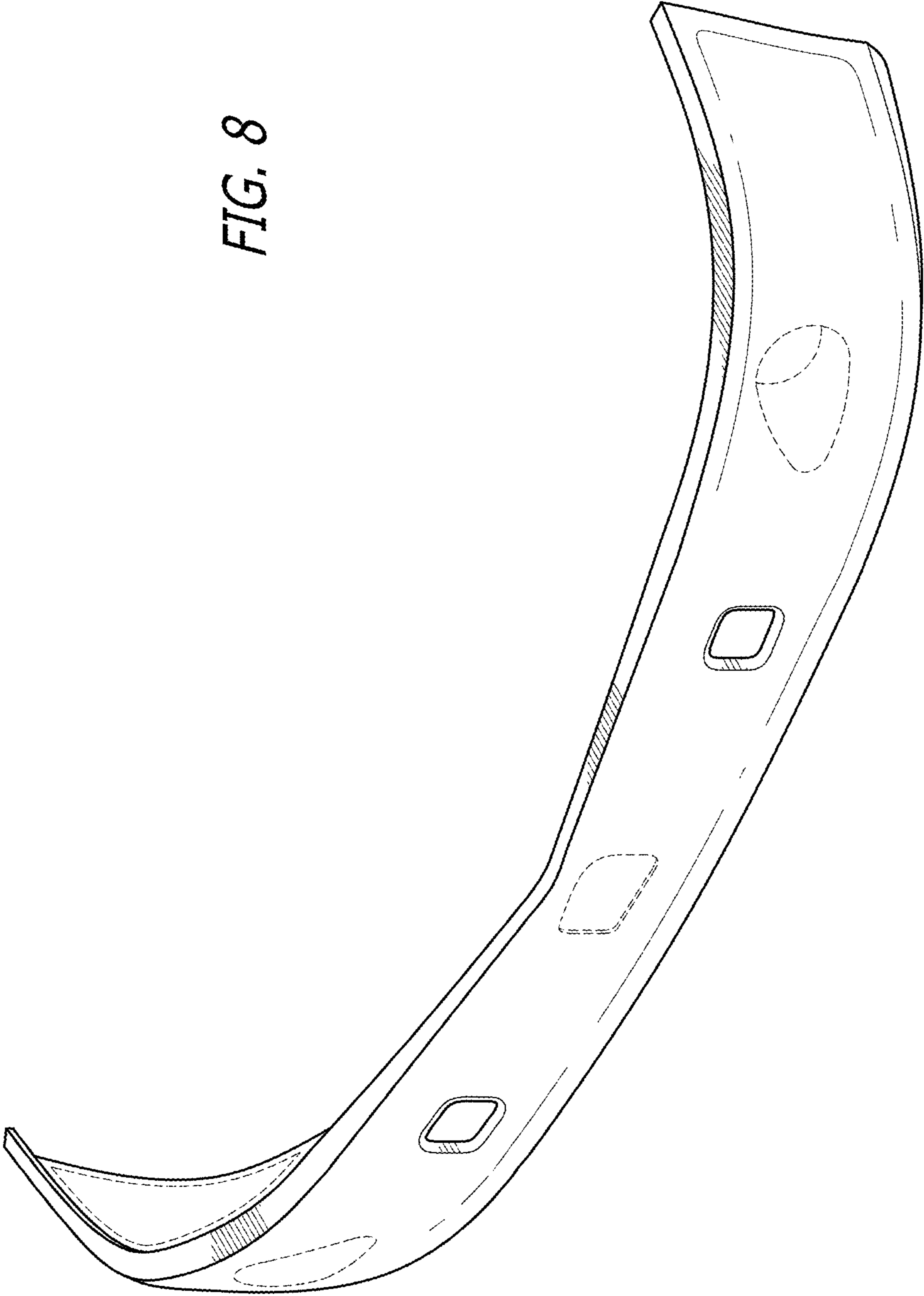


FIG. 7

FIG. 8



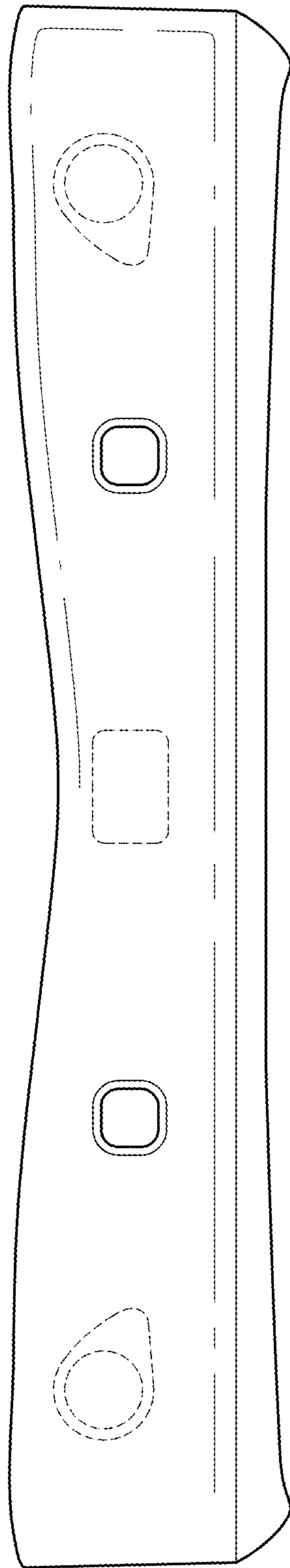


FIG. 9

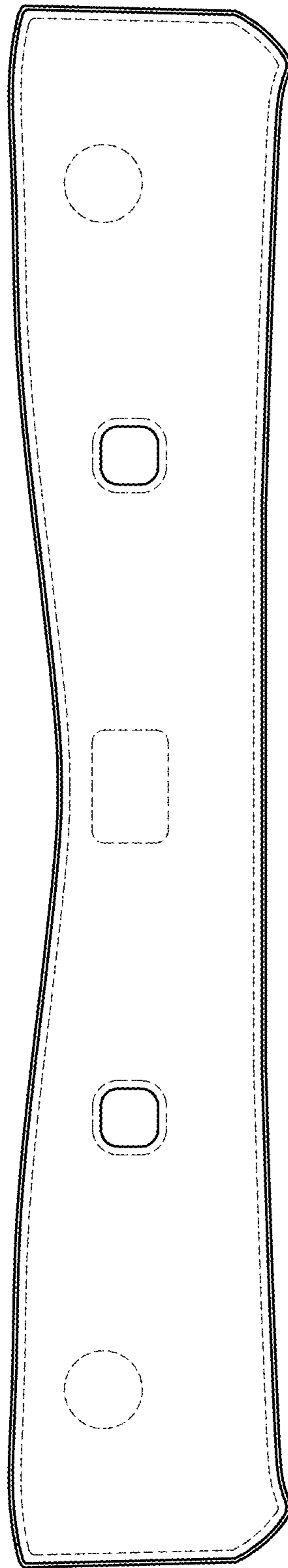


FIG. 10

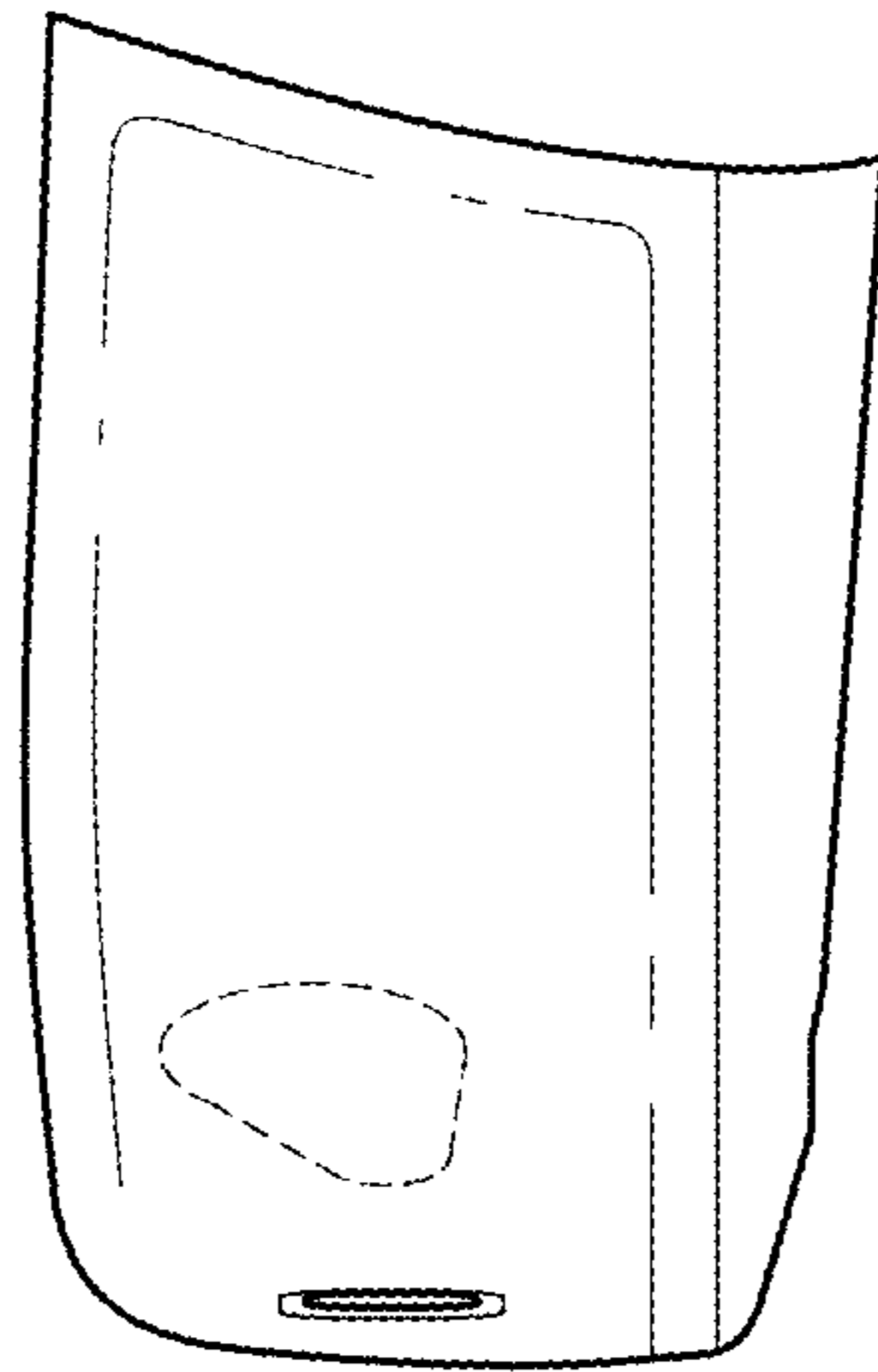


FIG. 12

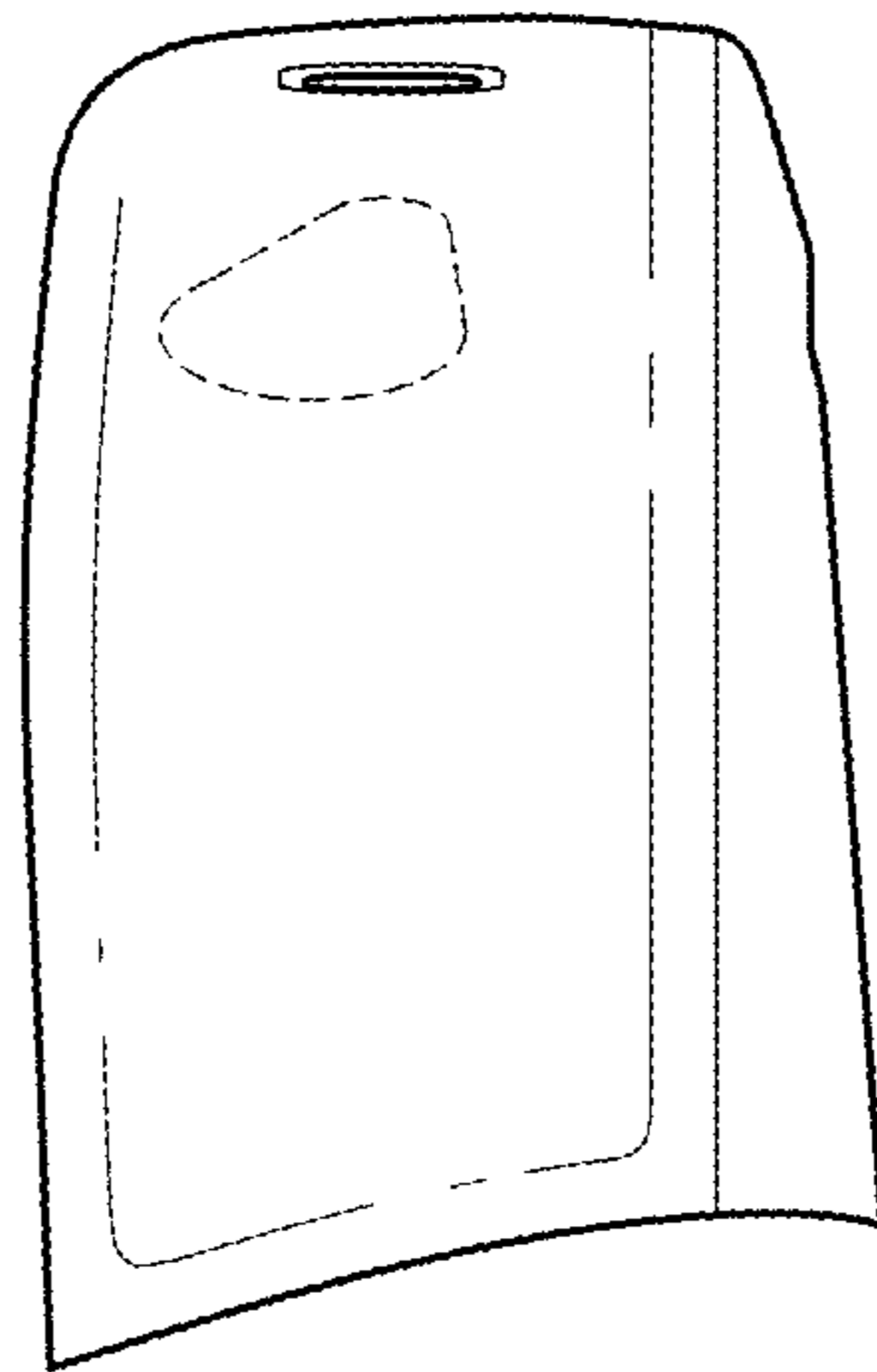


FIG. 11

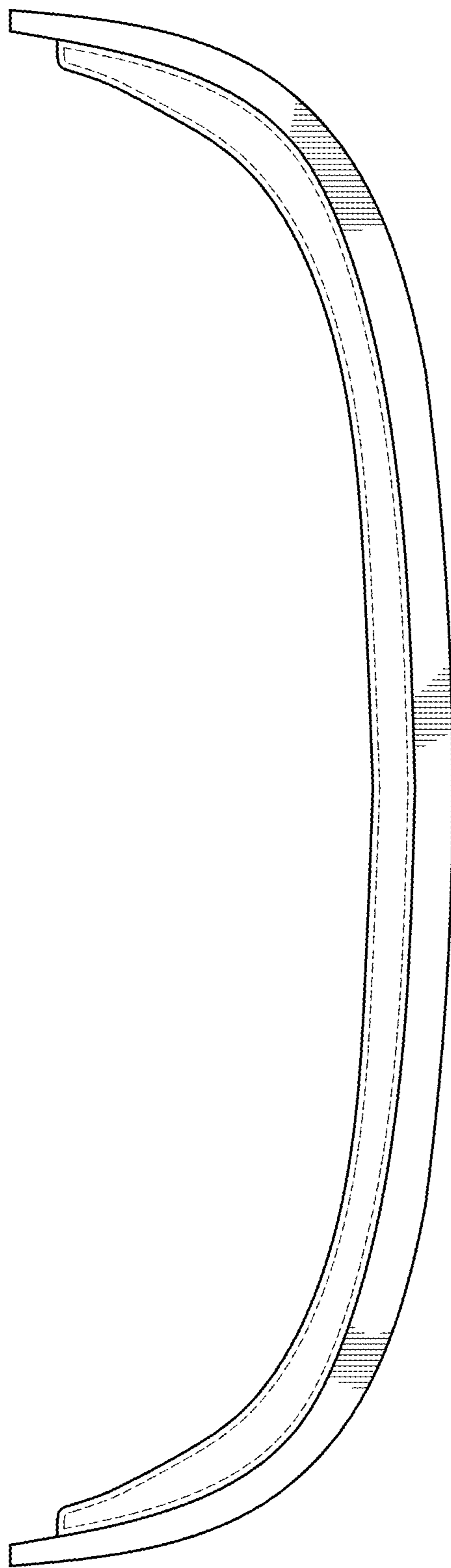


FIG. 13

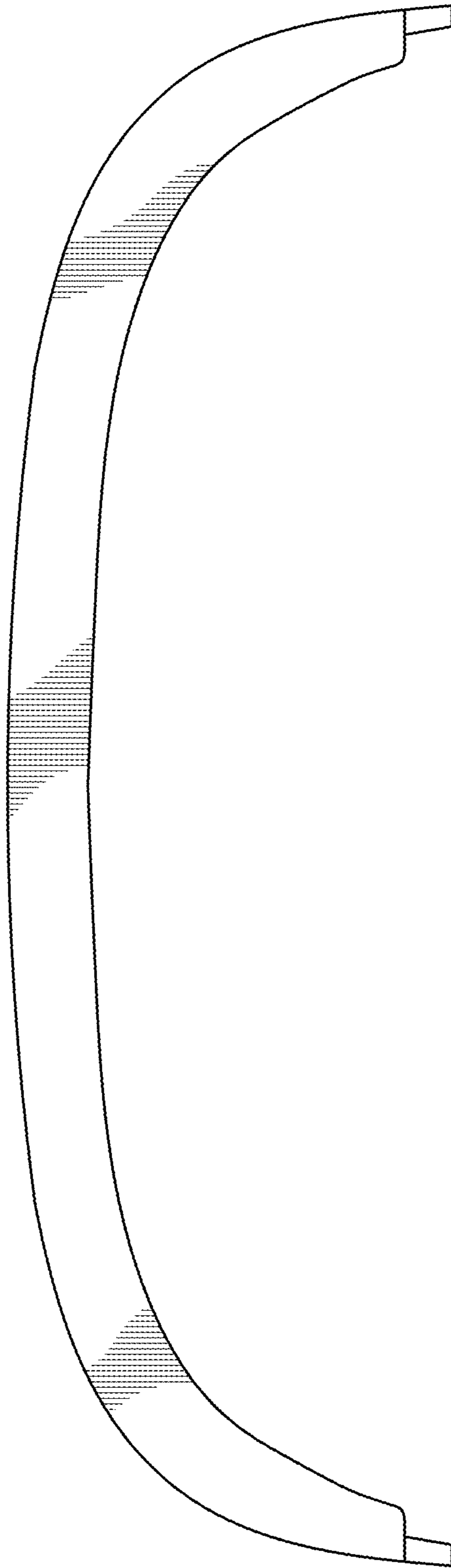


FIG. 14