



US00D940608S

(12) **United States Design Patent**  
**Verbrugge**

(10) **Patent No.:** **US D940,608 S**

(45) **Date of Patent:** **\*\* Jan. 11, 2022**

(54) **FRONT END OF A MOTOR VEHICLE**

(71) Applicant: **Dr. Ing. h.c. F. Porsche**  
**Aktiengesellschaft, Stuttgart (DE)**

(72) Inventor: **Cyril Verbrugge, Althengstett (DE)**

(73) Assignee: **Dr. Ing. h.c. F. Porsche**  
**Aktiengesellschaft**

(\*\*) Term: **15 Years**

(21) Appl. No.: **29/727,780**

(22) Filed: **Mar. 13, 2020**

(30) **Foreign Application Priority Data**

Sep. 19, 2019 (DE) ..... 40 2019 101 043.2

(51) **LOC (13) Cl.** ..... **12-16**

(52) **U.S. Cl.**  
USPC ..... **D12/164**

(58) **Field of Classification Search**  
USPC .... D12/86, 90-92, 164; D21/424, 433, 434,  
D21/533; 296/181.1-181.5  
CPC ..... B62D 25/00; B62D 25/06; B62D 33/00;  
B62D 35/00  
See application file for complete search history.

(56) **References Cited**

**U.S. PATENT DOCUMENTS**

D673,484 S 1/2013 Robinson  
D731,927 S 6/2015 Robinson  
D769,154 S 10/2016 Varga

D805,963 S 12/2017 Varga  
D861,539 S \* 10/2019 Schmolz ..... D12/92  
D870,596 S \* 12/2019 Yamashita ..... D12/92  
D880,359 S \* 4/2020 Baum ..... D12/92  
D881,075 S \* 4/2020 Larson ..... D12/92  
D883,145 S \* 5/2020 Baum ..... D12/92  
D883,146 S \* 5/2020 Baum ..... D12/92  
D885,258 S \* 5/2020 Larson ..... D12/92  
D897,902 S \* 10/2020 Scholz ..... D12/92  
D897,903 S \* 10/2020 Scholz ..... D12/92  
D897,904 S \* 10/2020 Stopka ..... D12/92  
D913,854 S \* 3/2021 Lenglin ..... D12/92  
D930,520 S \* 9/2021 Larson ..... D12/164

\* cited by examiner

*Primary Examiner* — Melody N Brown

(74) *Attorney, Agent, or Firm* — RatnerPrestia

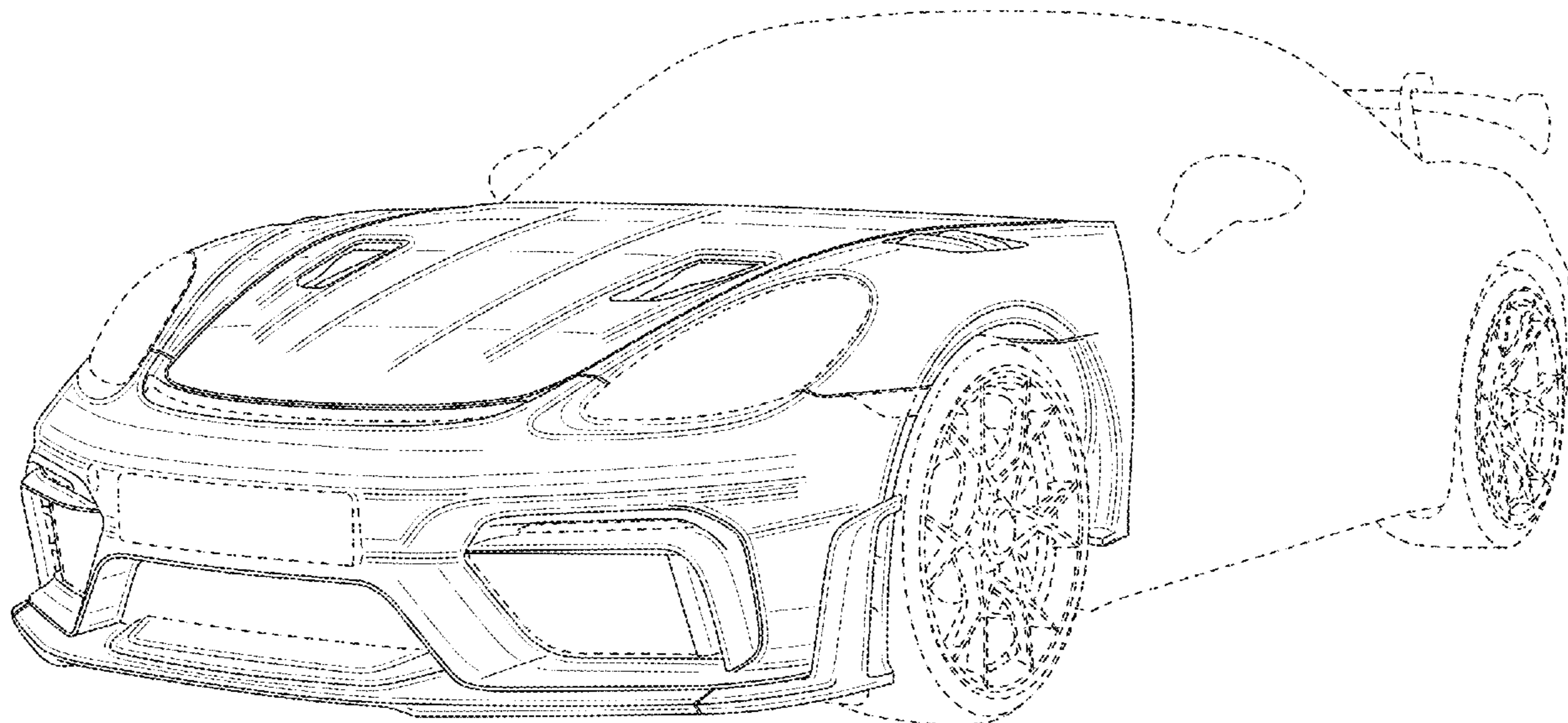
(57) **CLAIM**

The ornamental design for a front end of a motor vehicle, as shown and described.

**DESCRIPTION**

FIG. 1 is a front perspective view of a front end of a motor vehicle;  
FIG. 2 is a rear perspective view thereof;  
FIG. 3 is a front elevation view thereof;  
FIG. 4 is an elevation view thereof taken from the left side, the right side being a substantial mirror image thereof; and  
FIG. 5 is a top plan view thereof; and,  
FIG. 6 is a bottom plan view thereof.  
The broken line showing of the front end of a motor vehicle is for the purpose of illustrating portions of the front end of a motor vehicle and forms no part of the claimed design.

**1 Claim, 6 Drawing Sheets**



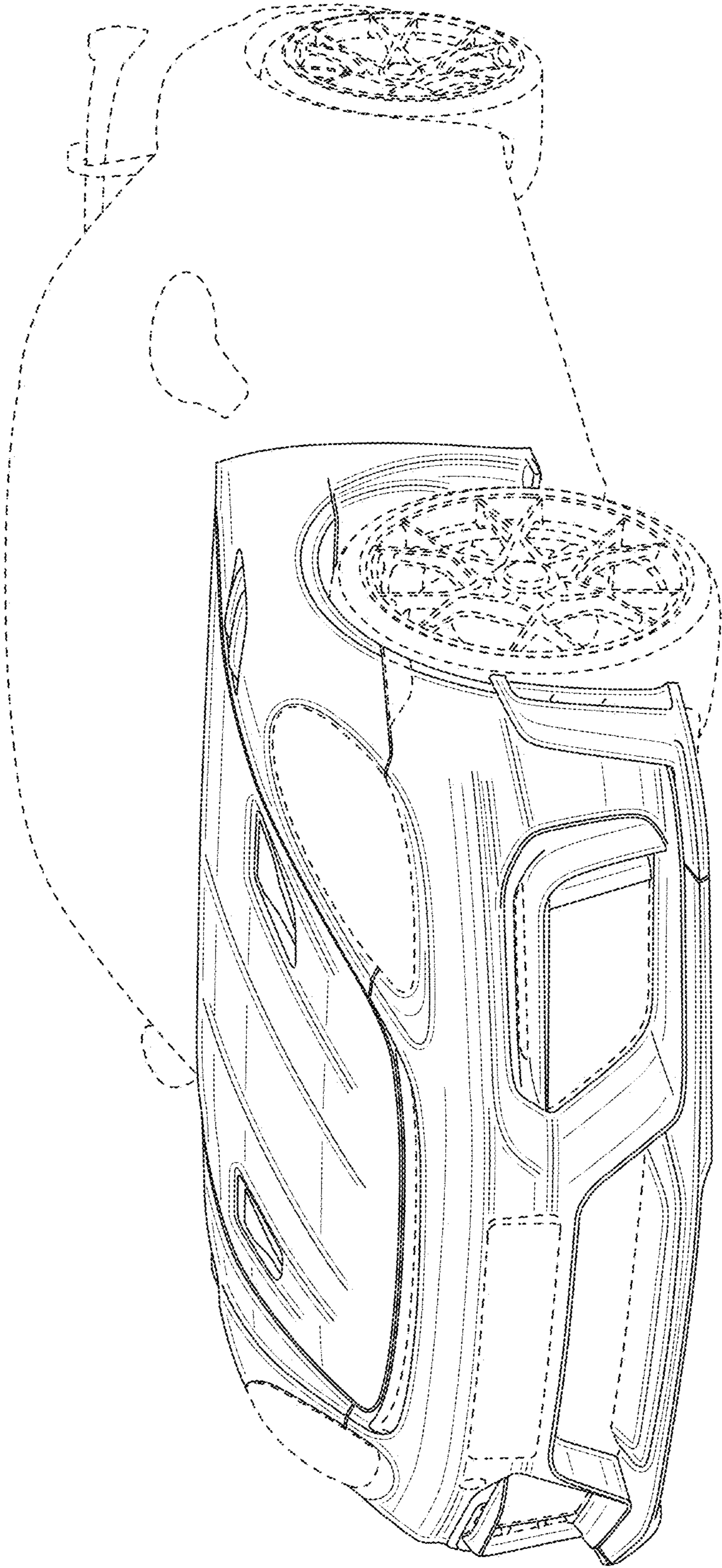


FIG. 1

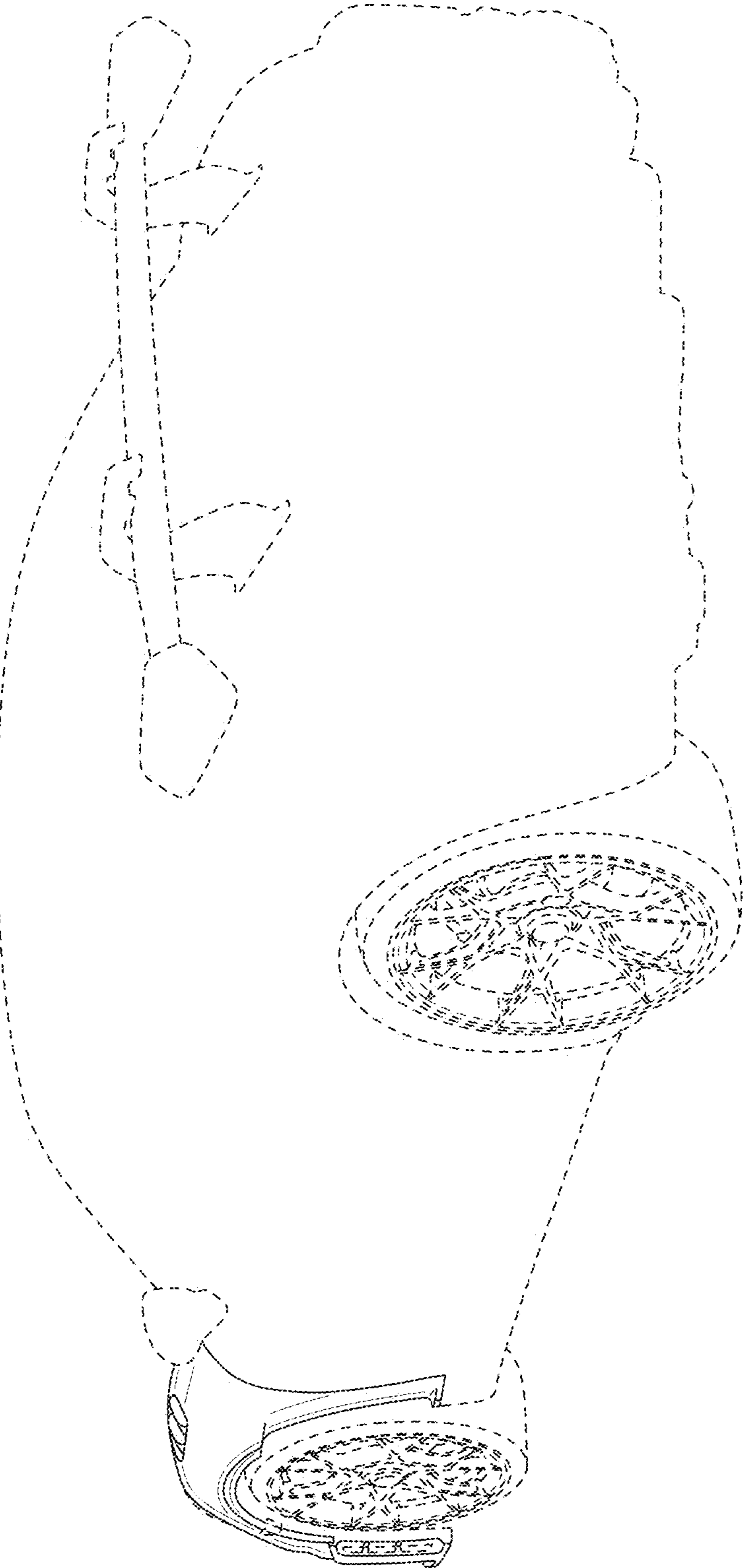


FIG. 2

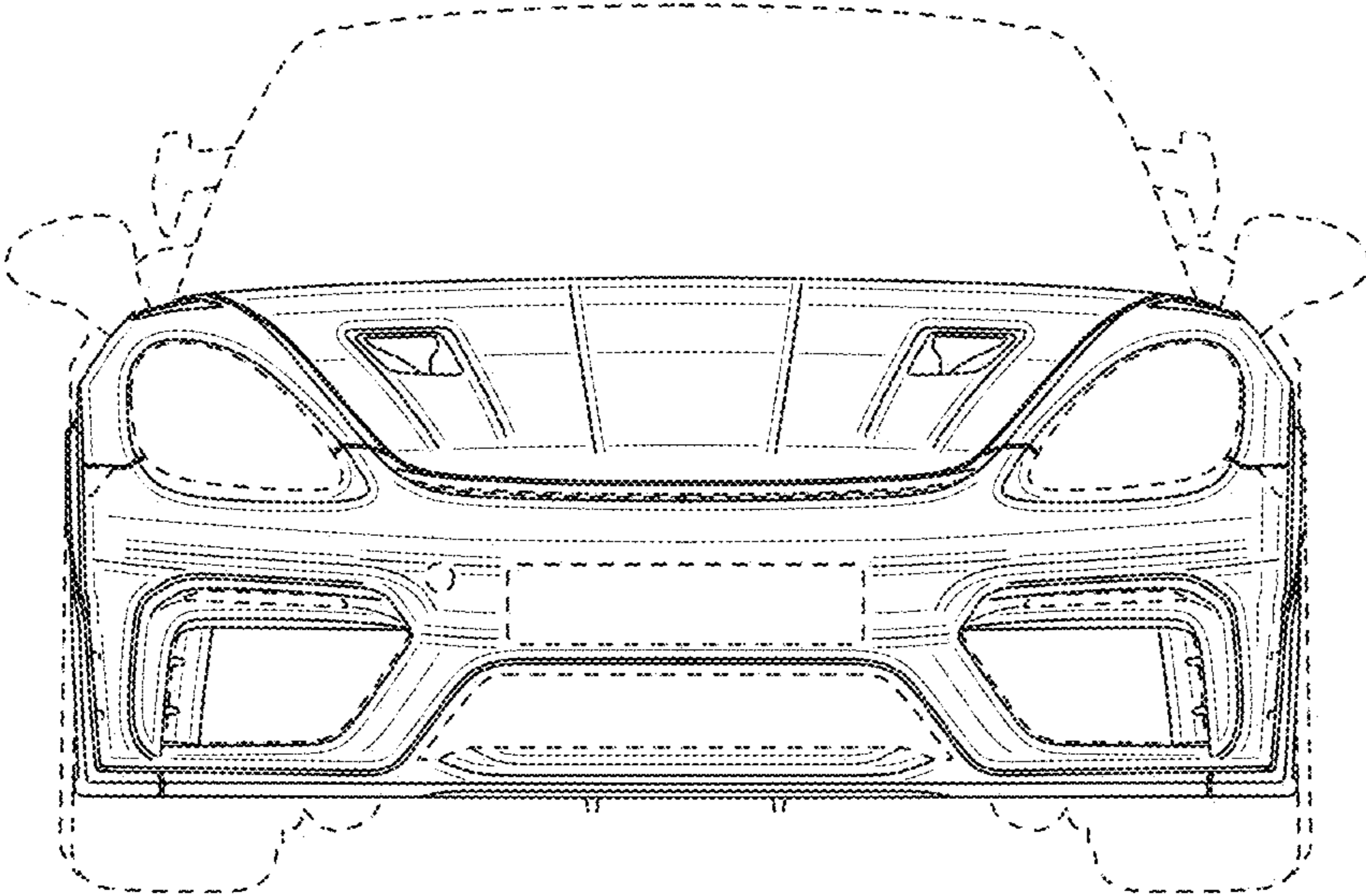


FIG. 3

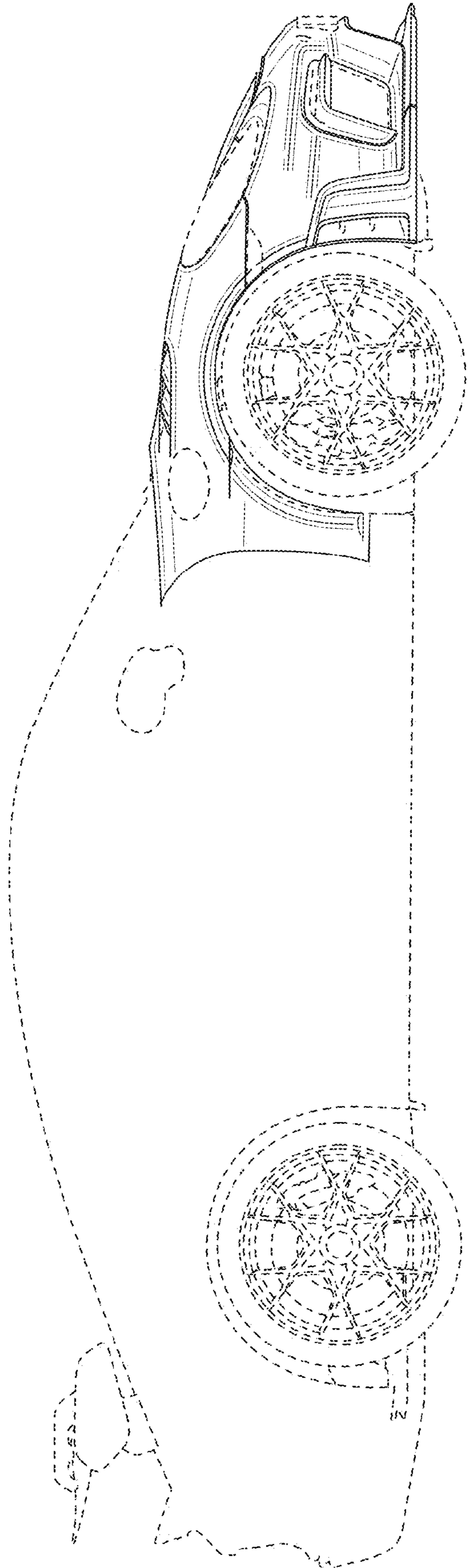


FIG. 4




FIG. 5

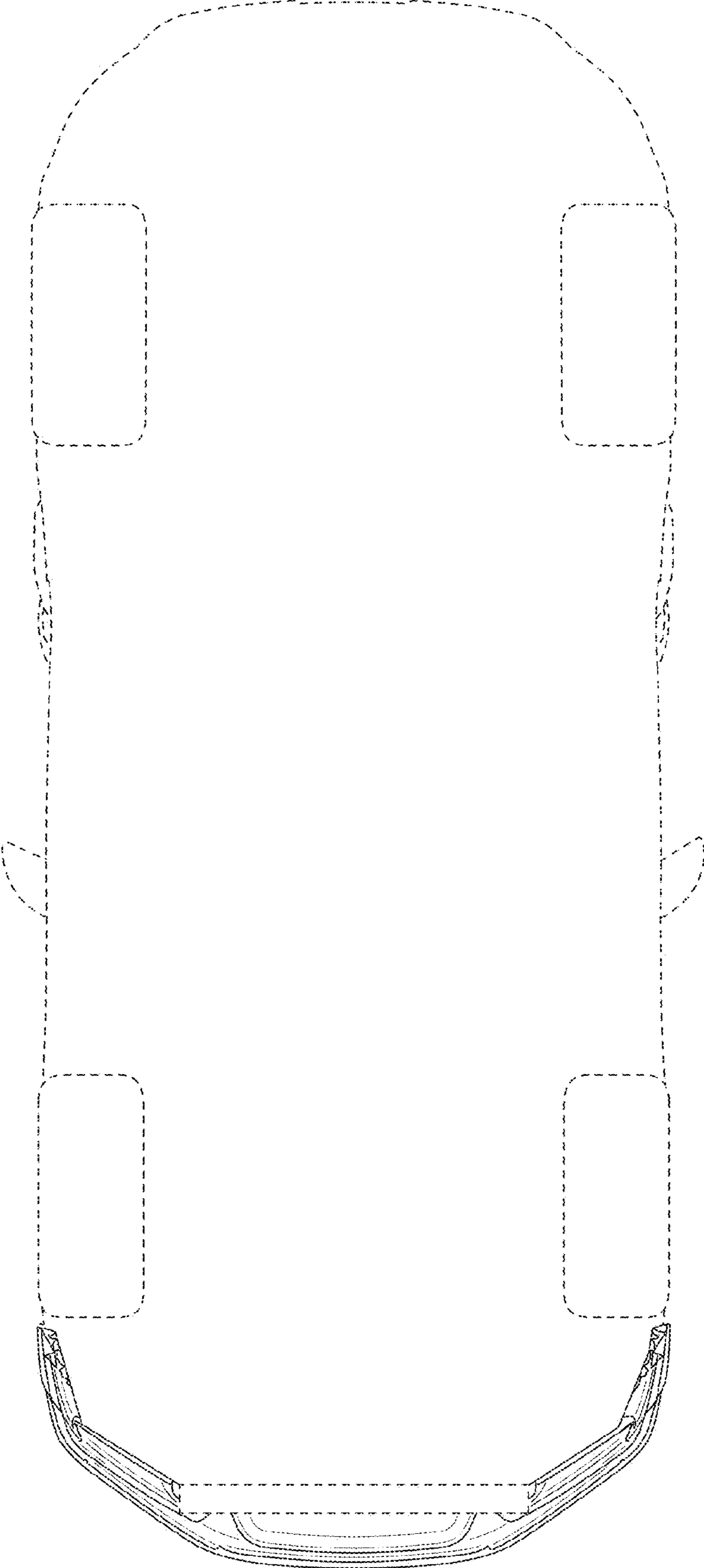


FIG. 6