

US00D940604S

(12) **United States Design Patent**
Shao

(10) **Patent No.:** **US D940,604 S**
(45) **Date of Patent:** **** Jan. 11, 2022**

(54) **CAR GRILLE**
(71) Applicant: **Jiangsu Wei Sheng Automotive Technology Co., Ltd., Changzhou (CN)**
(72) Inventor: **Liang Shao, Changzhou (CN)**
(73) Assignee: **JIANGSU WEI SHENG AUTOMOTIVE TECHNOLOGY CO., LTD., Changzhou (CN)**

D840,881 S * 2/2019 Zhang D12/163
D842,172 S * 3/2019 Chi D12/163
D871,979 S * 1/2020 Zheng D12/163
D886,691 S * 6/2020 Zhang D12/163
D891,314 S * 7/2020 Shao D12/163
D891,316 S * 7/2020 Shao D12/163
D892,001 S * 8/2020 Shao D12/163
D896,710 S * 9/2020 Li D12/163
D898,631 S * 10/2020 Shao D12/163

(**) Term: **15 Years**
(21) Appl. No.: **29/720,409**
(22) Filed: **Jan. 13, 2020**

(30) **Foreign Application Priority Data**

Oct. 12, 2019 (CN) 201930556452.1

(51) **LOC (13) Cl.** **12-16**

(52) **U.S. Cl.**
USPC **D12/163**

(58) **Field of Classification Search**
USPC D12/96, 163, 167, 169, 171, 172, 181, D12/190, 196, 82, 85, 86, 87, 88, 89, 90, D12/91, 92, 93, 164, 165, 166, 170, 173, D12/184, 185, 187, 216; D21/561, 533, D21/548, 552
CPC ... B60R 19/00; B60R 19/52; B60R 2019/525; B60R 2019/527; B60R 19/02; B60R 19/04; B60R 19/18; B60R 19/24; B60R 19/26; B60R 19/56; B60K 11/08; B60K 11/085; B62D 25/08

See application file for complete search history.

(56) **References Cited**

U.S. PATENT DOCUMENTS

D800,226 S * 10/2017 Zeng D21/433
D815,571 S * 4/2018 Zhang D12/163

OTHER PUBLICATIONS

Hawke Grille, Published on or before Dec. 3, 2020 [online], [retrieved on Oct. 20, 2019], Retrieved from the Internet: <https://www.amazon.com/AMERICAN-MODIFIED-2007-2018-Wrangler-Rubicon/dp/B07ZCG4P5Q> (Year: 2019).*

* cited by examiner

Primary Examiner — Cary M Robinson

Assistant Examiner — Adam C Mager

(74) *Attorney, Agent, or Firm* — Getech Law LLC; Jun Ye

(57) **CLAIM**

The ornamental design for a car grille, as shown and described.

DESCRIPTION

FIG. 1 is a front view of the car grille in accordance with the present design;

FIG. 2 is a back view thereof;

FIG. 3 is a left view thereof;

FIG. 4 is a right view thereof;

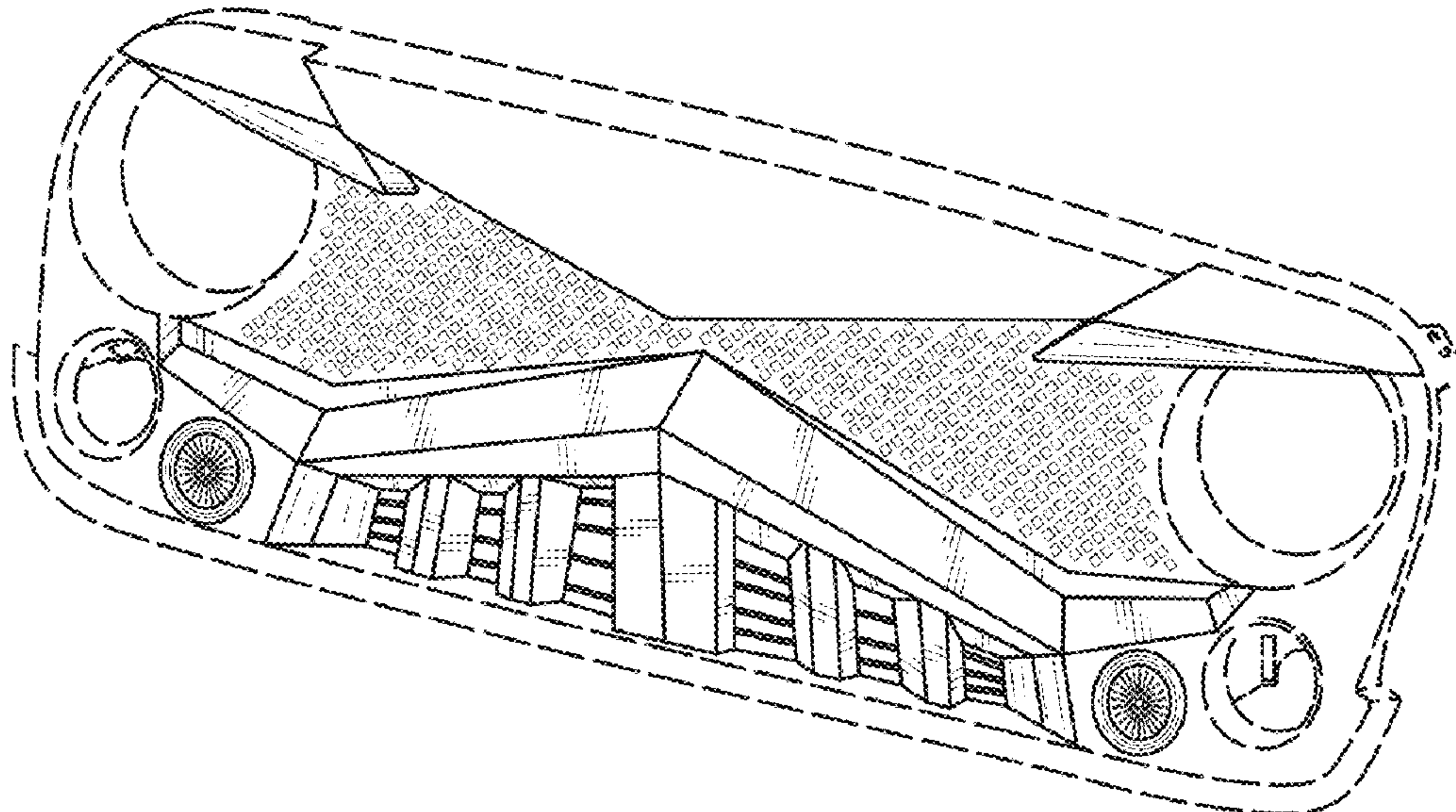
FIG. 5 is a top view thereof;

FIG. 6 is a bottom view thereof; and,

FIG. 7 is a perspective view thereof.

The features shown in broken lines in the various Figures are for illustrating environmental structure and form no part of the claimed design.

1 Claim, 7 Drawing Sheets



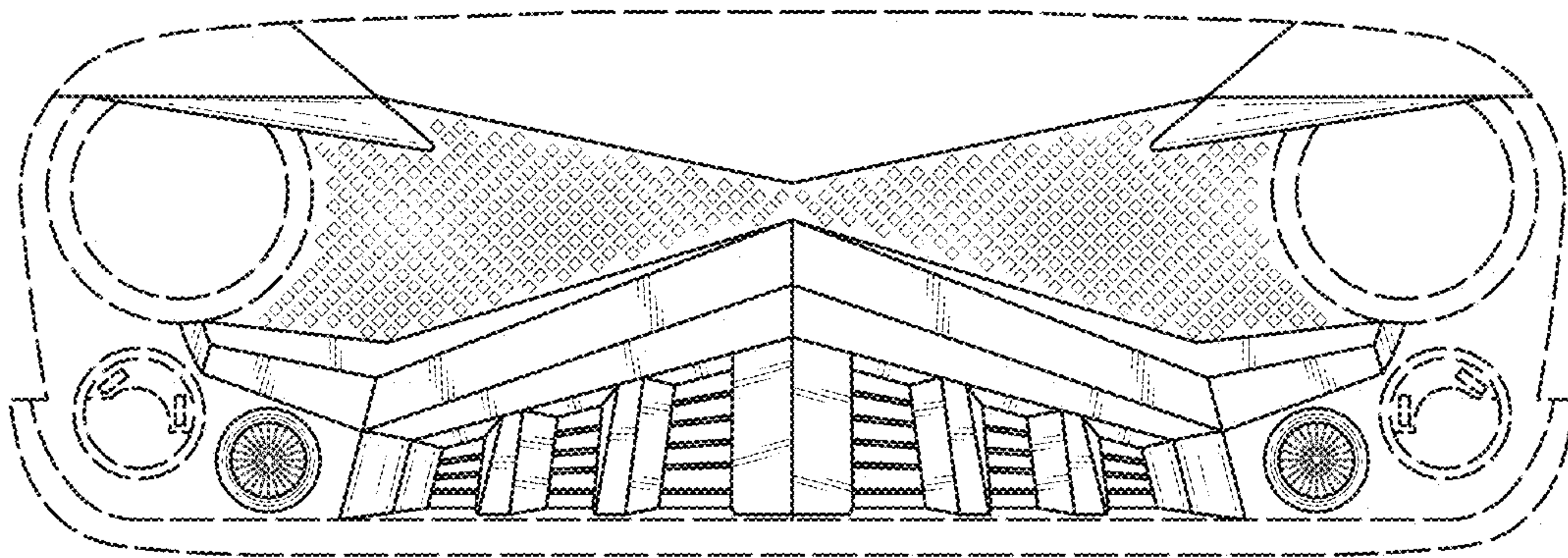


FIG. 1

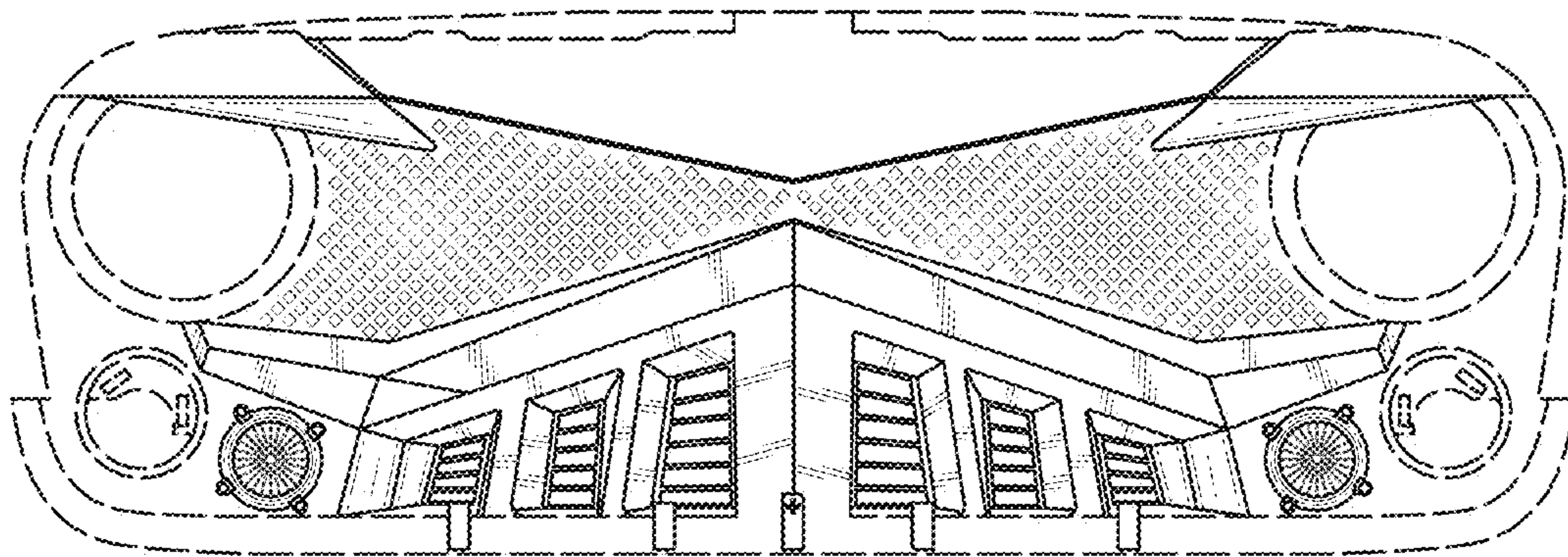


FIG. 2

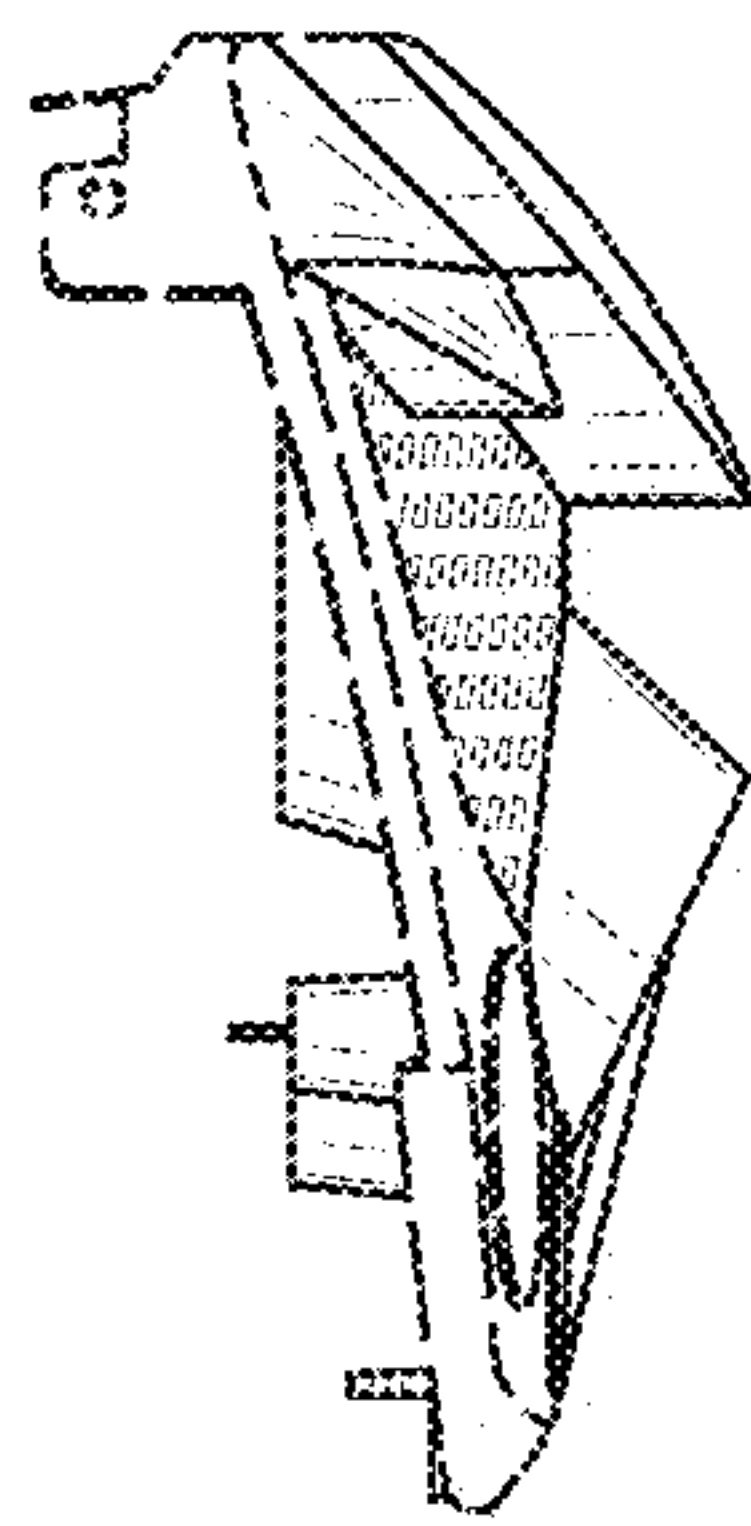


FIG. 3

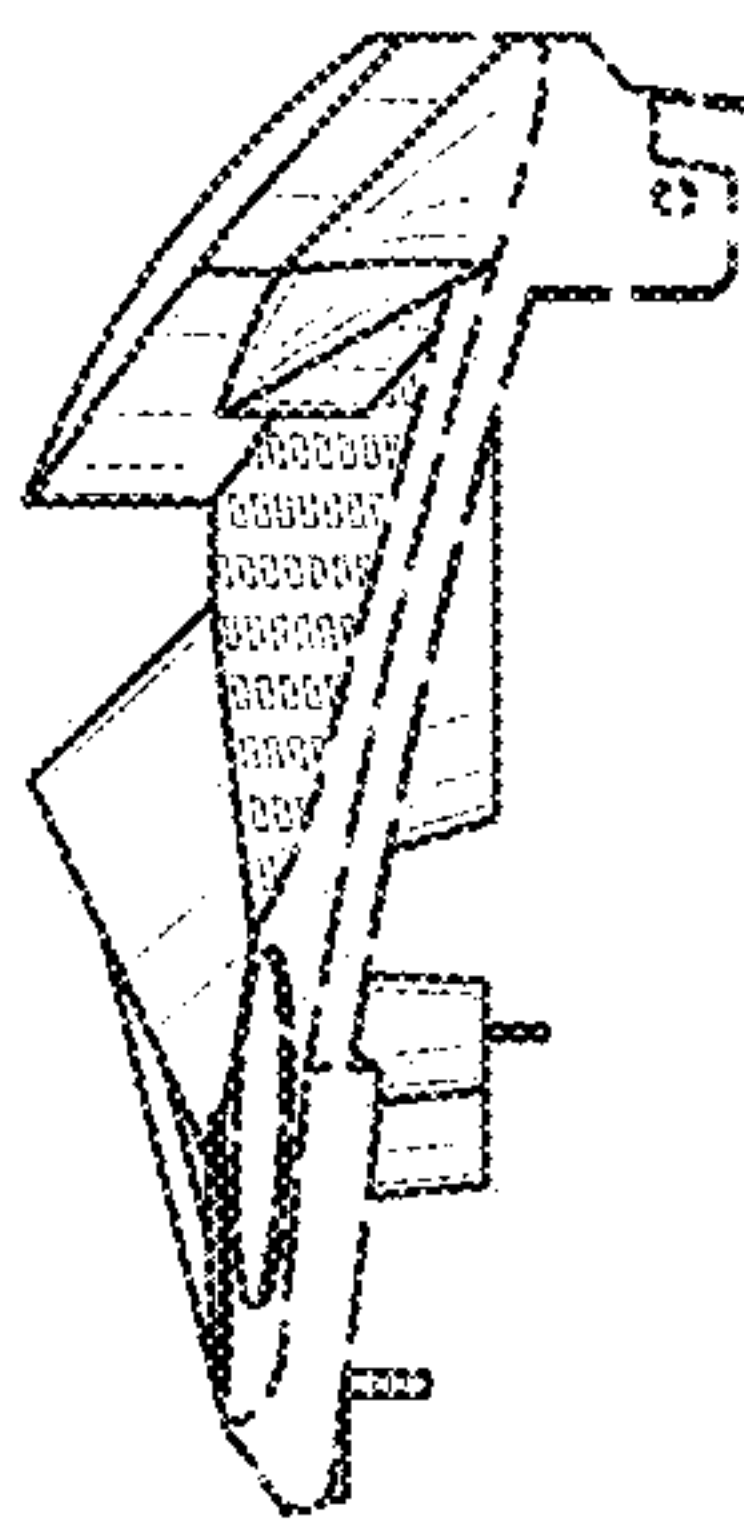


FIG. 4




FIG. 5

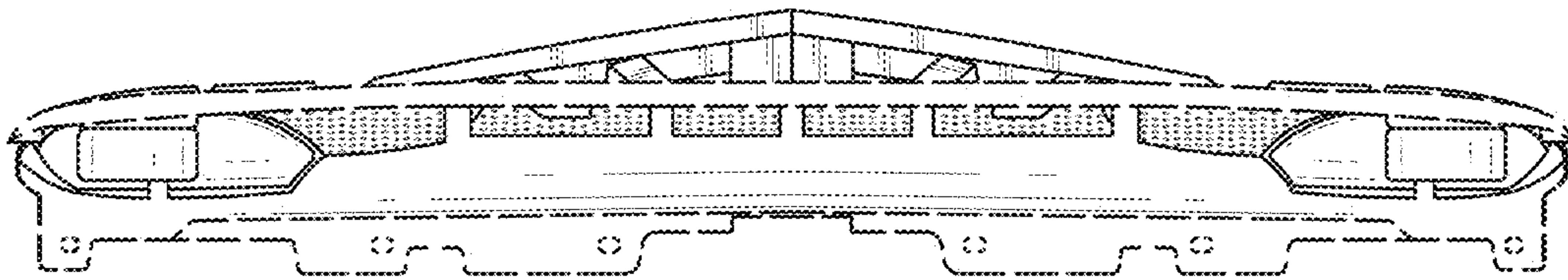


FIG. 6

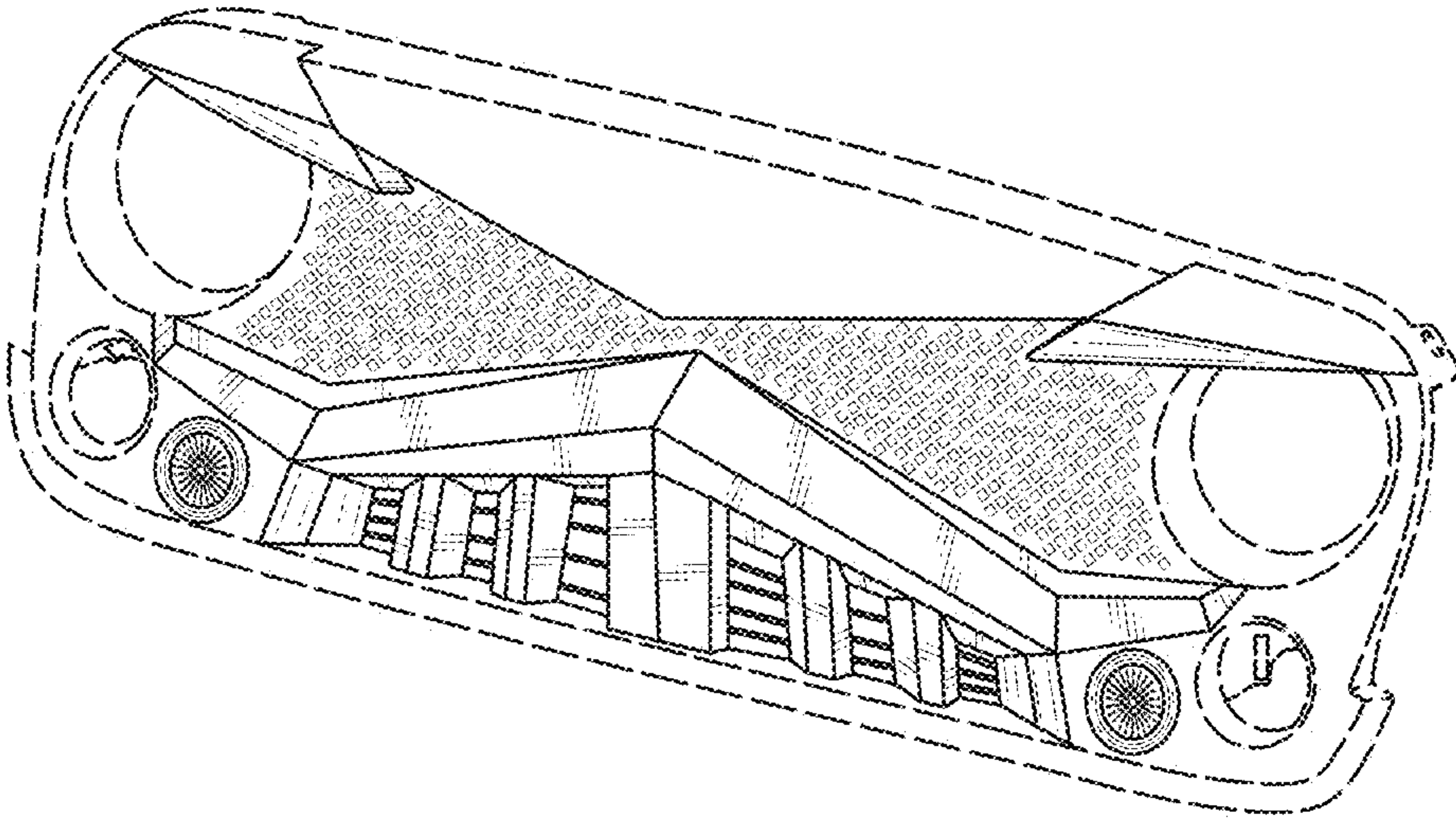


FIG. 7