



US00D940597S

(12) **United States Design Patent** (10) **Patent No.:** **US D940,597 S**  
**Betancourt et al.** (45) **Date of Patent:** **\*\* Jan. 11, 2022**

(54) **MOTOR VEHICLE, TOY REPLICA, AND/OR OTHER REPLICAS**

(56) **References Cited**

**U.S. PATENT DOCUMENTS**

- (71) Applicant: **Ford Global Technologies, LLC**, Dearborn, MI (US)
- (72) Inventors: **Melvin Betancourt**, Shelby Township, MI (US); **Eric Stoddard**, Birmingham, MI (US); **Daniel J. Kangas**, Dearborn Heights, MI (US); **Darrell P. Behmer**, Novi, MI (US); **Craig S. Metros**, Bloomfield, MI (US); **Christopher Svensson**, Bloomfield, MI (US)
- (73) Assignee: **Ford Global Technologies, LLC**, Dearborn, MI (US)
- (\*\*) Term: **15 Years**
- (21) Appl. No.: **29/765,046**
- (22) Filed: **Jan. 5, 2021**

D500,710 S *	1/2005	Saito .....	D12/92
D525,174 S *	7/2006	Minowa .....	D12/92
D528,943 S *	9/2006	Otsubo .....	D12/90
D531,548 S *	11/2006	Hagino .....	D12/92
D537,383 S *	2/2007	Kato .....	D12/91
D564,414 S *	3/2008	Okue .....	D12/92
D599,706 S *	9/2009	Tanaka .....	D12/92
D603,297 S *	11/2009	Takahashi .....	D12/92
D630,555 S *	1/2011	Koshino .....	D12/92
D649,911 S *	12/2011	Okumoto .....	D12/92
D686,531 S *	7/2013	Lamm .....	D12/91
D714,189 S *	9/2014	Campbell .....	D12/91
D718,661 S *	12/2014	Tabata .....	D12/91
D727,211 S *	4/2015	Rupar .....	D12/91
D736,119 S *	8/2015	Kaoud .....	D12/91
D741,752 S *	10/2015	Messale .....	D12/91
D762,527 S *	8/2016	Willing .....	D12/92
D816,552 S *	5/2018	Bucher .....	D12/91
D823,166 S *	7/2018	Gueler .....	D12/91
D832,142 S *	10/2018	Gueler .....	D12/91
D832,143 S *	10/2018	Gueler .....	D12/91

(Continued)

*Primary Examiner* — Melody N Brown

(57) **CLAIM**

The ornamental design for a motor vehicle, toy replica, and/or other replicas, as shown and described.


**DESCRIPTION**

FIG. 1 is a front elevational view of a motor vehicle, toy replica, and/or other replicas, showing our new design; FIG. 2 is a rear elevational view thereof; FIG. 3 is a left side elevational view thereof; FIG. 4 is a right side elevational thereof; FIG. 5 is a top plan view thereof; FIG. 6 is a top, front, and left side perspective view thereof; and, FIG. 7 is a top, rear and left side perspective view thereof.

**1 Claim, 7 Drawing Sheets**

**Related U.S. Application Data**

- (62) Division of application No. 29/716,516, filed on Dec. 10, 2019, now Pat. No. Des. 906,887, which is a division of application No. 29/640,706, filed on Mar. 16, 2018, now Pat. No. Des. 869,339.
- (51) **LOC (13) Cl.** ..... **12-08**
- (52) **U.S. Cl.**  
USPC ..... **D12/92**
- (58) **Field of Classification Search**  
USPC ..... D12/86, 90-92, 164; D21/433, 434, D21/531-535; 296/181.1-181.5, 183.1  
CPC ..... B62D 25/00; B62D 25/06; B62D 33/00; B62D 35/00  
See application file for complete search history.



(56)

**References Cited**

U.S. PATENT DOCUMENTS

D869,339 S	*	12/2019	Betancourt	.....	D12/92
D881,757 S	*	4/2020	Tonello	.....	D12/92
D906,887 S	*	1/2021	Betancourt	.....	D12/92
D909,253 S	*	2/2021	Tonello	.....	D12/92
D917,346 S	*	4/2021	Lee	.....	D12/92

\* cited by examiner






Fig. 1




Fig. 2



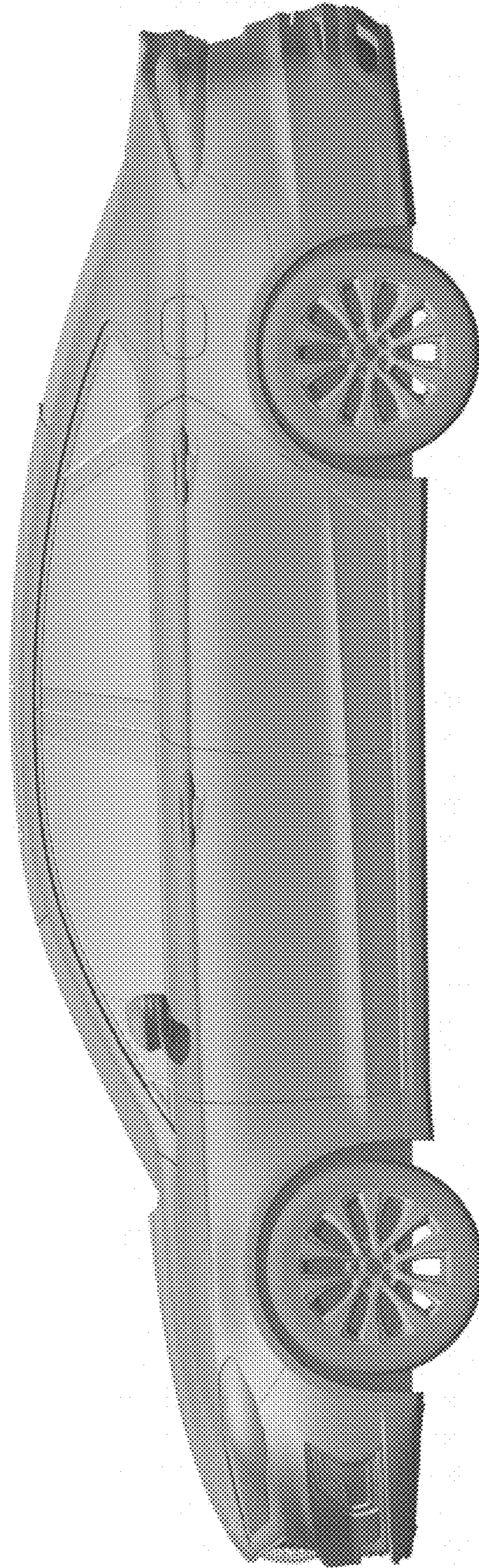


Fig. 3






Fig. 4





Fig. 5





Fig. 6






Fig. 7