

US00D940596S

(12) **United States Design Patent** (10) **Patent No.:** **US D940,596 S**
Trim et al. (45) **Date of Patent:** **** Jan. 11, 2022**

(54) **VEHICLE**
(71) Applicant: **Jaguar Land Rover Limited**, Coventry (GB)
(72) Inventors: **James Trim**, Coventry (GB); **Cesar Pieri**, Coventry (GB)
(73) Assignee: **Jaguar Land Rover Limited**, Whitley Coventry (GB)
(**) Term: **15 Years**
(21) Appl. No.: **29/721,414**
(22) Filed: **Jan. 21, 2020**

D773,959 S * 12/2016 Jelec D12/92
D779,379 S * 2/2017 Jelec D12/92
D800,606 S * 10/2017 Buck D12/91
D804,998 S * 12/2017 Jelec D12/92
D804,999 S * 12/2017 Jelec D12/92
D805,961 S * 12/2017 Jelec D12/92
D805,962 S * 12/2017 Jelec D12/92
D811,941 S * 3/2018 Buck D12/92
D839,143 S * 1/2019 Trim D12/164
D839,235 S * 1/2019 Kitamura D14/204
D840,275 S * 2/2019 Trim D12/92
D875,610 S * 2/2020 Trim D12/92
D875,611 S * 2/2020 Trim D12/92
D881,073 S * 4/2020 Donfrancesco D12/92
D881,080 S * 4/2020 Trim D12/164

* cited by examiner

Primary Examiner — Melody N Brown
(74) *Attorney, Agent, or Firm* — Wood Herron & Evans LLP

Related U.S. Application Data

(62) Division of application No. 29/673,154, filed on Dec. 12, 2018, now Pat. No. Des. 875,610, which is a division of application No. 29/605,322, filed on May 25, 2017, now Pat. No. Des. 839,135.
(51) **LOC (13) Cl.** **12-08**
(52) **U.S. Cl.**
USPC **D12/92**
(58) **Field of Classification Search**
USPC D12/86, 90–92, 164; D21/424, 433, 434, D21/533; 296/181.1–181.5
CPC B62D 25/00; B62D 25/06; B62D 33/00; B62D 35/00
See application file for complete search history.

(57) **CLAIM**

The ornamental design for a vehicle, as shown and described.

DESCRIPTION


FIG. 1 is a right, front perspective view of a vehicle showing our new design;
FIG. 2 is a left, front perspective view thereof;
FIG. 3 is a left, rear perspective view thereof;
FIG. 4 is a right, rear perspective view thereof;
FIG. 5 is a front elevational view thereof;
FIG. 6 is a rear elevational view thereof;
FIG. 7 is a left side elevational view thereof;
FIG. 8 is a right side elevational view thereof; and,
FIG. 9 is a top plan view thereof.
The portions of the vehicle shown throughout the drawing views in broken lines are for environmental and illustrative purposes and form no part of the claimed design.

(56) **References Cited**

U.S. PATENT DOCUMENTS

D704,101 S * 5/2014 Beaven D12/92
D726,074 S * 4/2015 Beaven D12/92
D740,177 S * 10/2015 Callum D12/92
D744,902 S * 12/2015 Callum D12/92
D744,903 S * 12/2015 Jelec D12/92

1 Claim, 9 Drawing Sheets



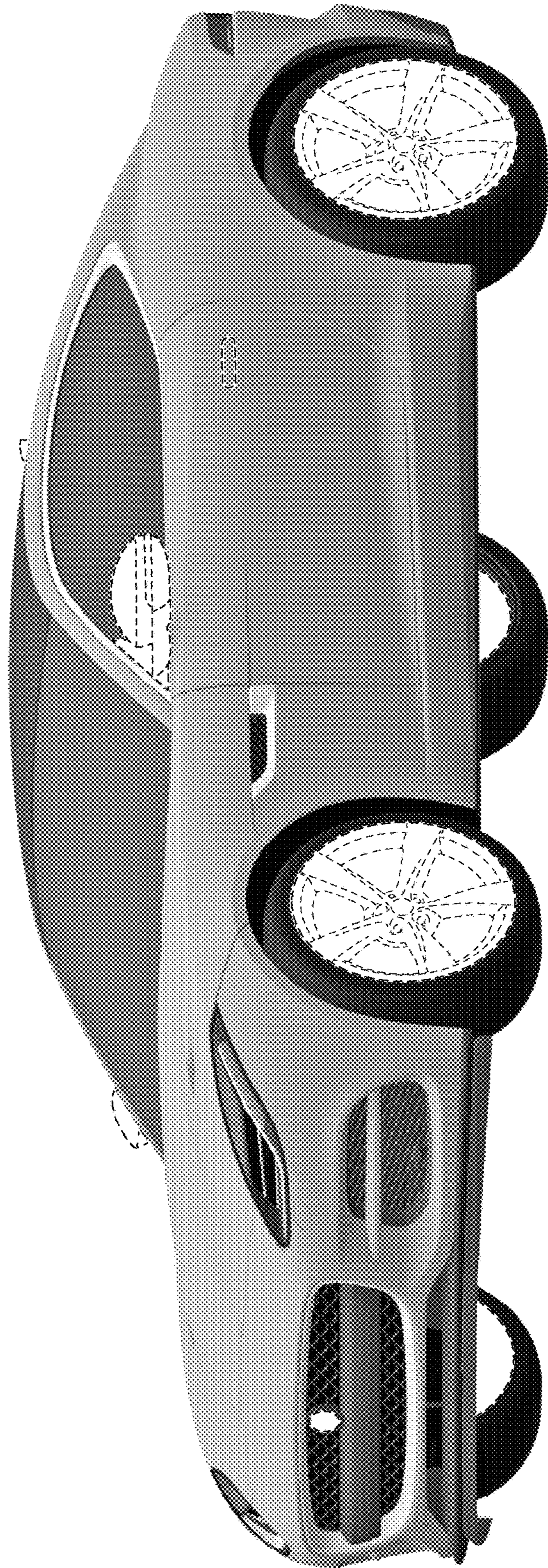


FIG. 1

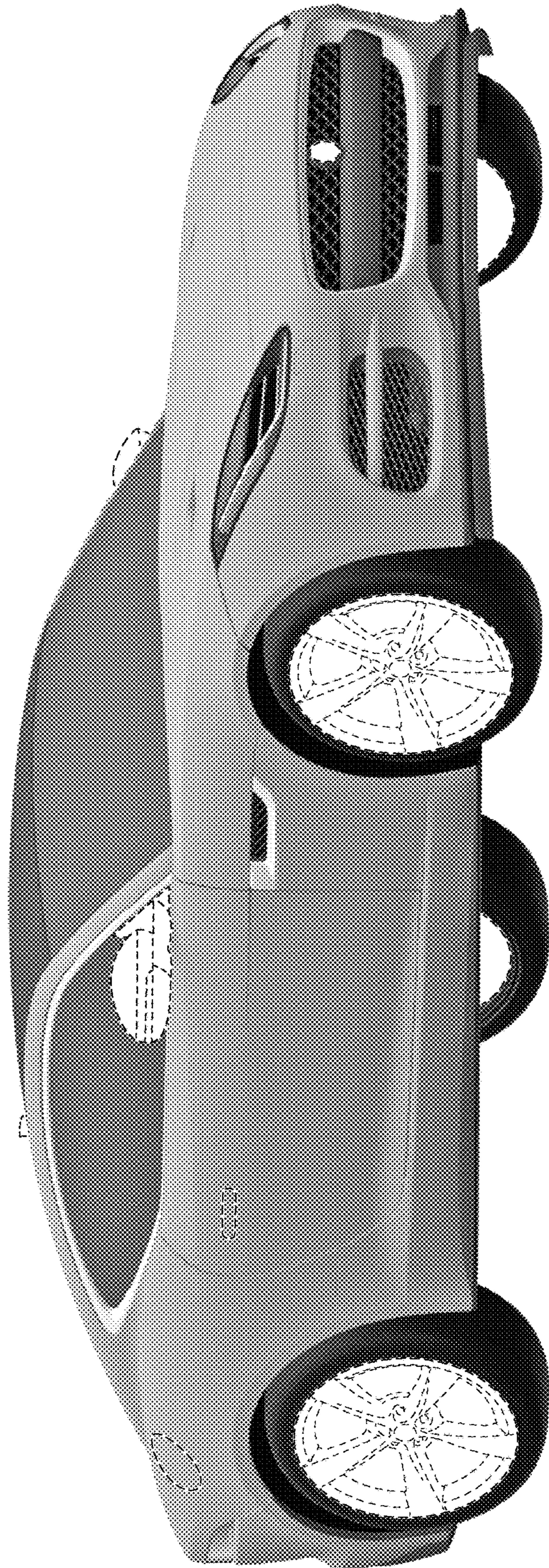


FIG. 2

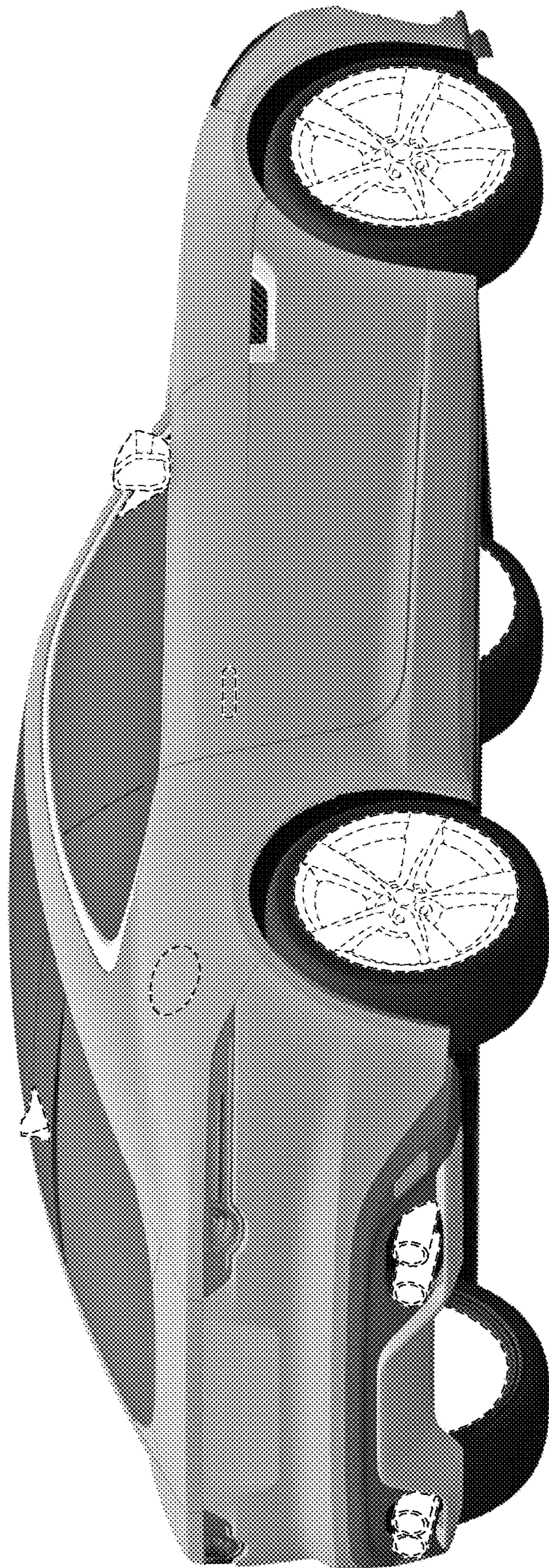


FIG. 3




FIG. 4



FIG. 5




FIG. 6




FIG. 7




FIG. 8

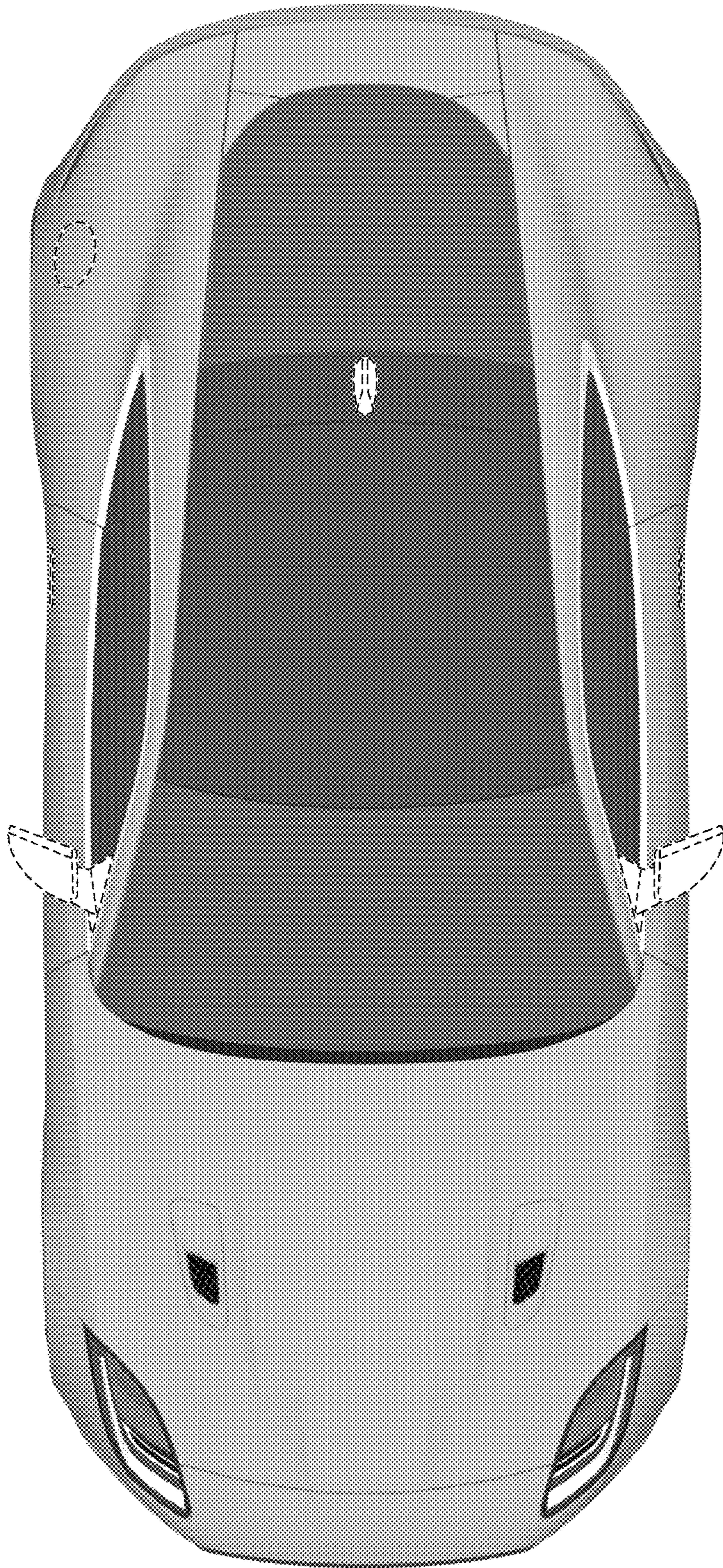


FIG. 9

UNITED STATES PATENT AND TRADEMARK OFFICE
CERTIFICATE OF CORRECTION

PATENT NO. : D940,596 S
APPLICATION NO. : 29/721414
DATED : January 11, 2022
INVENTOR(S) : James Trim et al.

Page 1 of 1

It is certified that error appears in the above-identified patent and that said Letters Patent is hereby corrected as shown below:

On the Title Page

Item [30], insert:

--November 30, 2016 (EM).....003493121.--

Signed and Sealed this
Eighth Day of March, 2022



Drew Hirshfeld
*Performing the Functions and Duties of the
Under Secretary of Commerce for Intellectual Property and
Director of the United States Patent and Trademark Office*