



US00D940594S

(12) **United States Design Patent** (10) **Patent No.:** **US D940,594 S**
Cartia et al. (45) **Date of Patent:** **** Jan. 11, 2022**

(54) **AUTOMOBILE**

(71) Applicant: **VINEFAST TRADING AND PRODUCTION LIMITED LIABILITY COMPANY**, Hai Phong (VN)

(72) Inventors: **Giovanni Guglielmo Cartia**, Marentino (IT); **Dimitri Vicedomini**, Turin (IT); **Nazzareno Epifani**, Chieri (IT)

(73) Assignee: **VINEFAST TRADING AND PRODUCTION LIMITED LIABILITY COMPANY**, Hai Phong (VN)

(**) Term: **15 Years**

(21) Appl. No.: **29/741,647**

(22) Filed: **Jul. 14, 2020**

(30) **Foreign Application Priority Data**

Apr. 7, 2020 (VN) 3-2020-00773

(51) **LOC (13) Cl.** **12-08**

(52) **U.S. Cl.**
USPC **D12/91**

(58) **Field of Classification Search**
USPC D12/86, 90-92, 164; D21/433, 434, D21/531-535; 296/181.1-181.5, 183.1
CPC B62D 25/00; B62D 25/06; B62D 33/00; B62D 35/00
See application file for complete search history.

(56) **References Cited**

U.S. PATENT DOCUMENTS

D699,154 S * 2/2014 Liu D12/91
D710,759 S * 8/2014 Ham D12/91

D716,695 S * 11/2014 Woolley D12/91
D811,271 S * 2/2018 Park D12/91
D834,451 S * 11/2018 Anton D12/91
D838,209 S * 1/2019 Perini D12/91
D847,026 S * 4/2019 Lips D12/91
D855,497 S * 8/2019 Kim D12/91
D865,567 S * 11/2019 Ahn D12/91
D890,632 S * 7/2020 Perini D12/91
D902,785 S * 11/2020 Xu D12/99
D909,245 S * 2/2021 Busse D12/91

OTHER PUBLICATIONS

Unpublished Design U.S. Appl. No. 29/741,648 by inventors Cartia, Vicedomini and Epifani, filed on Jul. 14, 2020.

* cited by examiner

Primary Examiner — Melody N Brown

(74) *Attorney, Agent, or Firm* — Ladas & Parry, LLP

(57) **CLAIM**

The ornamental design for an automobile, as shown and described.

DESCRIPTION

FIG. 1 is a top, front and right side perspective view of an automobile showing our new design; FIG. 2 is a top, rear and left side perspective view thereof; FIG. 3 is a rear elevational view thereof; FIG. 4 is a right side elevational view thereof; FIG. 5 is a left side elevational view thereof; FIG. 6 is a top plan view thereof; and, FIG. 7 is a front elevational view thereof.

1 Claim, 7 Drawing Sheets





FIG. 1



FIG. 2



FIG. 3




FIG. 4




FIG. 5

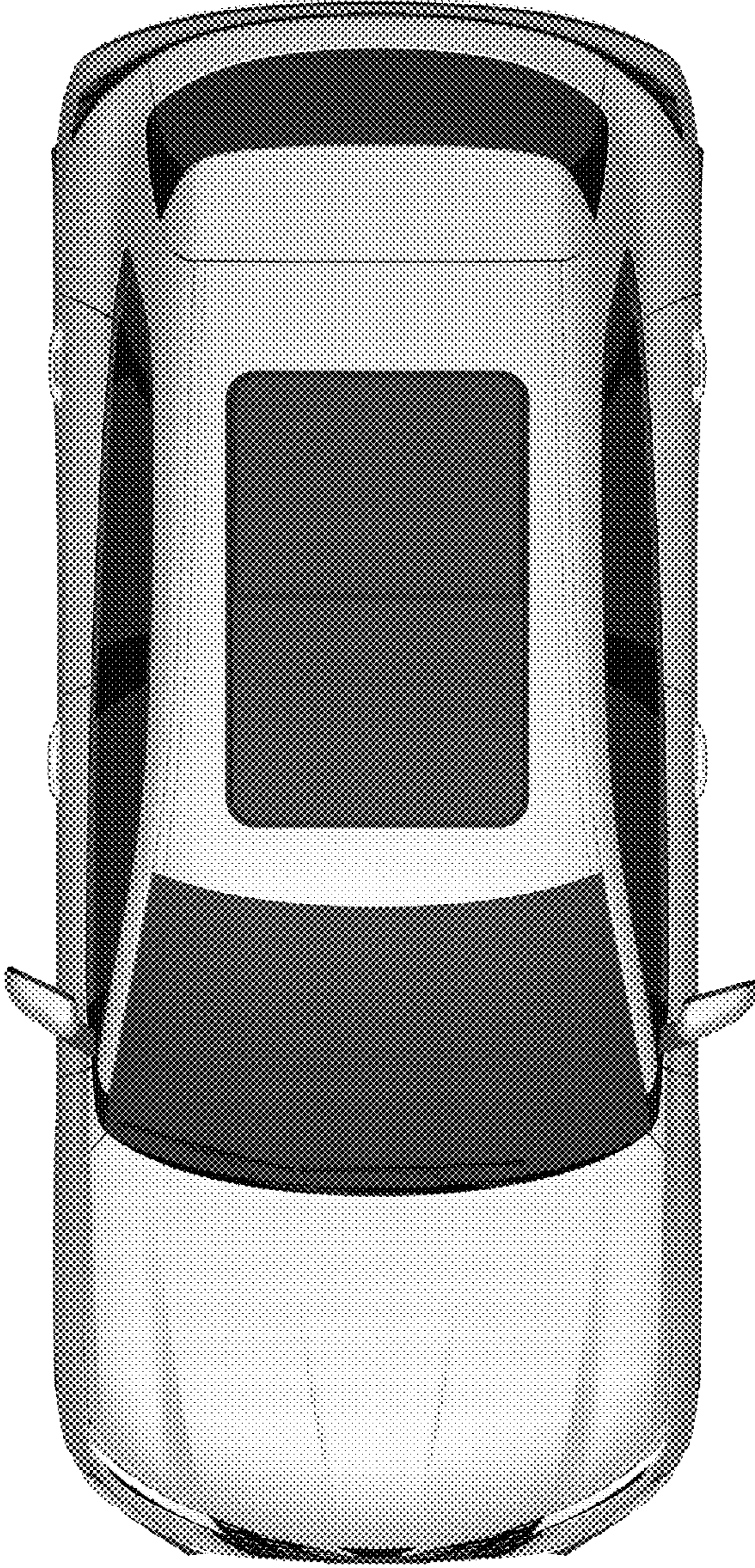


FIG. 6




FIG. 7