



US00D940587S

(12) **United States Design Patent**
Chen

(10) **Patent No.:** **US D940,587 S**

(45) **Date of Patent:** **** Jan. 11, 2022**

(54) **DRAGON STATUE**

(71) Applicant: **FUJIAN QIXIN METAL TECHNOLOGY CO., LTD**, Quanzhou (CN)

(72) Inventor: **Jianqin Chen**, Quanzhou (CN)

(73) Assignee: **FUJIAN QIXIN METAL TECHNOLOGY CO., LTD**, Quanzhou (CN)

(**) Term: **15 Years**

(21) Appl. No.: **29/756,193**

(22) Filed: **Oct. 27, 2020**

(30) **Foreign Application Priority Data**

Sep. 23, 2020 (CN) 202030570326.4

(51) **LOC (13) Cl.** **11-02**

(52) **U.S. Cl.**
USPC **D11/162; D11/158; D21/615**

(58) **Field of Classification Search**
USPC D11/157, 158, 161, 162, 164; D21/490, D21/576, 611, 615, 618-620, 661, 658
See application file for complete search history.

(56) **References Cited**

U.S. PATENT DOCUMENTS

D75,019 S * 5/1928 Fisher D12/199
D349,530 S * 8/1994 Pedersen D21/615
D349,538 S * 8/1994 Pedersen D21/615
D423,612 S * 4/2000 Tatopoulos D21/615

D478,362 S * 8/2003 Nakase D21/578
D479,862 S * 9/2003 Takahashi D21/578
D533,233 S * 12/2006 Chuang D21/572
D554,713 S * 11/2007 Wong D21/578
D650,450 S * 12/2011 BisCamp D21/538
D772,104 S * 11/2016 Stephan D11/158
D854,099 S * 7/2019 Levine D21/615
D886,917 S * 6/2020 Ikoma D21/615
D928,246 S * 8/2021 Chen D21/575

OTHER PUBLICATIONS

“Warmtree 6 inch Realistic Dragon Model Plastic Flying Dragon Figurines Gifts” Oct. 19, 2021, site visited Dec. 15, 2019: <https://www.amazon.com/Warmtree-Realistic-Plastic-Figurines-Collection/dp/B07R8D5ZH9/> (Year: 2019).*

* cited by examiner

Primary Examiner — Michael C Stout

Assistant Examiner — Melvin L Davis

(57) **CLAIM**

The ornamental design for a dragon statue, as shown and described.

DESCRIPTION

FIG. 1 is a perspective view of a dragon statue showing my new design;
FIG. 2 is another perspective view thereof;
FIG. 3 is a front elevational view thereof;
FIG. 4 is a rear elevational view thereof;
FIG. 5 is a left side elevational view thereof;
FIG. 6 is a right side elevational view thereof;
FIG. 7 is a top plan view thereof; and,
FIG. 8 is a bottom plan view thereof.

1 Claim, 8 Drawing Sheets







FIG. 1




FIG. 2




FIG. 3




FIG. 4




FIG. 5



FIG. 6




FIG. 7




FIG. 8