



US00D940586S

(12) **United States Design Patent**
Chen

(10) **Patent No.:** **US D940,586 S**
(45) **Date of Patent:** **** Jan. 11, 2022**

(54) **DRAGON STATUE**

(71) Applicant: **FUJIAN QIXIN METAL TECHNOLOGY CO., LTD**, Quanzhou (CN)

(72) Inventor: **Jianqin Chen**, Quanzhou (CN)

(73) Assignee: **FUJIAN QIXIN METAL TECHNOLOGY CO., LTD**, Quanzhou (CN)

(**) Term: **15 Years**

(21) Appl. No.: **29/755,492**

(22) Filed: **Oct. 21, 2020**

(30) **Foreign Application Priority Data**

Sep. 23, 2020 (CN) 202030570311.8

(51) **LOC (13) Cl.** **11-02**

(52) **U.S. Cl.**
USPC **D11/162; D11/158; D21/615**

(58) **Field of Classification Search**
USPC D11/157, 158, 161, 162, 164; D21/490, D21/576, 611, 615, 618-620, 661, 658
See application file for complete search history.

(56) **References Cited**

U.S. PATENT DOCUMENTS

| | | | |
|--------------|--------|------------------|---------|
| D75,019 S * | 5/1928 | Fisher | D12/199 |
| D349,530 S * | 8/1994 | Pedersen | D21/615 |
| D349,538 S * | 8/1994 | Pedersen | D21/615 |
| D423,612 S * | 4/2000 | Tatopoulos | D21/615 |

| | | | |
|--------------|---------|-----------------|---------|
| D478,362 S * | 8/2003 | Nakase | D21/578 |
| D479,862 S * | 9/2003 | Takahashi | D21/578 |
| D533,233 S * | 12/2006 | Chuang | D21/572 |
| D554,713 S * | 11/2007 | Wong | D21/578 |
| D650,450 S * | 12/2011 | BisCamp | D21/538 |
| D772,104 S * | 11/2016 | Stephan | D11/158 |
| D854,099 S * | 7/2019 | Levine | D21/615 |
| D886,917 S * | 6/2020 | Ikoma | D21/615 |
| D928,246 S * | 8/2021 | Chen | D21/575 |

OTHER PUBLICATIONS

“Wise Old Dragon Figurine Display” Oct. 19, 2021, site visited August 8, 2018 <https://www.amazon.com/Wise-Old-Dragon-Figurine-Display/dp/B006YW68QI/> (Year: 2018).*

* cited by examiner

Primary Examiner — Michael C Stout
Assistant Examiner — Melvin L Davis

(57) **CLAIM**

The ornamental design for a dragon statue, as shown and described.

DESCRIPTION

FIG. 1 is a perspective view of a dragon statue showing my new design;
FIG. 2 is another perspective view thereof;
FIG. 3 is another perspective view thereof;
FIG. 4 is a front elevational view thereof;
FIG. 5 is a rear elevational view thereof;
FIG. 6 is a left side elevational view thereof;
FIG. 7 is a right side elevational view thereof;
FIG. 8 is a top plan view thereof; and,
FIG. 9 is a bottom plan view thereof.

1 Claim, 9 Drawing Sheets






FIG. 1



FIG. 2



FIG. 3



FIG. 4




FIG. 5



FIG. 6



FIG. 7




FIG. 8




FIG. 9