



US00D940568S

(12) **United States Design Patent**  
**Schmid et al.**

(10) **Patent No.: US D940,568 S**

(45) **Date of Patent: \*\* Jan. 11, 2022**

(54) **TIN FOR PACKAGING**

(71) Applicant: **Linhardt GmbH & Co. KG**, Viechtach (DE)

(72) Inventors: **Markus Schmid**, Grafing (DE);  
**Johann Beil**, Lam (DE)

(73) Assignee: **LINHARDT GMBH & CO. KG**,  
Viechtach (DE)

(\*\*) Term: **15 Years**

(21) Appl. No.: **29/724,568**

(22) Filed: **Feb. 18, 2020**

(30) **Foreign Application Priority Data**

Jan. 15, 2020 (EM) ..... 007516752-001  
Jan. 15, 2020 (EM) ..... 007516752-002  
Jan. 15, 2020 (EM) ..... 007516752-003  
Jan. 15, 2020 (EM) ..... 007516752-004

(51) **LOC (13) Cl. .... 09-05**

(52) **U.S. Cl.**  
USPC ..... **D9/711**

(58) **Field of Classification Search**  
USPC ..... D9/702-714, 695-699, 435, 440, 521,  
D9/454, 544, 723-724, 499, 449,  
D9/727-728, 442, 447, 504; 222/92, 96,  
222/107, 527-529, 215, 491, 206,  
222/212-213, 251, 95, 536; 206/438,  
206/822, 527; 220/DIG. 7, 669;  
215/321, 382, 316, 380, 228;  
141/114-115; D28/91.1, 76-78, 82, 88;  
D24/114; D3/202, 205, 203.2, 270,  
D3/271.1-271.4; D7/510, 514-520, 599,  
D7/601-602, 612-615, 619.2, 628-629,  
D7/213

CPC .. B65D 2203/00; B65D 2203/02; B65D 5/00;  
B65D 5/001; B65D 5/4258; B65D  
1/0223; B65D 1/02; B65D 1/10; B65D  
1/46; B65D 23/00; B65D 2585/00; B65D  
81/60; B65D 81/365; B65D 81/366;  
B65D 81/368; B65D 50/046; B65D  
83/0005; B65D 83/005; B65D 83/00;  
B65D 47/18; B05C 17/0053  
See application file for complete search history.

(56) **References Cited**

U.S. PATENT DOCUMENTS

D862,246 S \* 10/2019 Basak-Smith ..... D9/711  
D899,268 S \* 10/2020 Hwang ..... D9/711  
D923,488 S \* 6/2021 Loritz ..... D9/711  
D927,986 S \* 8/2021 Ryczek ..... D9/711

\* cited by examiner

*Primary Examiner* — Abraham Bahta

(74) *Attorney, Agent, or Firm* — Welsh Flaxman & Gitler  
LLC

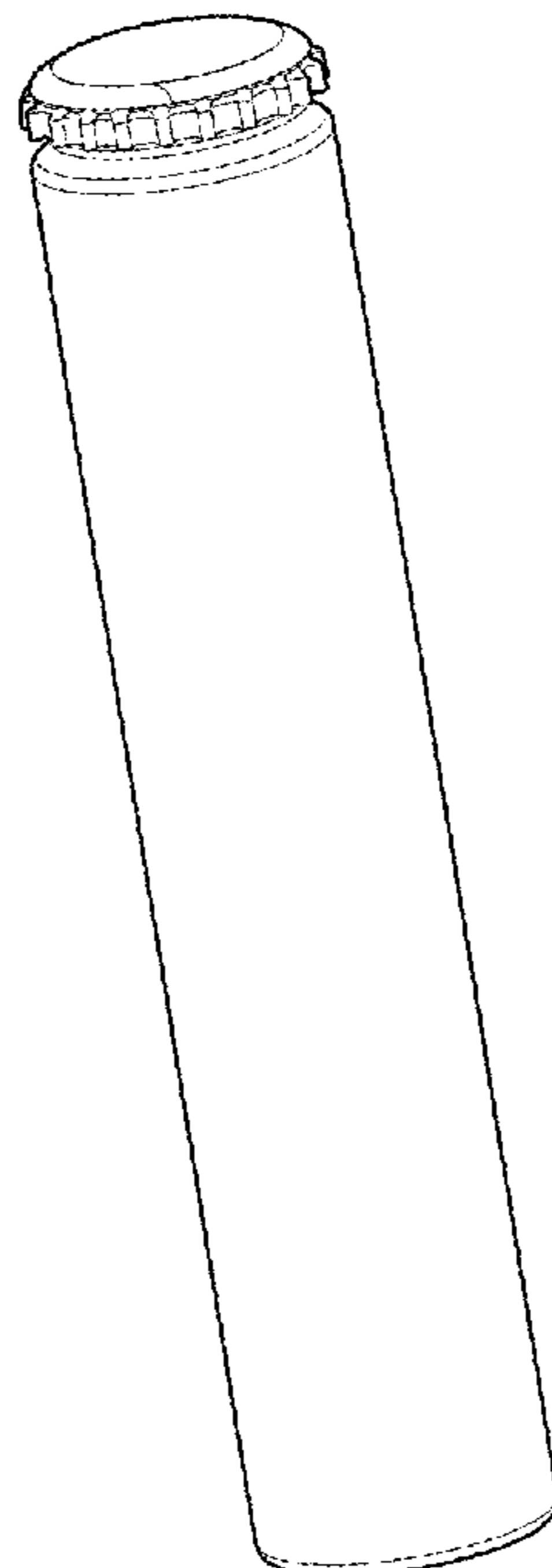
(57) **CLAIM**

The ornamental design for a tin for packaging, as shown and described.

**DESCRIPTION**

FIG. 1 is a perspective view of the tin for packaging showing our new design;  
FIG. 2 is a side view thereof;  
FIG. 3 is a bottom view thereof; and,  
FIG. 4 is a top view thereof.

**1 Claim, 1 Drawing Sheet**



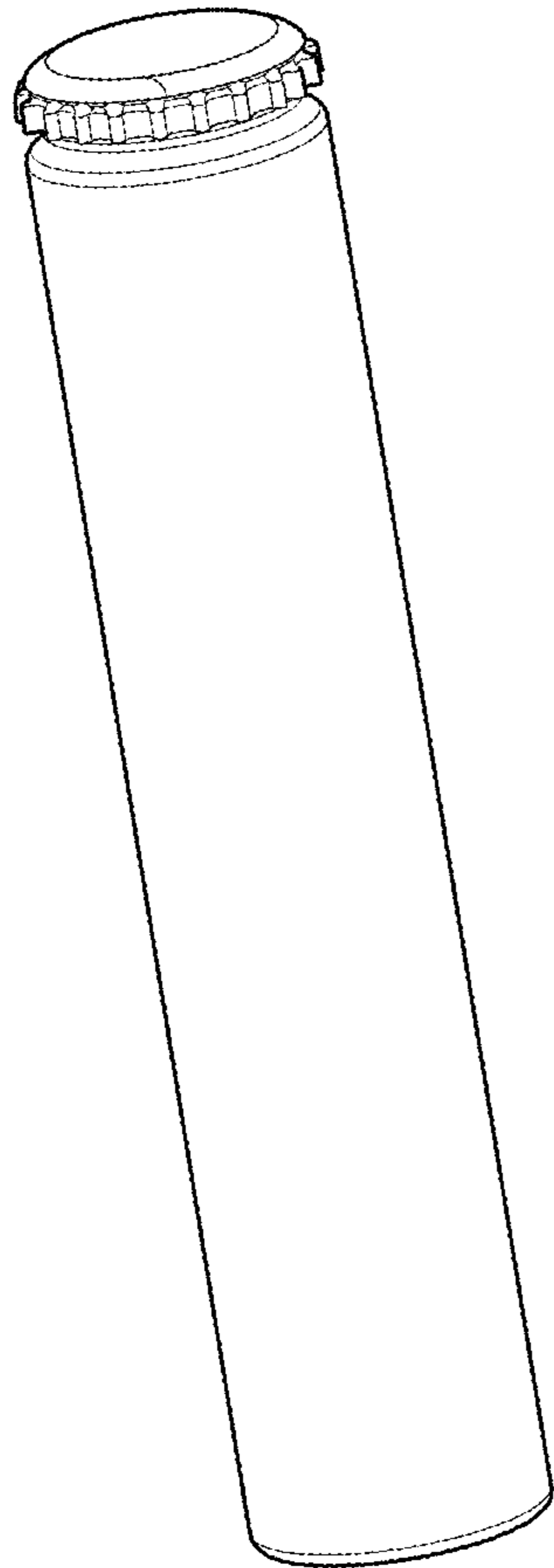


FIG. 1




FIG. 2

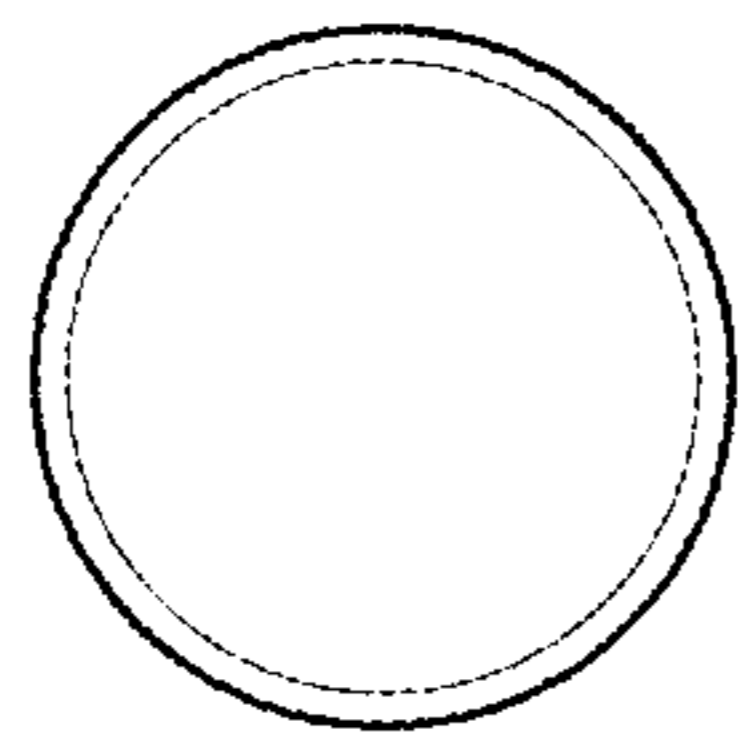


FIG. 3

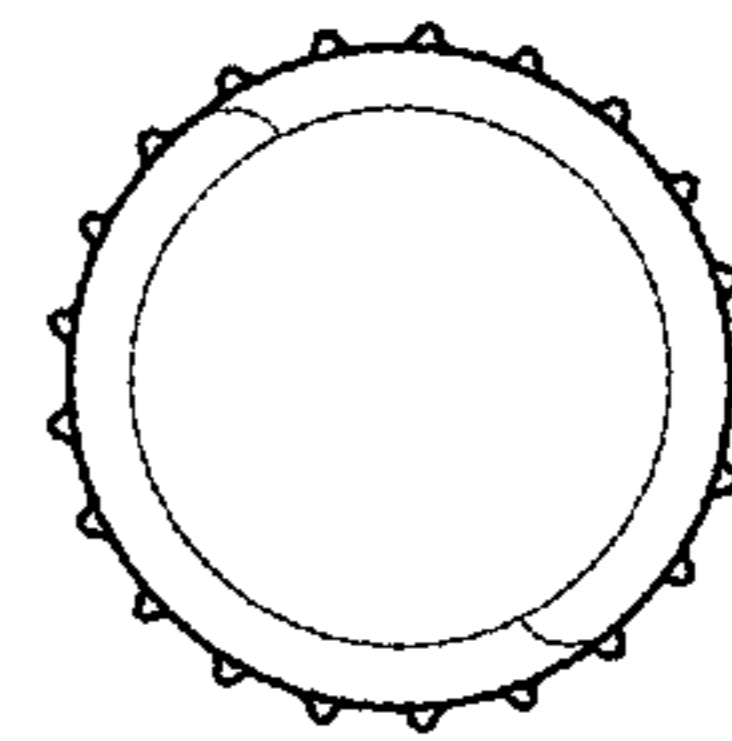


FIG. 4