



US00D940567S

(12) **United States Design Patent** (10) **Patent No.:** **US D940,567 S**
Gosling et al. (45) **Date of Patent:** **** Jan. 11, 2022**

(54) **INVERTED POUCH**

(71) Applicant: **Cheer Pack North America**, West
Bridgewater, MA (US)

(72) Inventors: **Stephen Gosling**, Hingham, MA (US);
David A. Williamson, Plymouth, MA
(US); **Samuel G. Benoit**, Swansea, MA
(US)

(73) Assignee: **Cheer Pack North America**, West
Bridgewater, MA (US)

(**) Term: **15 Years**

(21) Appl. No.: **29/785,086**

(22) Filed: **May 24, 2021**

Related U.S. Application Data

(60) Continuation of application No. 29/652,359, filed on
Jul. 27, 2021, now Pat. No. Des. 920,129, which is a
division of application No. 29/654,629, filed on Jun.
26, 2018, now Pat. No. Des. 891,269.

(51) **LOC (13) Cl.** **09-05**

(52) **U.S. Cl.**
USPC **D9/708**

(58) **Field of Classification Search**
USPC D9/702-714, 429-432, 447, 720, 414,
D9/434-435, 696, 716, 771, 522,
D9/571-575, 682, 738-747, 516-517,
D9/529-530, 547-549, 569, 537-538,
D9/544, 503-505, 545; 383/6, 9, 22, 96,
383/61.1, 80-81, 104, 901, 63, 203, 107,
383/119, 120, 123; D24/118, 207;
222/92, 107, 206; 604/316, 403, 410,
604/408; 220/495.03, 669, 675;
215/381-385, 12.1; D3/202, 303, 232,
D3/244
CPC B65D 1/00; B65D 1/0223; B65D 1/24;
B65D 1/38; B65D 1/02; B65D 11/00;
B65D 11/02; B65D 11/04; B65D 11/10;
B65D 11/14; B65D 11/20; B65D 29/00;

B65D 29/02; B65D 29/04; B65D 33/00;
B65D 33/02; B65D 41/00; B65D 41/02;
B65D 81/00; B65D 81/02; B65D 47/00;
B65D 47/02; B65D 47/04; B65D 47/06

See application file for complete search history.

(56) **References Cited**

U.S. PATENT DOCUMENTS

D599,676 S *	9/2009	Friebe	D9/708
D778,730 S *	2/2017	Sahatjian	D9/707
D809,401 S *	2/2018	Wiesman	D9/708
D830,195 S *	10/2018	Wiesman	D9/707
D850,287 S *	6/2019	Sahatjian	D9/708
D852,646 S *	7/2019	Wiesman	D9/708
D891,269 S *	7/2020	Gosling	D9/708

(Continued)

Primary Examiner — Abraham Bahta

(74) *Attorney, Agent, or Firm* — Harness, Dickey &
Pierce, P.L.C.

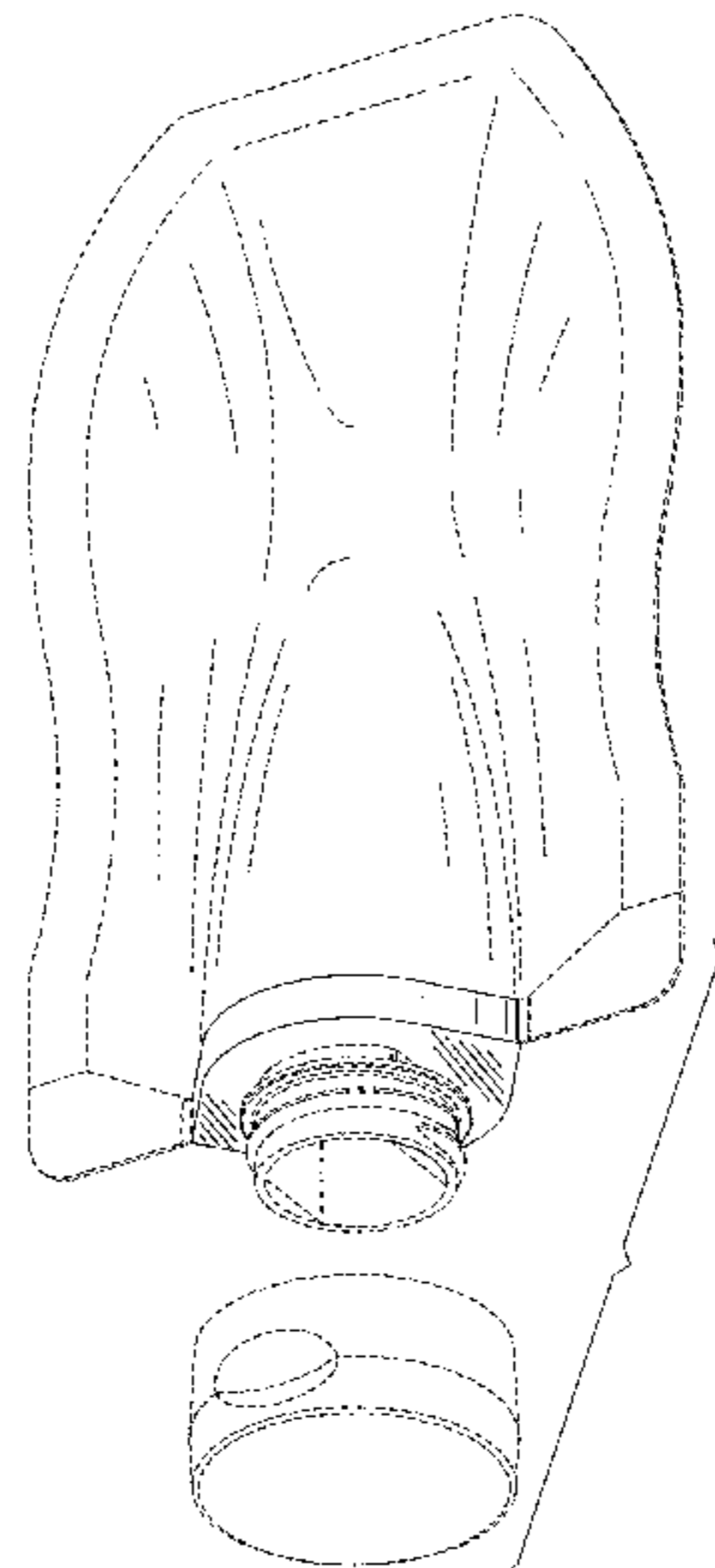
(57) **CLAIM**

The ornamental design for an inverted pouch, as shown and
described.

DESCRIPTION

FIG. 1 is an exploded front perspective view of the new
design for an inverted pouch showing our new design;
FIG. 2 is a front view thereof;
FIG. 3 is a right side view, the left side view being a mirror
image thereof;
FIG. 4 is a rear view thereof;
FIG. 5 is a bottom view thereof; and,
FIG. 6 is a top view thereof.
The broken line showing of portions of the inverted pouch
is included for the purpose of illustrating environmental
structure and forms no part of the claimed design.

1 Claim, 5 Drawing Sheets



(56)

References Cited

U.S. PATENT DOCUMENTS

D895,435 S * 9/2020 Sahatjian D9/708
D920,129 S * 5/2021 Gosling D9/708

* cited by examiner

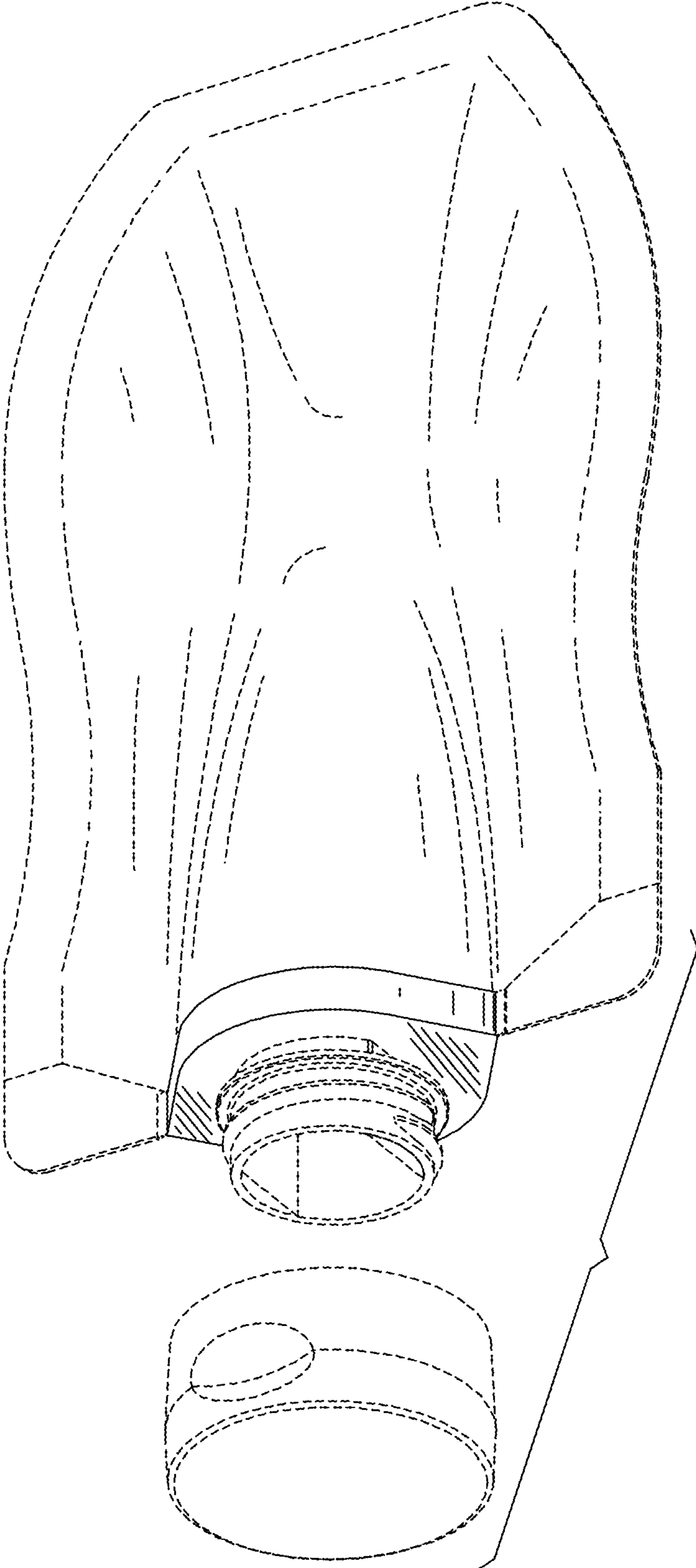


FIG. 1

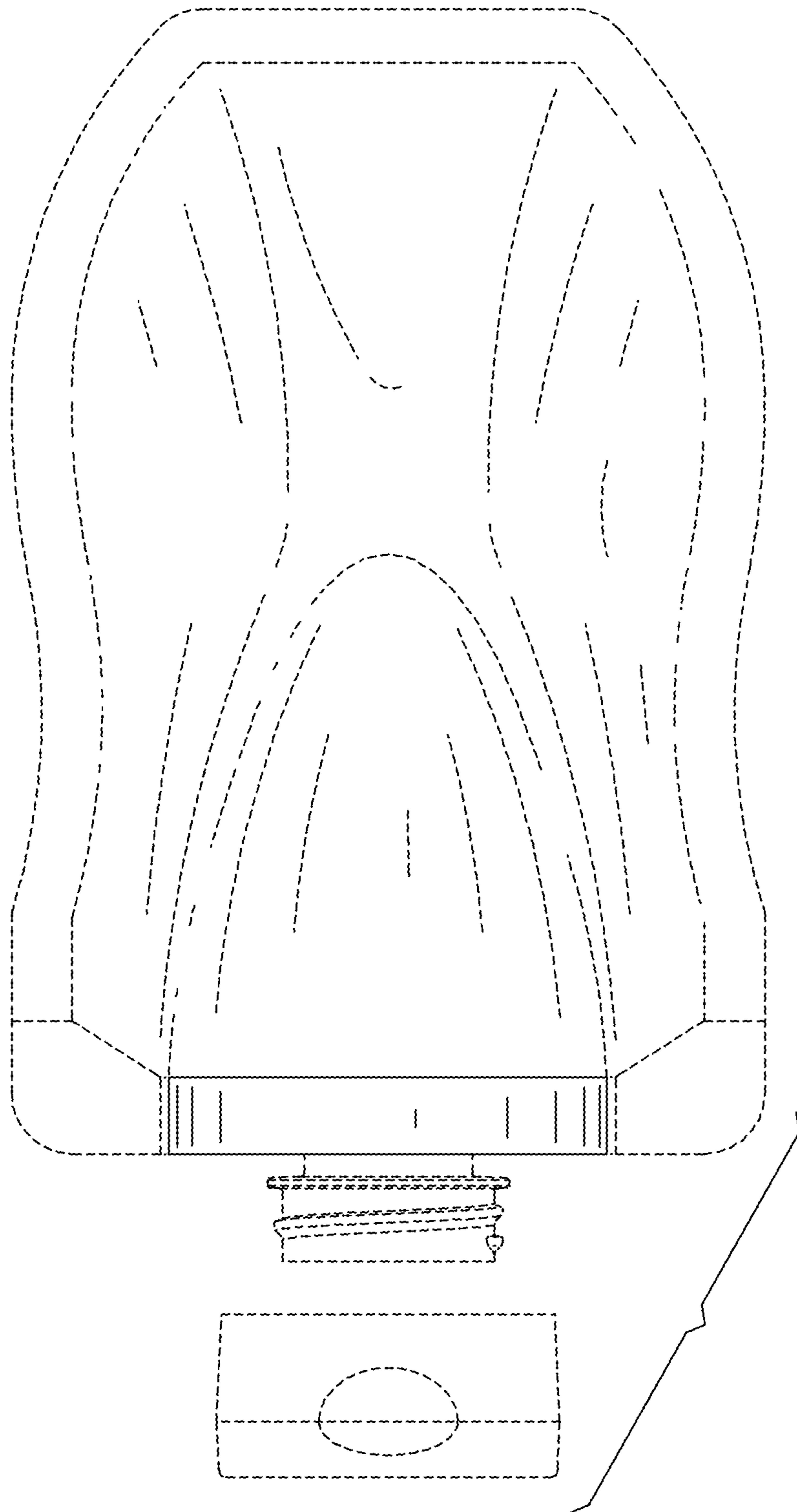


FIG. 2

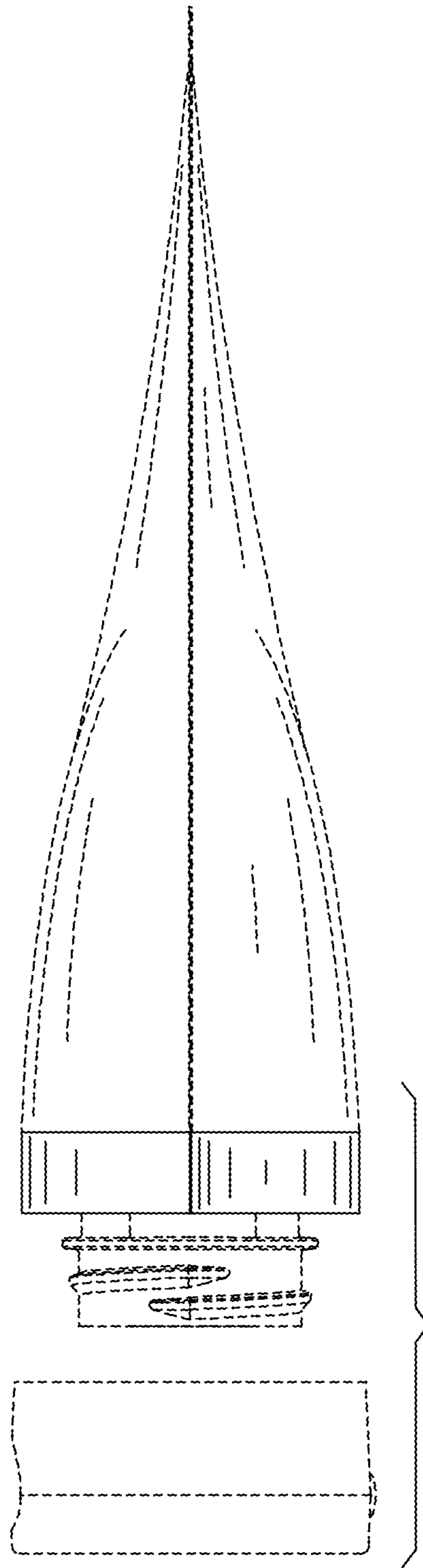


FIG. 3

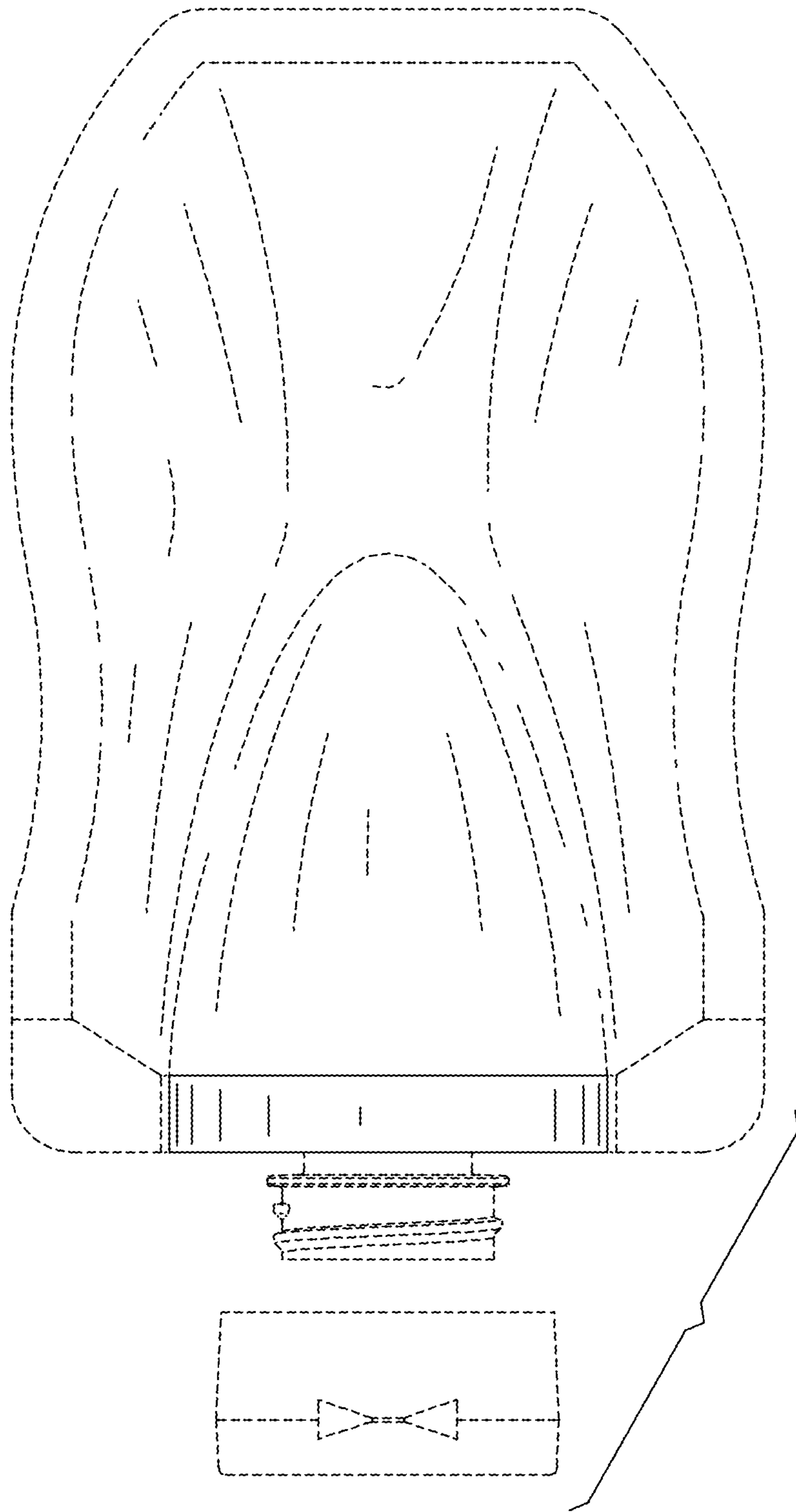


FIG. 4

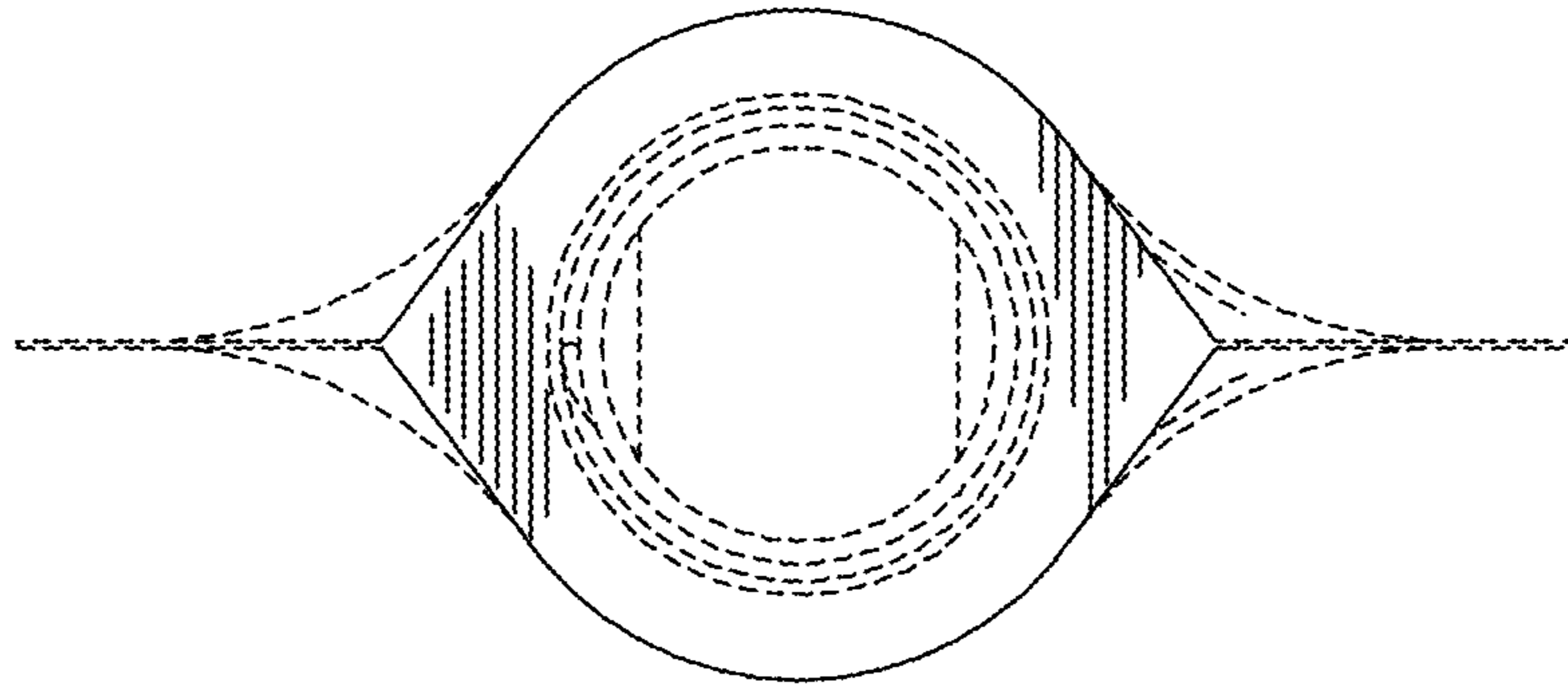


FIG. 5

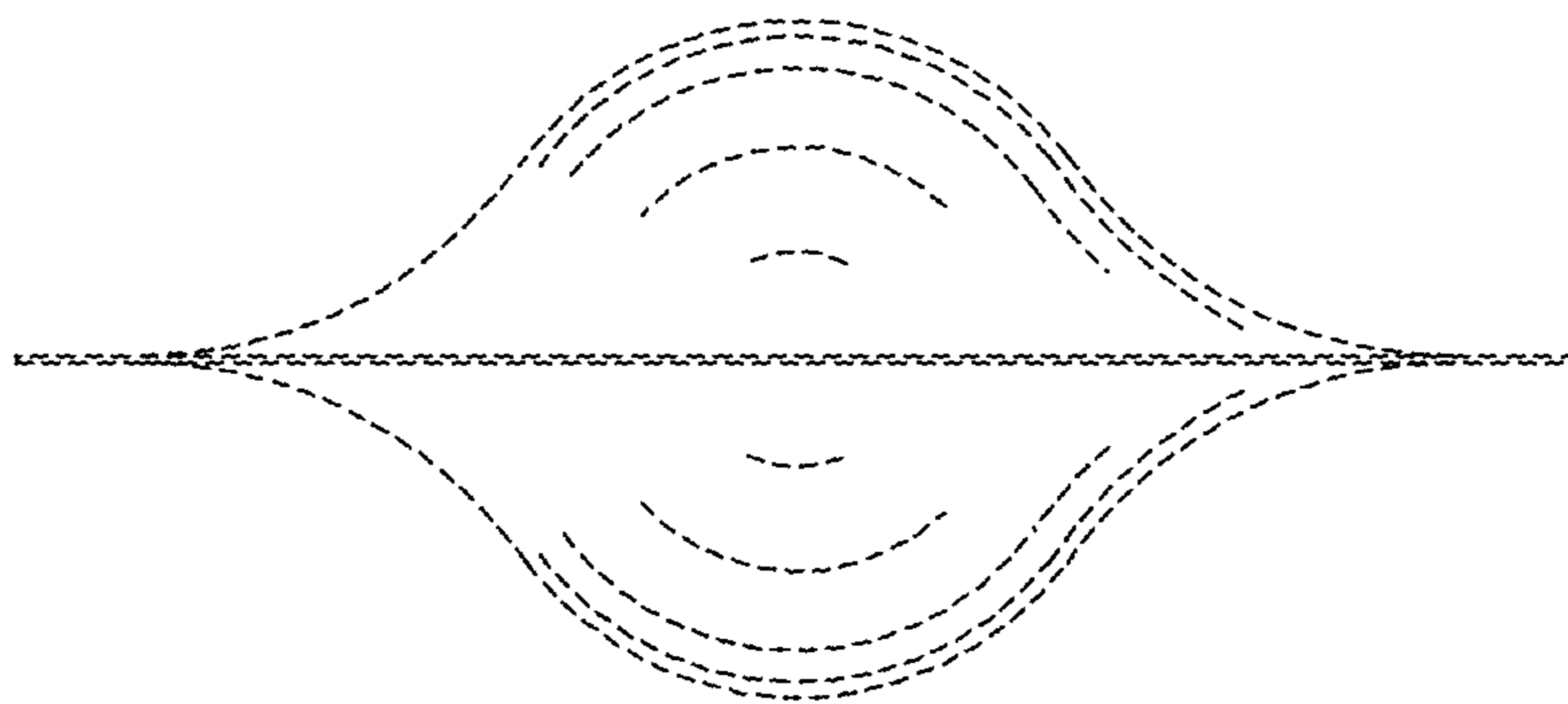


FIG. 6