



US00D940546S

(12) **United States Design Patent**
Gamblin et al.

(10) **Patent No.:** **US D940,546 S**
(45) **Date of Patent:** **** Jan. 11, 2022**

- (54) **UNIVERSAL COUPLER**
- (71) Applicant: **Monument Golf LLC**, Scottsdale, AZ (US)
- (72) Inventors: **Chad Gamblin**, Mesa, AZ (US); **Jeff Eggen**, Mesa, AZ (US)
- (73) Assignee: **MONUMENT GOLF LLC**, Scottsdale, AZ (US)
- (**) Term: **15 Years**
- (21) Appl. No.: **29/669,213**
- (22) Filed: **Nov. 6, 2018**
- (51) **LOC (13) Cl.** **08-08**
- (52) **U.S. Cl.**
USPC **D8/394**
CPC **A47K 10/14** (2013.01)
- (58) **Field of Classification Search**
USPC D11/78.1, 215, 216; D19/65; D24/128;
D8/373-399; 24/3.1, 499, 3.12, 570, 509,
24/459; 248/215, 227, 227.1, 300, 301,
248/316.7, 489, 49, 51, 74.2; D3/215
CPC A47K 10/14; F16M 13/022; F16M 13/005
See application file for complete search history.

- (56) **References Cited**
U.S. PATENT DOCUMENTS
2,121,561 A * 6/1938 English A41B 15/00
150/106
2,754,532 A * 7/1956 Kanehl A41B 15/00
15/209.1
3,159,281 A * 12/1964 Hutter A47K 10/12
211/45
3,529,328 A * 9/1970 Davison D06F 55/00
24/303
3,755,858 A * 9/1973 McPhaul A47K 10/12
248/690
4,403,366 A * 9/1983 Lucke A47K 10/02
15/209.1

- 4,771,502 A * 9/1988 Trimble A45F 5/00
15/209.1
- 4,885,195 A * 12/1989 Change, III A47K 10/12
428/36.1
- 5,147,703 A * 9/1992 Provost A47K 10/02
15/209.1
- 5,465,458 A * 11/1995 Schlager A47G 9/062
16/404
- 6,836,899 B1 * 1/2005 Glasmire A45F 5/04
2/323

(Continued)

Primary Examiner — Richard E Chilcot
(74) *Attorney, Agent, or Firm* — Schmeiser, Olsen & Watts LLP

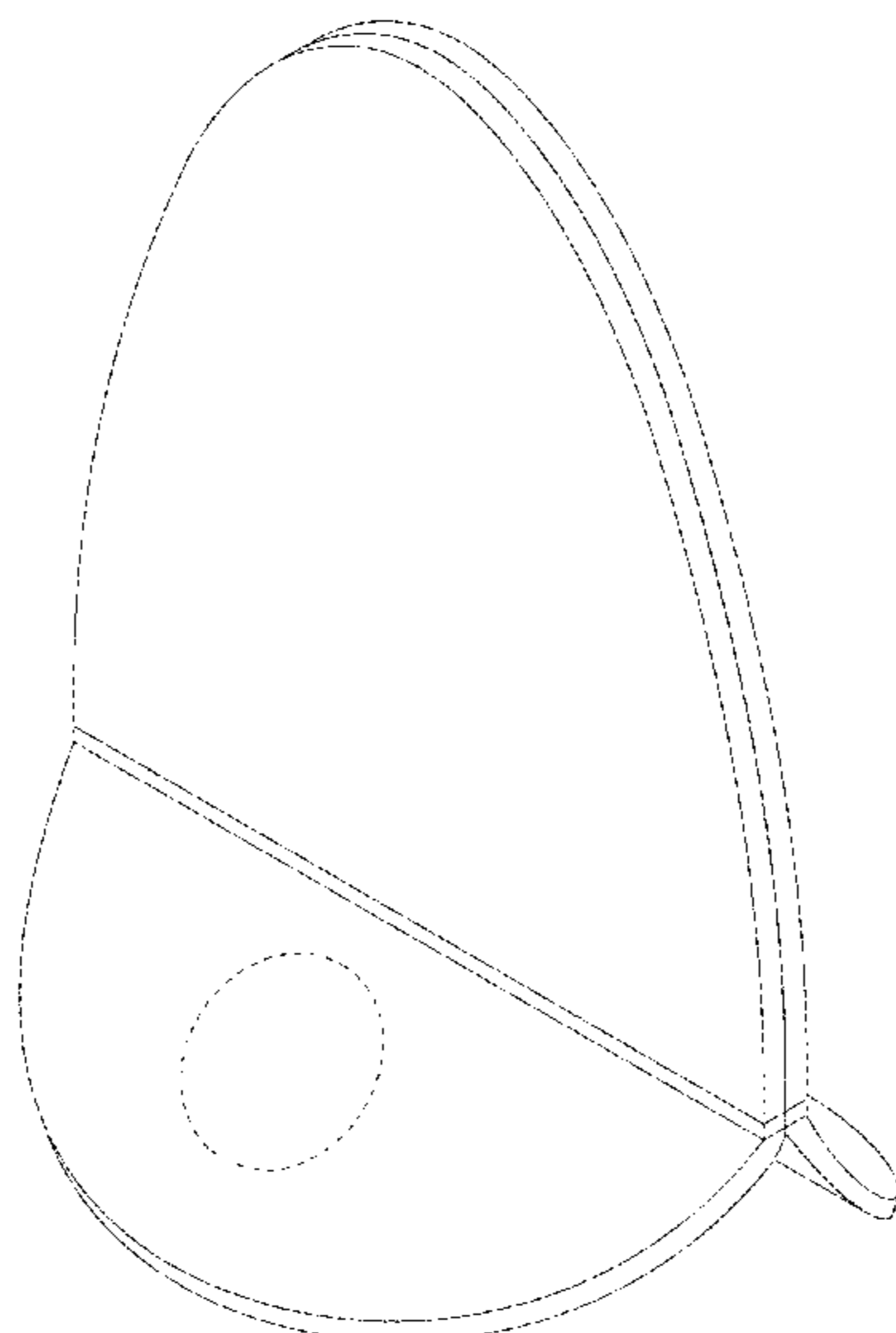
(57) **CLAIM**

An ornamental design for a universal coupler, as shown and described.

DESCRIPTION

FIG. 1 is a front perspective view of a universal coupler, in accordance with an embodiment, with flexible attachment members in an open position;
 FIG. 2 is a rear perspective view of the universal coupler of FIG. 1, with flexible attachment members in a resting position;
 FIG. 3 is a front view of the universal coupler of FIG. 1;
 FIG. 4 is a rear view of the universal coupler of FIG. 1;
 FIG. 5 is a right side view of the universal coupler of FIG. 1;
 FIG. 6 is a left side view of the universal coupler of FIG. 1;
 FIG. 7 is a top view of the universal coupler of FIG. 1;
 FIG. 8 is a bottom view of the universal coupler of FIG. 1;
 and,
 FIG. 9 is a front perspective view of the universal coupler of FIG. 1 coupled to a golf towel.
 In the drawings, broken lines illustrate either portions of the universal coupler that form no part of the claimed design, or they show use and environment which form no part of the claimed design.

1 Claim, 8 Drawing Sheets



(56)

References Cited

U.S. PATENT DOCUMENTS

7,322,068 B1 * 1/2008 Kim A47K 10/02
15/209.1
7,955,683 B1 * 6/2011 Ferrell A63B 55/408
428/99
D740,111 S * 10/2015 Espinoza D8/395
D794,437 S * 8/2017 Zinser D8/395
D796,945 S * 9/2017 Stokeley D8/395
9,981,197 B2 * 5/2018 Akavia A63H 33/3055
10,322,325 B2 * 6/2019 Farina A63B 47/04
10,342,393 B1 * 7/2019 Kirkpatrick A47K 10/04
D907,899 S * 1/2021 Deco G09F 3/06
D2/853
11,129,504 B2 * 9/2021 Gamblin A47K 10/14
2005/0150782 A1 * 7/2005 Leonard A45C 11/00
206/37
2005/0217048 A1 * 10/2005 Elie A47K 10/02
15/209.1
2008/0234114 A1 * 9/2008 McGuigan A63B 69/0028
482/74
2009/0151105 A1 * 6/2009 Bohannon A63B 57/60
15/210.1
2009/0200440 A1 * 8/2009 Franco A47L 13/16
248/205.5
2013/0323457 A1 * 12/2013 Barringer A47K 10/02
428/99
2016/0067675 A1 * 3/2016 Schneider B01J 20/28009
428/34.1
2016/0114225 A1 * 4/2016 Brown A63B 47/04
15/118
2017/0020208 A1 * 1/2017 Velie A47K 10/02
2019/0090390 A1 * 3/2019 Judy A45C 3/001

* cited by examiner

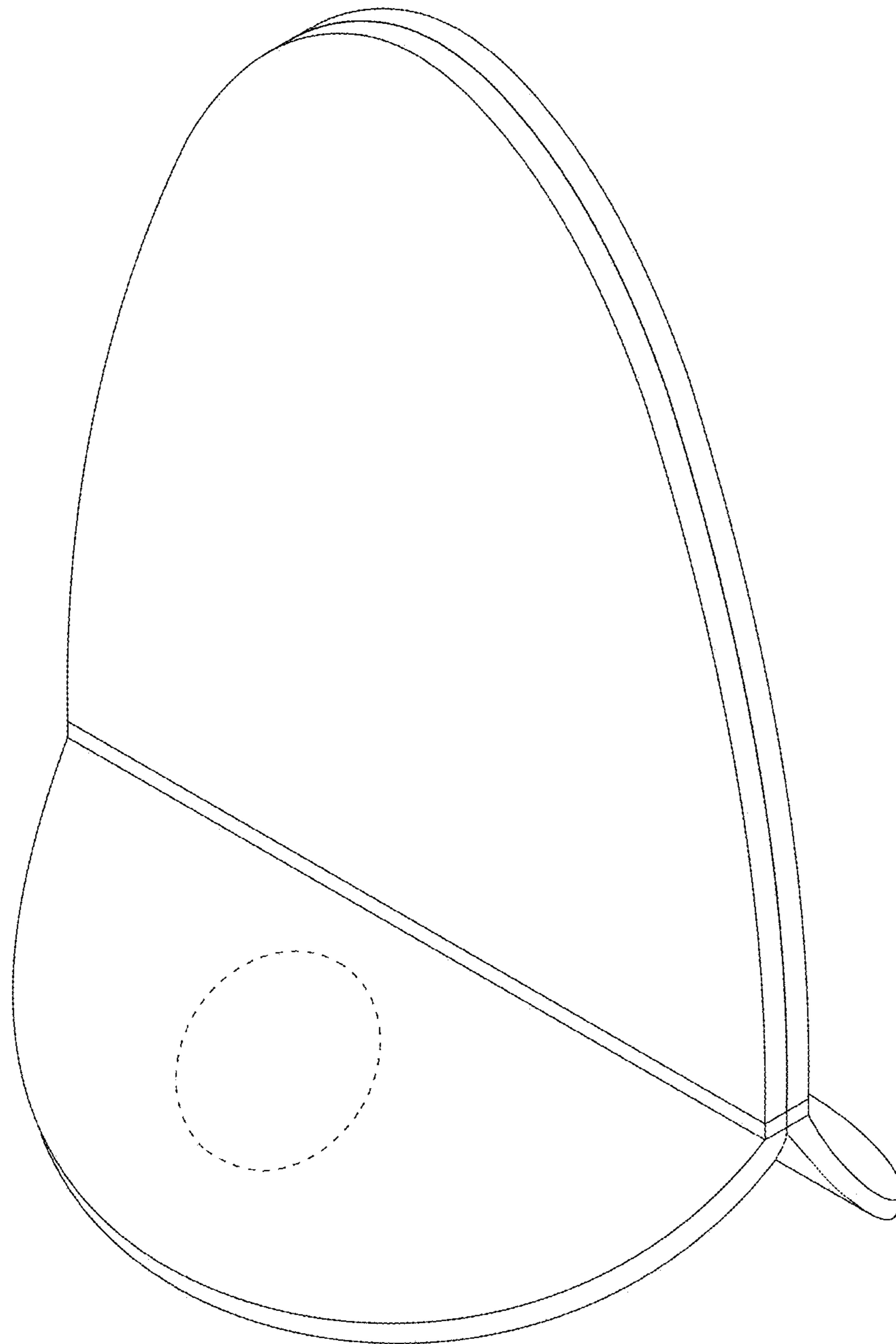


FIG. 1

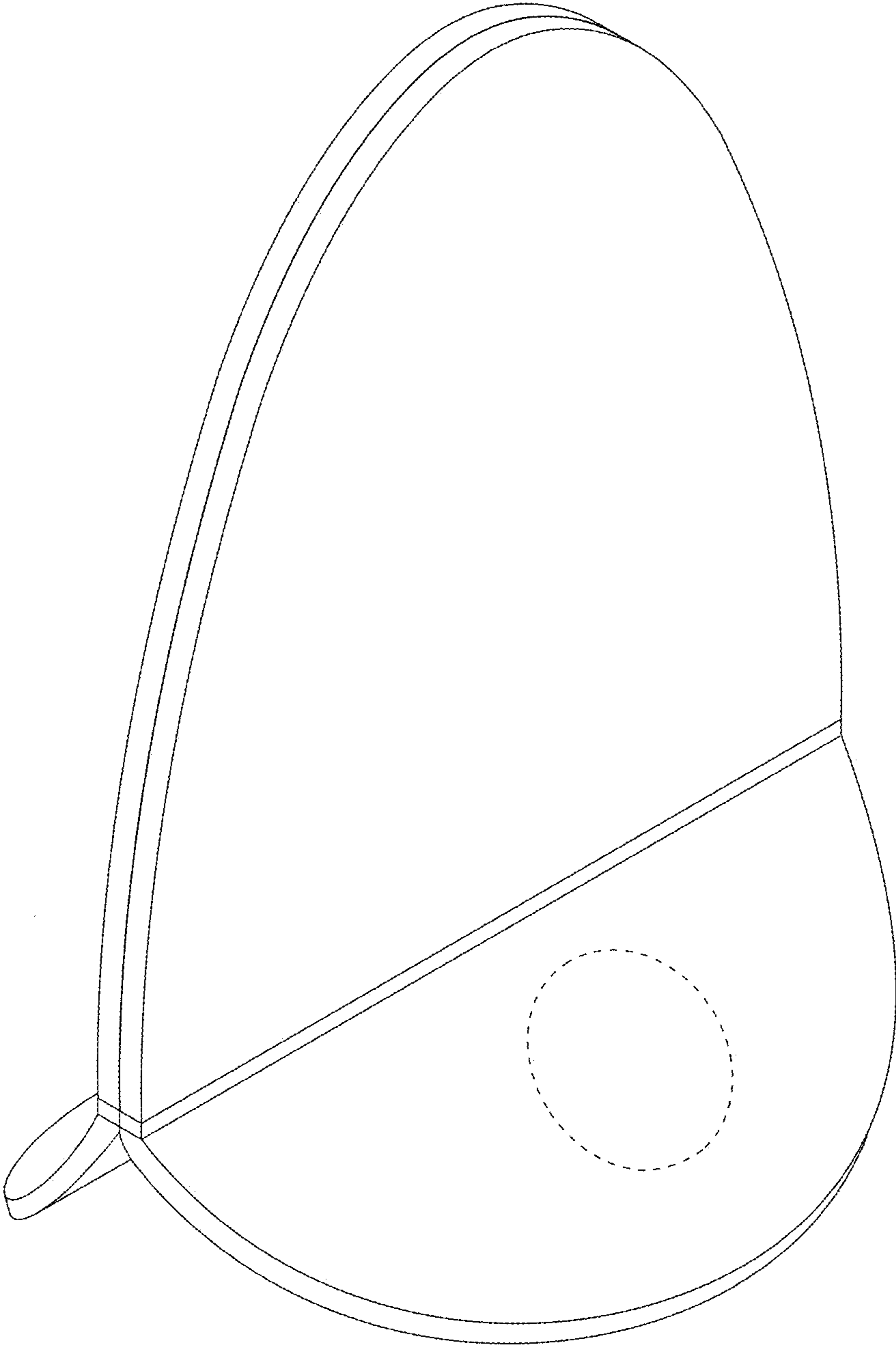


FIG. 2

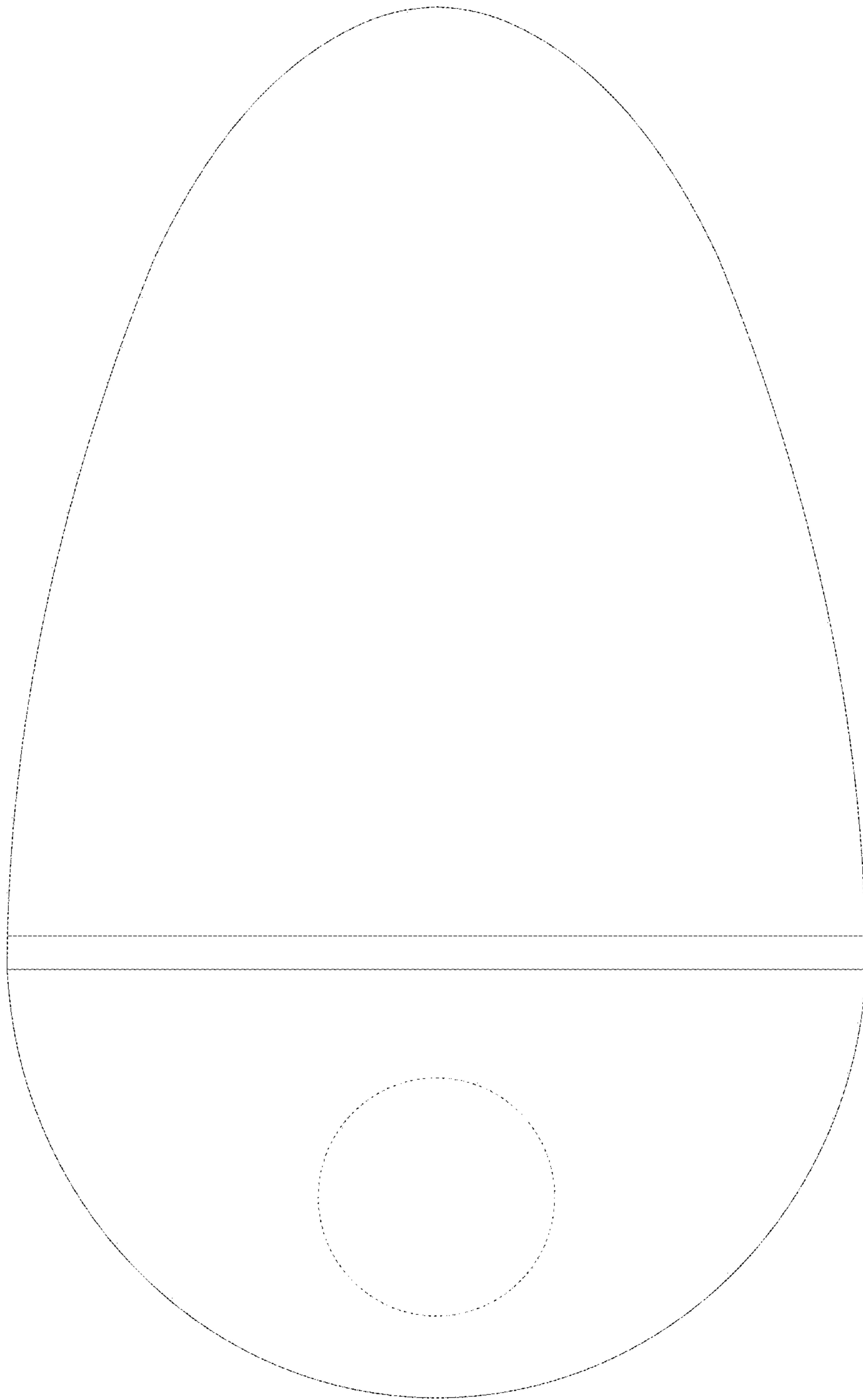


FIG. 3

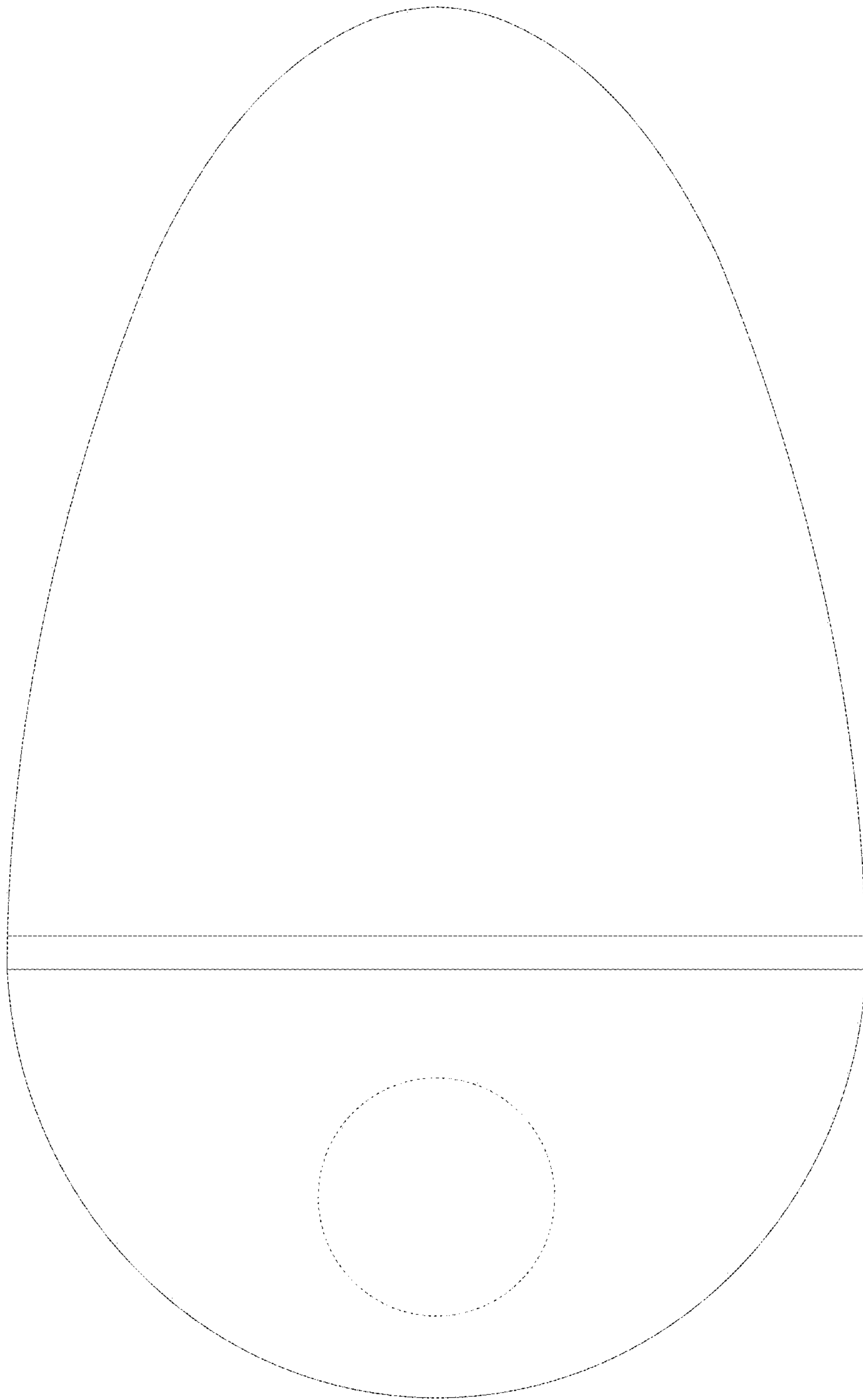


FIG. 4

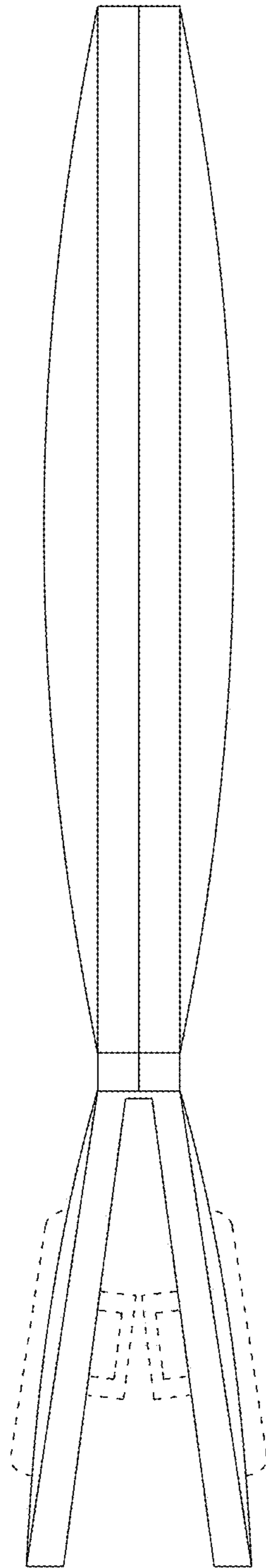


FIG. 5

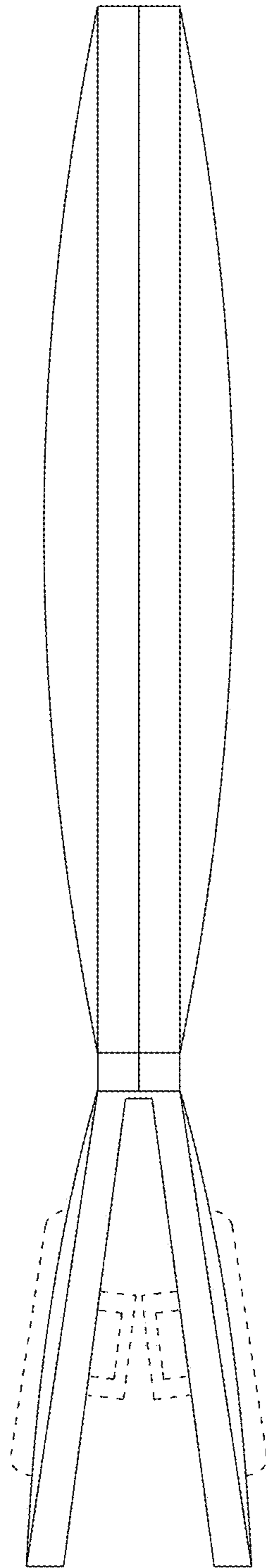


FIG. 6

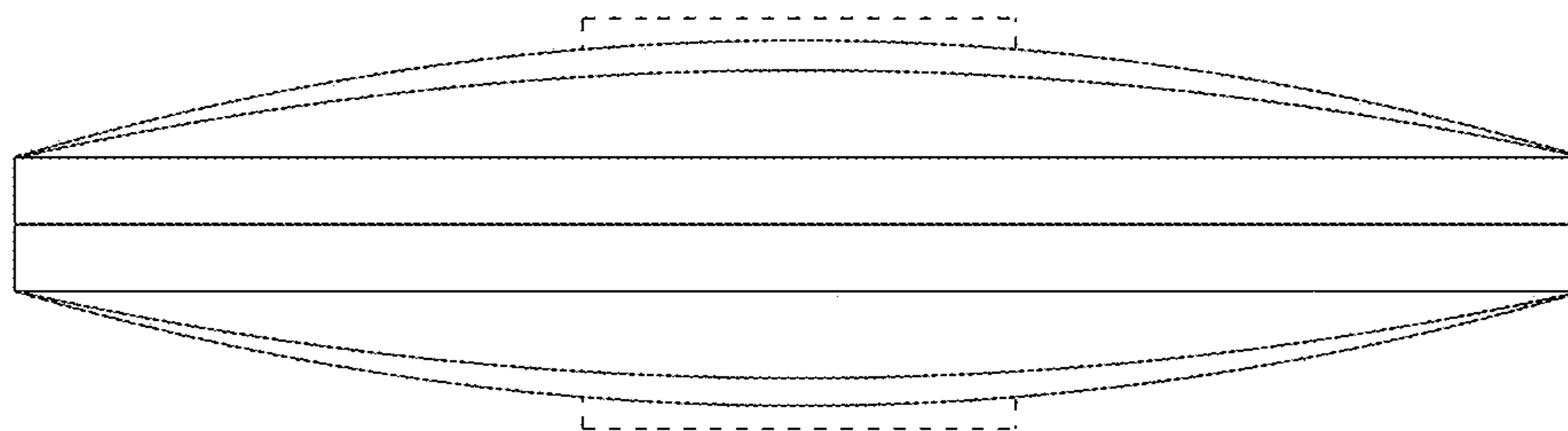


FIG. 7

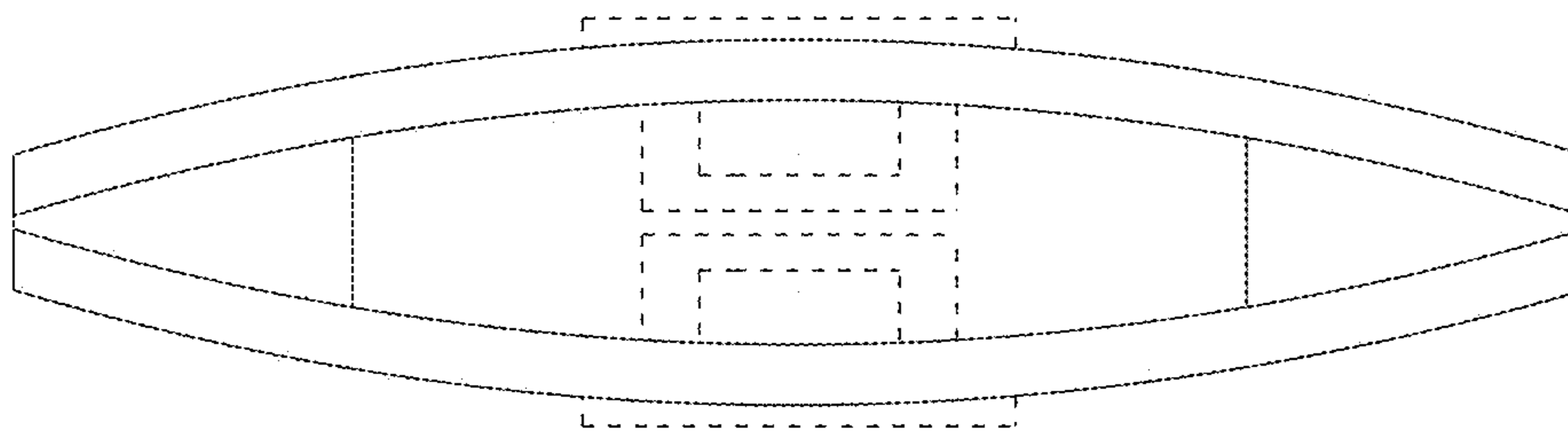


FIG. 8

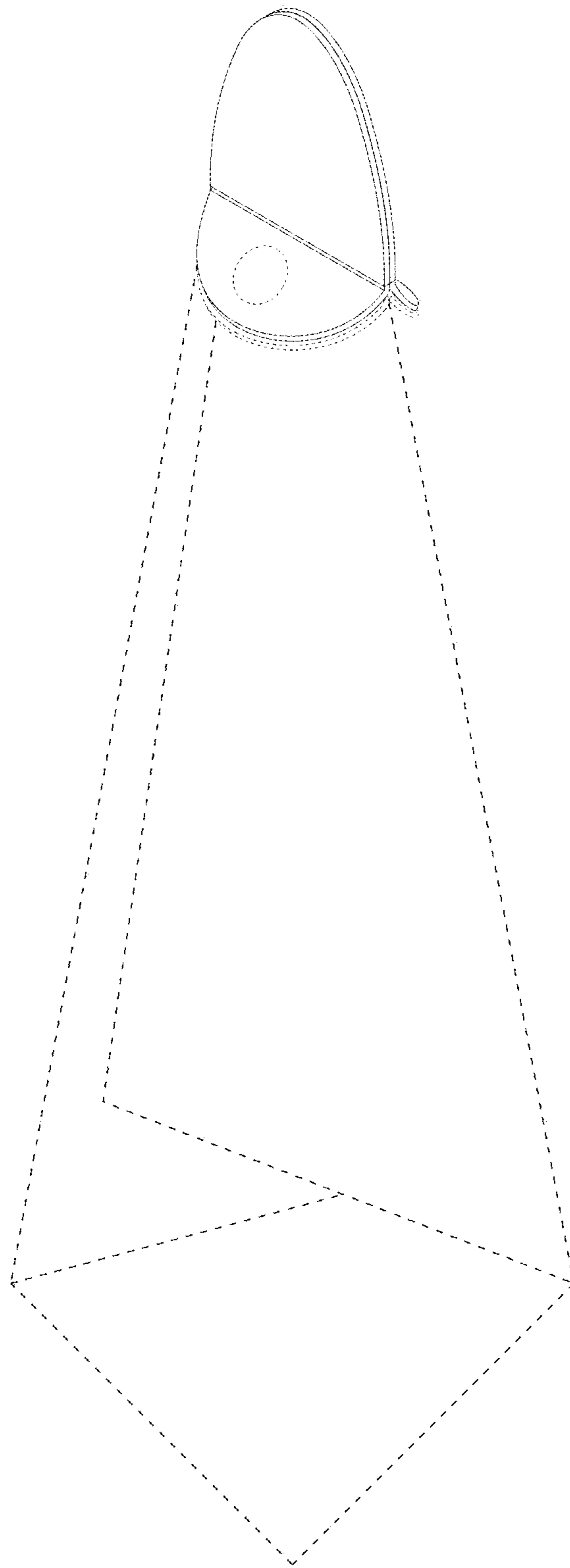


FIG. 9