



US00D940510S

(12) **United States Design Patent** (10) **Patent No.:** **US D940,510 S**  
**Dean et al.** (45) **Date of Patent:** **\*\* \*Jan. 11, 2022**

(54) **BOTTLE**

(71) Applicant: **The Coleman Company, Inc.**, Wichita, KS (US)

(72) Inventors: **Matthew Brian Dean**, Parchment, MI (US); **Sean Thomas Eurich**, Portage, MI (US)

(73) Assignee: **The Coleman Company, Inc.**, Wichita, KS (US)

(\*) Notice: This patent is subject to a terminal disclaimer.

(\*\*) Term: **15 Years**

(21) Appl. No.: **29/708,488**

(22) Filed: **Oct. 7, 2019**

(51) **LOC (13) Cl.** ..... **07-01**

(52) **U.S. Cl.**  
USPC ..... **D7/608**

(58) **Field of Classification Search**

USPC ..... D7/605–608, 509–511; D9/500–505  
CPC ..... B65D 81/3837; B65D 81/3839; B65D 81/3841; B65D 81/3844; B65D 81/3846; B65D 81/3869; B65D 81/3881; B65D 81/3876; A47J 41/0005; A47J 41/0083; A47J 41/02; A47J 41/024; A47J 41/026; A47J 41/028; A47J 41/0077; A47J 41/00; A47J 41/022; F25D 2331/803; F25D 3/08; A45C 11/20

See application file for complete search history.

(56) **References Cited**

U.S. PATENT DOCUMENTS

D408,689	S	*	4/1999	Kato	.....	D7/608
D569,253	S	*	5/2008	Cracchiolo	.....	D9/503
D614,033	S	*	4/2010	Hassamanci	.....	D9/504
8,429,925	B2	*	4/2013	Marx	.....	F25D 31/002 62/389
D717,608	S	*	11/2014	Lin	.....	D7/608
D769,122	S	*	10/2016	Wiggins	.....	D9/500
D807,179	S	*	1/2018	Herbst	.....	D9/500
D845,074	S	*	4/2019	Gluck	.....	D7/510
D876,173	S	*	2/2020	Kotani	.....	D7/608
2015/0327727	A1	*	11/2015	Wu	.....	A47J 41/02 215/12.2
2017/0305640	A1	*	10/2017	Thompson	.....	B65D 77/0493

\* cited by examiner

*Primary Examiner* — Terry A Wallace

(74) *Attorney, Agent, or Firm* — Husch Blackwell LLP

(57) **CLAIM**

We claim the ornamental design for a bottle, as shown and described.

**DESCRIPTION**

FIG. 1 is a perspective view of a bottle according to our new design;  
FIG. 2 is a front elevation view thereof;  
FIG. 3 is a top plan view thereof;  
FIG. 4 is a bottom plan view thereof;  
FIG. 5 is a right side elevation view thereof;  
FIG. 6 is a left side elevation view thereof; and,  
FIG. 7 is a rear elevation view thereof.

**1 Claim, 6 Drawing Sheets**

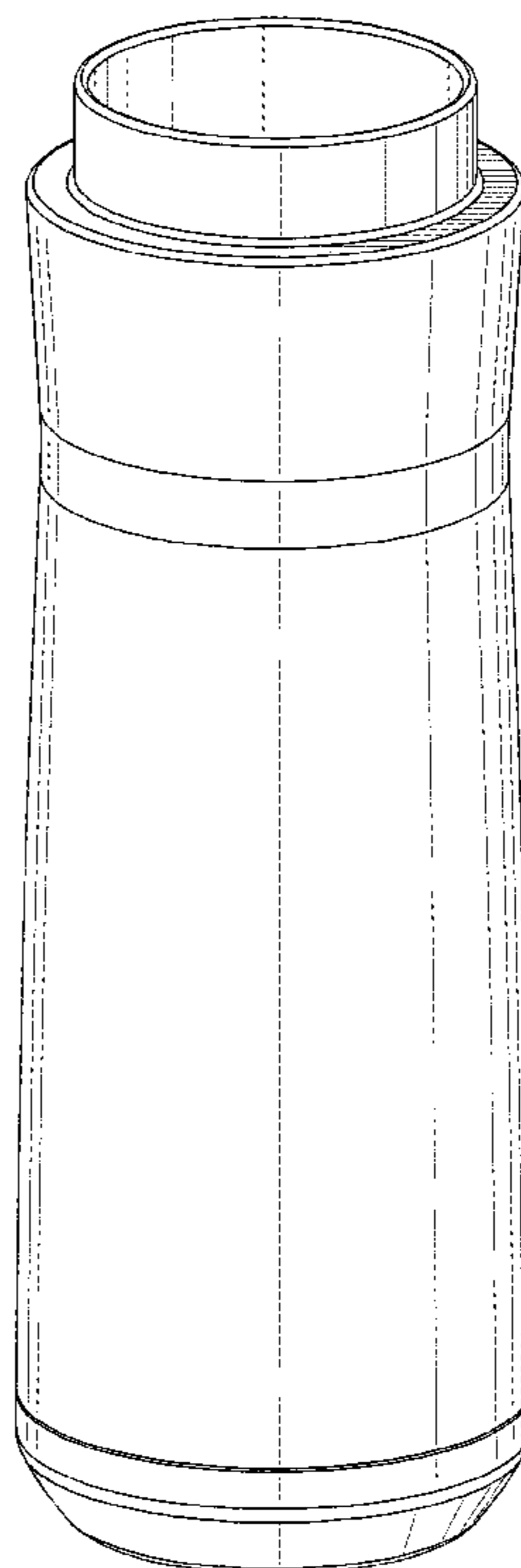
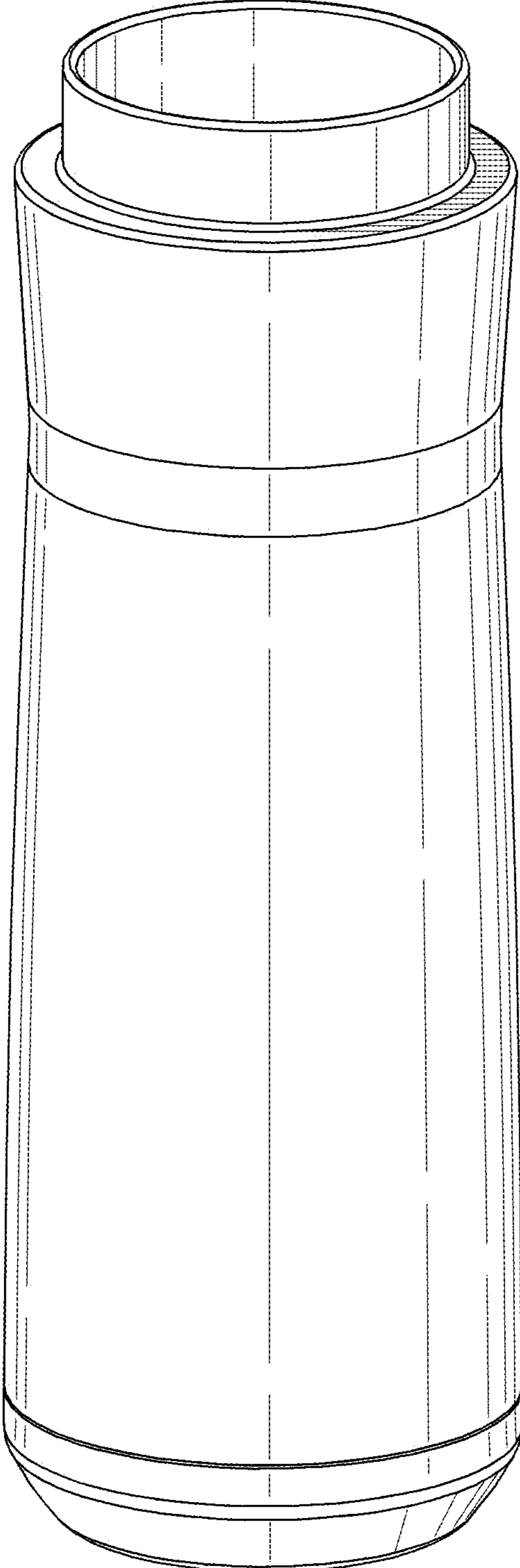



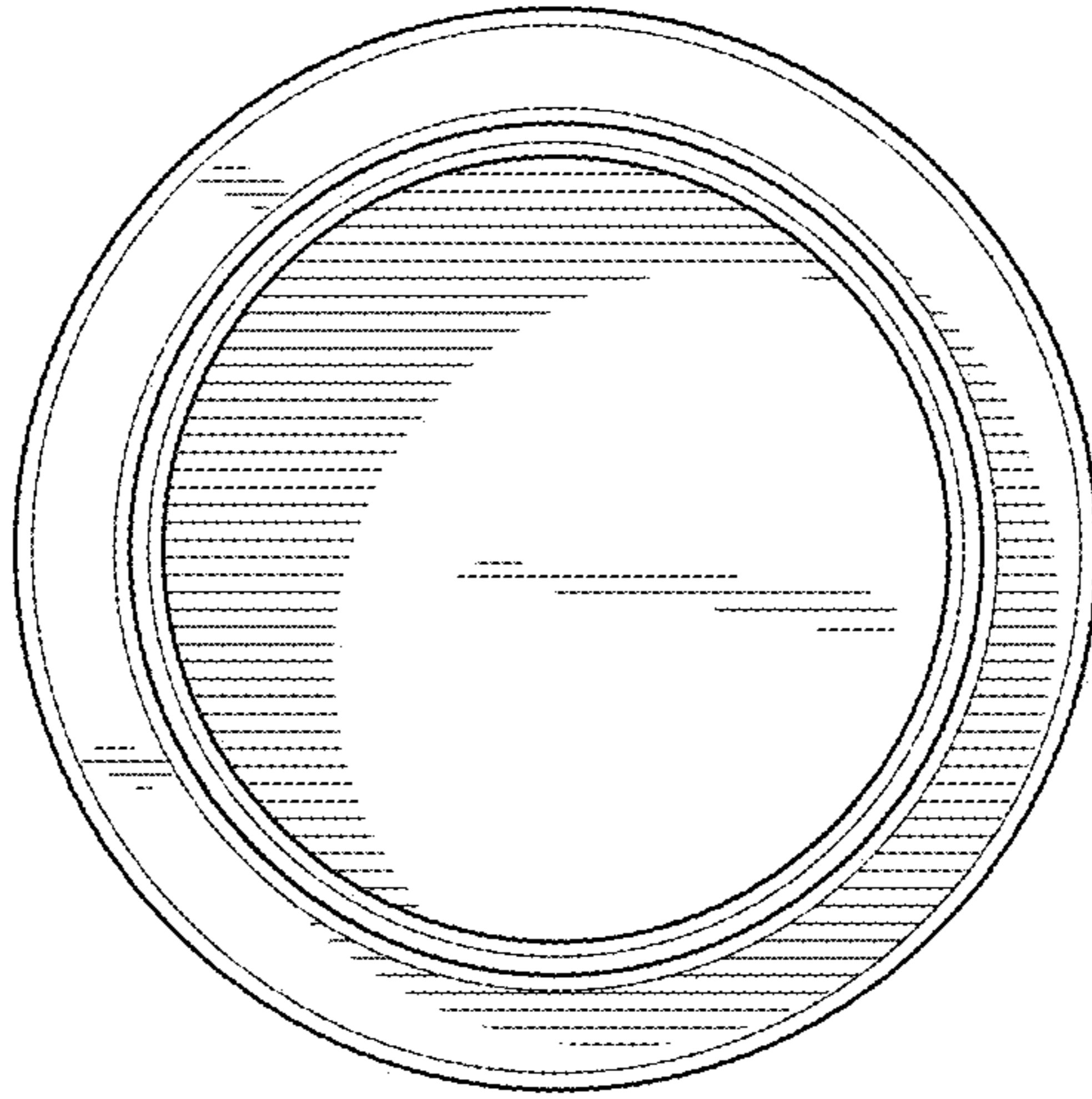
FIG. 1



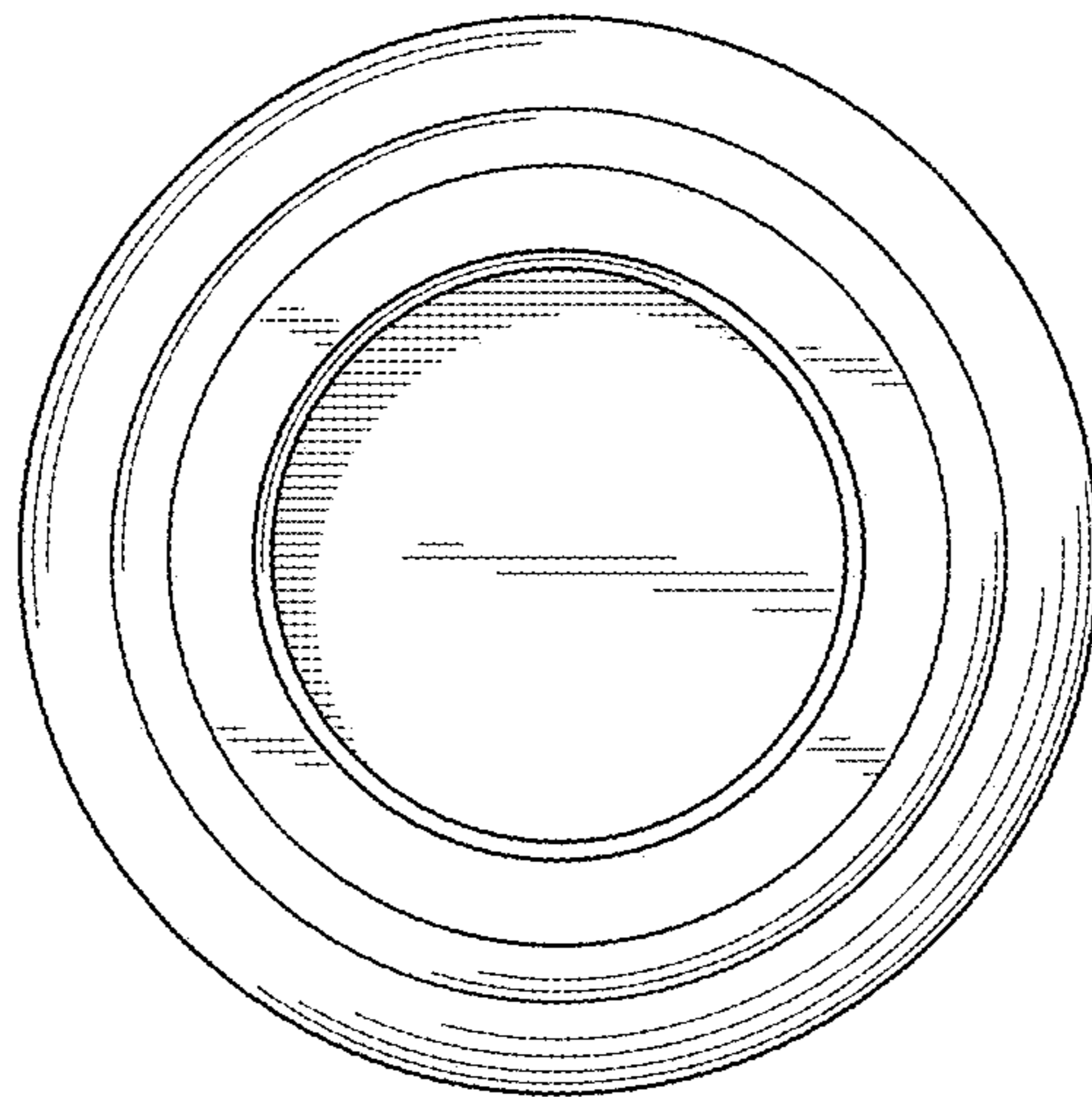
**FIG. 2**




**FIG. 3**




**FIG. 4**



**FIG. 5**



**FIG. 6**



**FIG. 7**

