



US00D940502S

(12) **United States Design Patent**
Feng

(10) **Patent No.:** **US D940,502 S**
(45) **Date of Patent:** **** Jan. 11, 2022**

- (54) **KNIFE HANDLE**
- (71) Applicant: **YANGJIANG SMART WIFE
KITCHENWARE
MANUFACTURING CO., LTD.,
Guangdong (CN)**
- (72) Inventor: **Ruqiong Feng, Guangdong (CN)**
- (73) Assignee: **YANGJIANG SMART WIFE
KITCHENWARE
MANUFACTURING CO., LTD.,
Yangjiang (CN)**
- (**) Term: **15 Years**
- (21) Appl. No.: **29/747,458**
- (22) Filed: **Aug. 23, 2020**
- (51) **LOC (13) Cl.** **07-03**
- (52) **U.S. Cl.**
USPC **D7/401.2; D7/649; D7/695**
- (58) **Field of Classification Search**
USPC D7/393-395, 401.2, 642-652, 693,
D7/695-696; D8/93, 97-100, 107, 300,
D8/321; D22/117-118
CPC A01B 1/20; A01B 1/22; A22C 25/006;
A47G 21/06; A47G 21/065; A61B
17/3211; A61B 17/3213; B21D 53/64;
B25G 3/36; B26B 1/00; B26B 1/08;
B26B 1/10; B26B 3/00; B26B 3/02;
B26B 3/03; B26B 3/04; B26B 3/06;
B26B 5/00; B26B 5/001; B26B 5/007;
B26B 7/00; B26B 7/005; B26B 9/00;
B26B 9/02; B26B 11/00; B26B 11/006;
B26B 17/00; B26B 17/006; B26B 29/02
See application file for complete search history.

D494,444 S *	8/2004	Hung	D8/107
D513,927 S *	1/2006	Chen	D7/395
D587,535 S *	3/2009	Sverdrup-Jensen	D7/649
D623,483 S *	9/2010	Gerlach	D7/649
D629,260 S *	12/2010	Krent	D7/649
D631,292 S *	1/2011	Bodum	D7/401.2
D683,204 S *	5/2013	Yamada	D8/107
D803,621 S *	11/2017	Cosignani	D7/401.2
D809,863 S *	2/2018	Yamada	D7/401.2
D845,086 S *	4/2019	McMahon	D7/650
D871,137 S *	12/2019	Brouillac	D7/401.2

OTHER PUBLICATIONS

Hammer Stahl 6-Inch Chef Knife. Date First Available on Amazon.com Nov. 2, 2016. <https://www.amazon.com/dp/B01M8QJG1E/ref> (Year: 2016).*

* cited by examiner

Primary Examiner — Ricky Pham

(57) **CLAIM**

The ornamental design for a knife handle, as shown and described.


DESCRIPTION

FIG. 1 is a bottom, front and right side perspective view of a knife handle showing my new design;
 FIG. 2 is a top, rear and left side perspective view thereof;
 FIG. 3 is a front elevational view thereof;
 FIG. 4 is a rear elevational view thereof;
 FIG. 5 is a left side view thereof;
 FIG. 6 is a right side view thereof;
 FIG. 7 is a top plan view thereof; and,
 FIG. 8 is a bottom plan view thereof.

The broken lines in the drawings illustrate portions of the knife handle which form no part of the claimed design.
 The broken lines depicting the blade also form no part of the claimed design.

1 Claim, 8 Drawing Sheets

- (56) **References Cited**
U.S. PATENT DOCUMENTS
D355,331 S * 2/1995 Rich D7/401.2
D424,887 S * 5/2000 Stokes D7/649



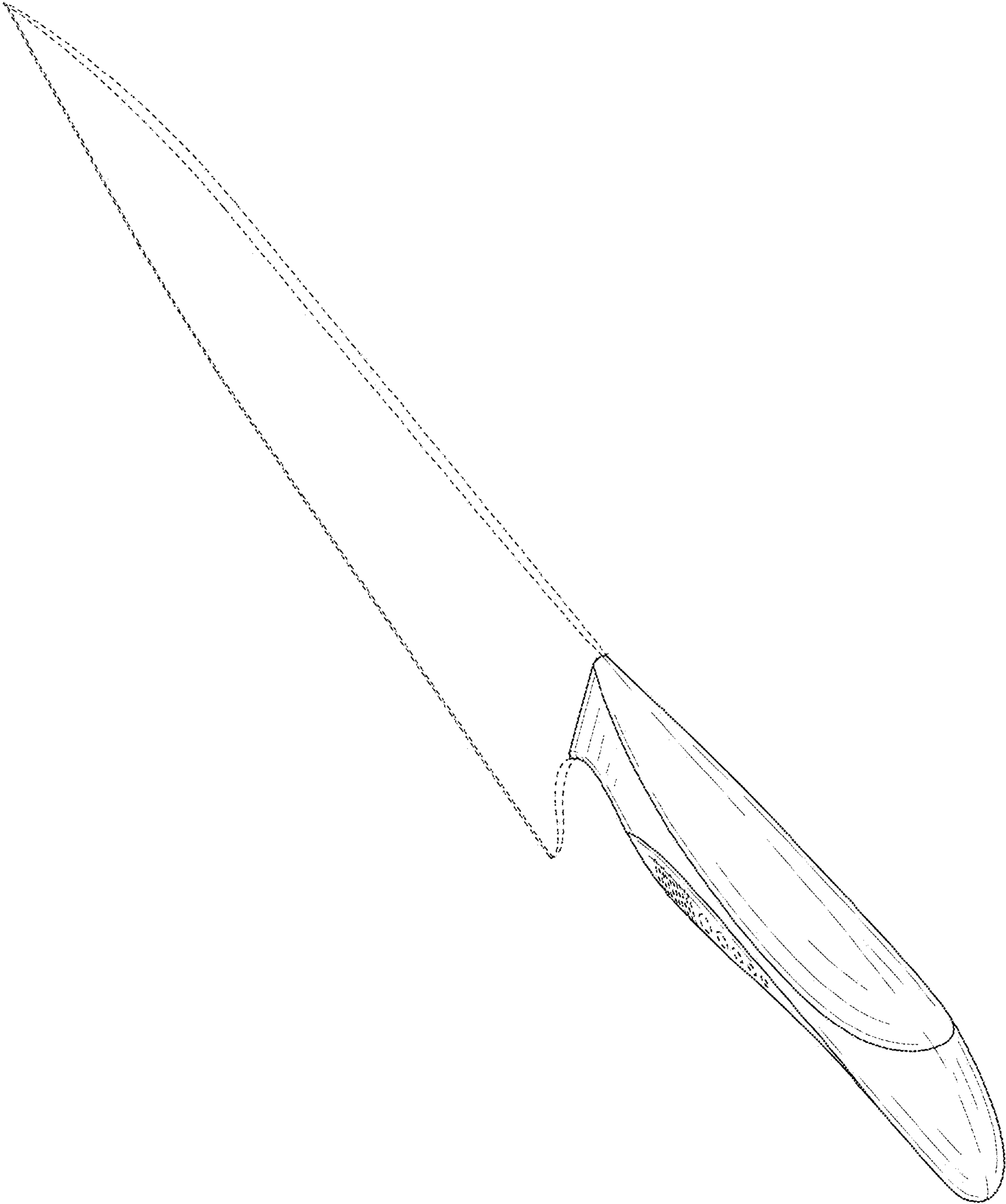


FIG.1

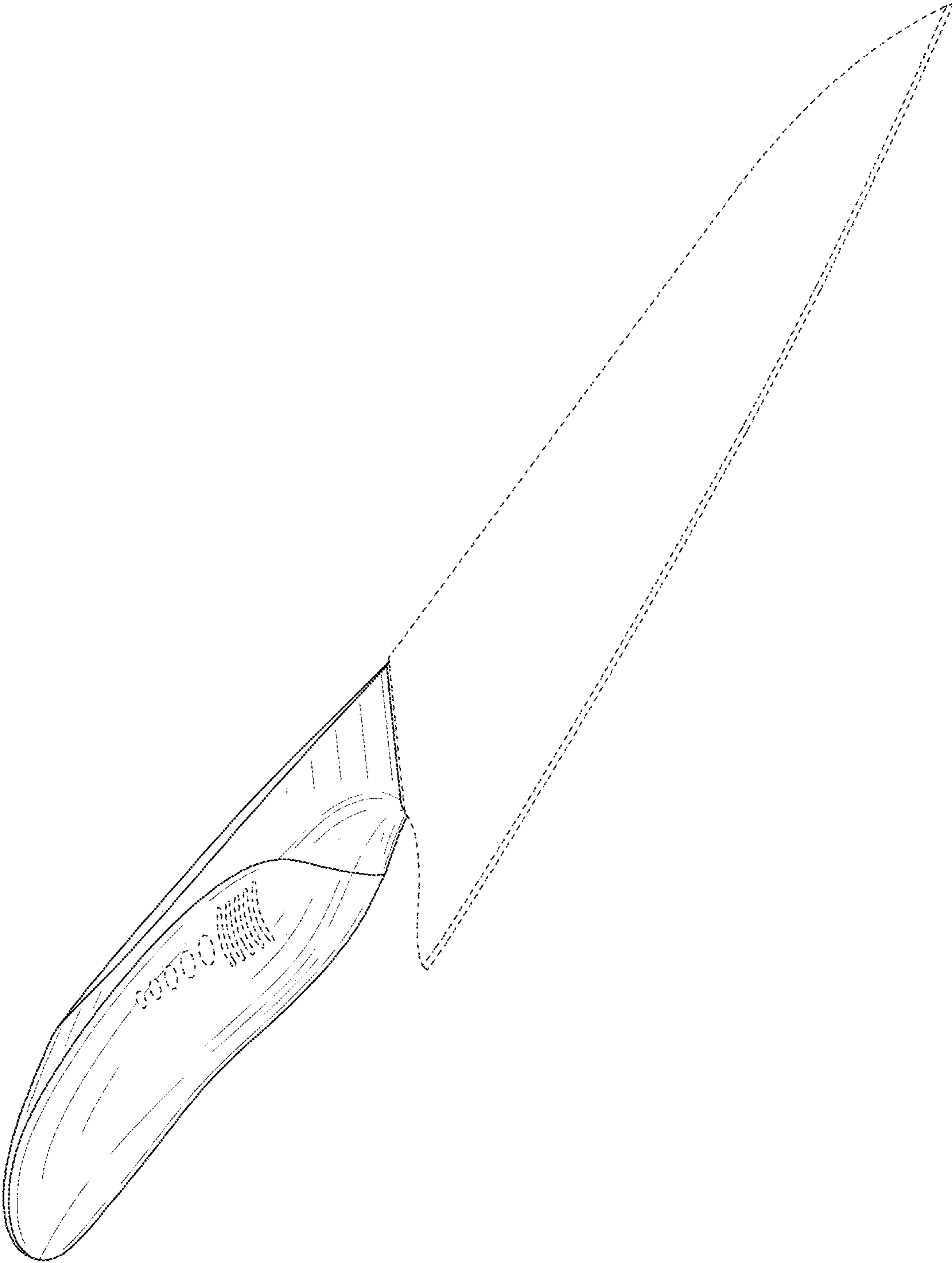


FIG.2




FIG. 3




FIG. 4




FIG. 5




FIG. 6

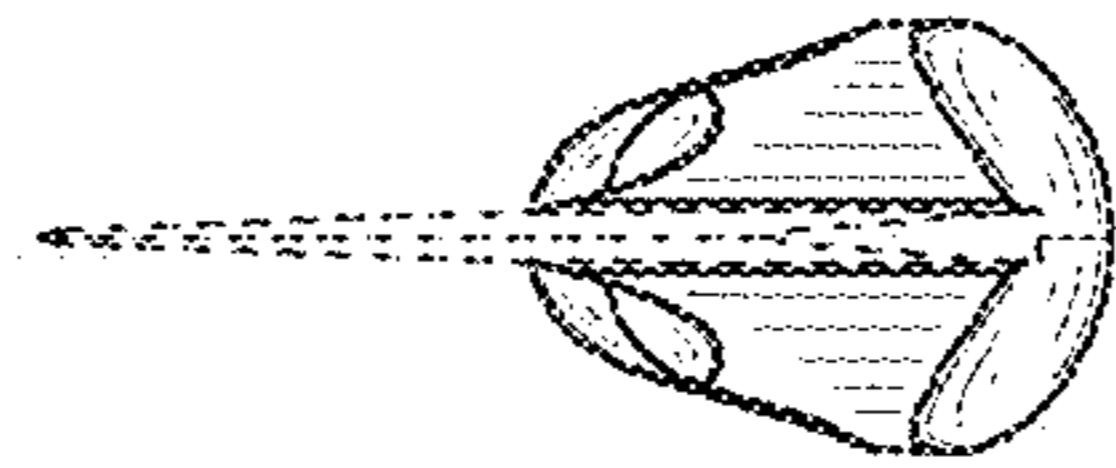


FIG. 7

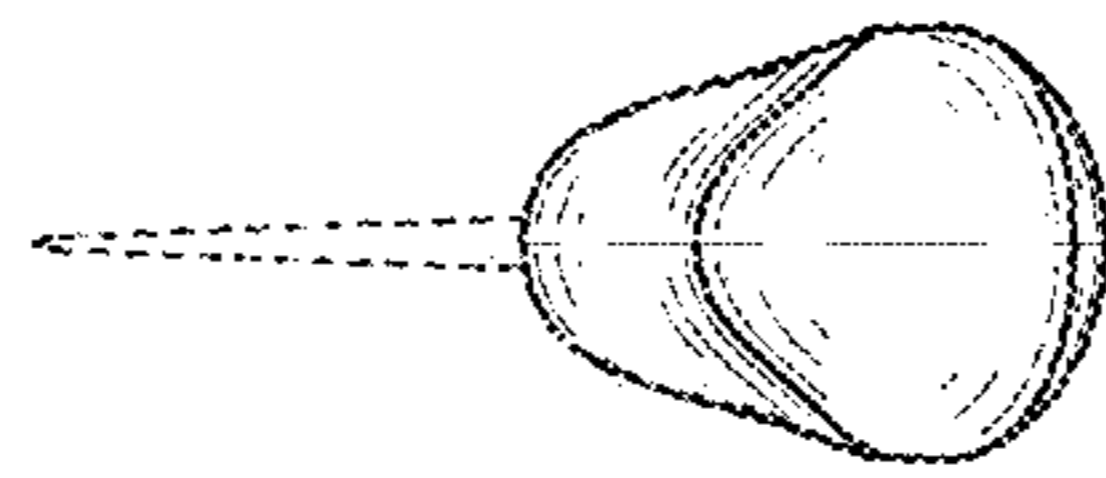


FIG. 8